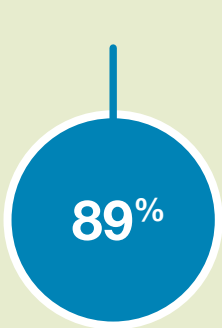


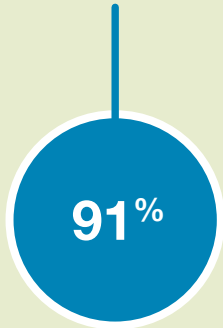
# Worcestershire Your Bus Journey 2025 survey results



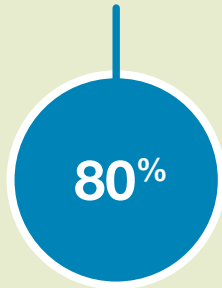
Time the journey took



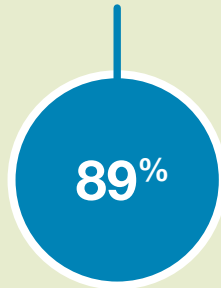
The bus driver



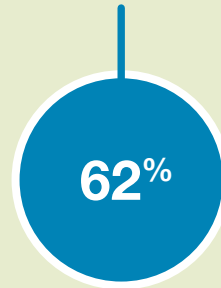
Punctuality of the bus at the stop



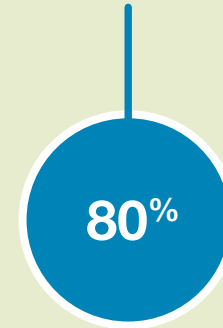
Overall satisfaction with journey on the day



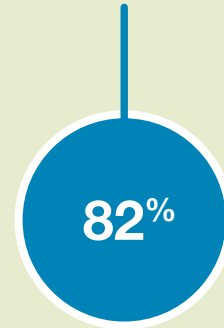
Value for money for fare payers



Waiting time at bus stop



The bus stop





# Worcestershire Your Bus Journey 2025 survey results

Bus passenger satisfaction compared to all England areas

Total satisfied %		Semi-rural	All England areas	Rank
Overall satisfaction	89	88	85	11
Value for money	62	68	63	28
Bus stop where you caught bus	82	83	81	24
Length of time you had to wait for bus	80	79	74	12
Punctuality of bus at stop (arriving on time)	80	82	77	20
Bus driver	91	91	87	10
Length of time journey on bus took	89	87	83	8
Total rating good (very/fairly) %				
Information provided at bus stop	75	78	76	
Personal security at bus stop	72	73	67	
Personal security on bus	80	86	80	