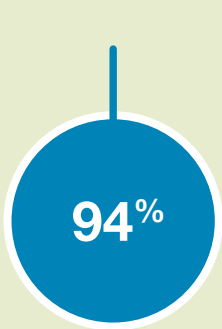


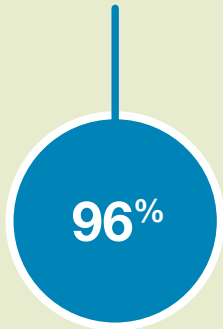
Warwickshire Your Bus Journey 2025 survey results



Time the journey took



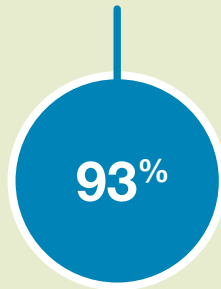
The bus driver



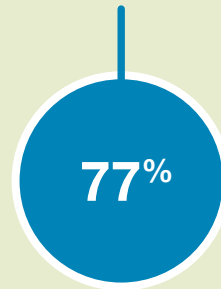
Punctuality of the bus at the stop



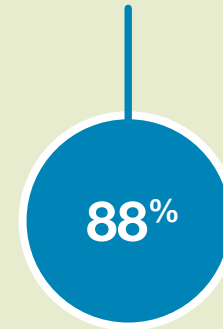
Overall satisfaction with journey on the day



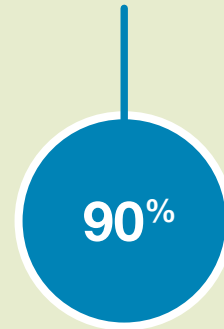
Value for money for fare payers



Waiting time at bus stop



The bus stop





Warwickshire Your Bus Journey 2025 survey results

Bus passenger satisfaction compared to all England areas

Total satisfied %		Semi-rural	All England areas	Rank
Overall satisfaction	93	88	85	1
Value for money	77	68	63	3
Bus stop where you caught bus	90	83	81	1
Length of time you had to wait for bus	88	79	74	2
Punctuality of bus at stop (arriving on time)	90	82	77	1
Bus driver	96	91	87	1
Length of time journey on bus took	94	87	83	1
Total rating good (very/fairly) %				
Information provided at bus stop	84	78	76	
Personal security at bus stop	87	73	67	
Personal security on bus	94	86	80	