

# The South East of Scotland Transport Partnership Your Bus Journey 2025 survey results




Time the journey took



2024 - 85%  
2023 - 83%

The bus driver



2024 - 89%  
2023 - 87%

Punctuality of the bus at the stop



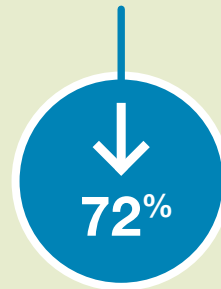
2024 - 76%  
2023 - 80%

Overall satisfaction with journey on the day



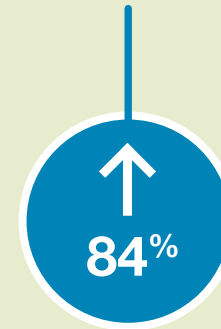
2024 - 85%  
2023 - 86%

Value for money for fare payers



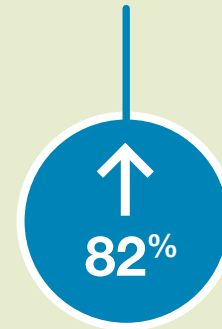
2024 - 74%  
2023 - 68%

Waiting time at bus stop



2024 - 74%  
2023 - 77%

The bus stop



2024 - 79%  
2023 - 76%



# The South East of Scotland Transport Partnership Your Bus Journey 2025 survey results

Bus passenger satisfaction compared to all Scotland areas

## Total satisfied %

		All Scotland areas	Rank
Overall satisfaction	92	91	2
Value for money	72	75	2
Bus stop where you caught bus	82	84	2
Length of time you had to wait for bus	84	84	2
Punctuality of bus at stop (arriving on time)	83	86	3
Bus driver	91	92	4
Length of time journey on bus took	86	88	3

## Total rating good (very/fairly) %

Information provided at bus stop	79	80	
Personal security at bus stop	72	77	
Personal security on bus	87	88	