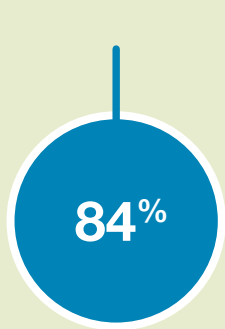


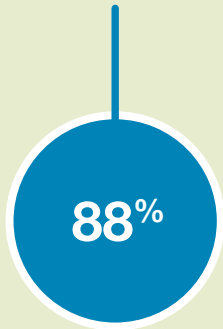
Staffordshire Your Bus Journey 2025 survey results



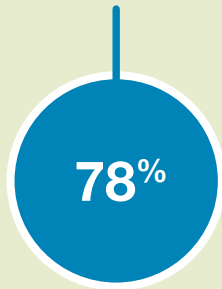
Time the journey took



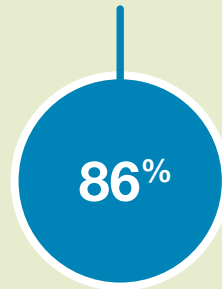
The bus driver



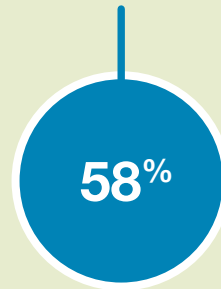
Punctuality of the bus at the stop



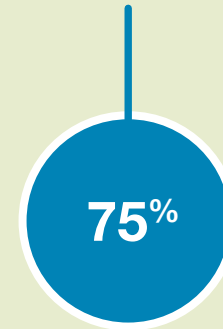
Overall satisfaction with journey on the day



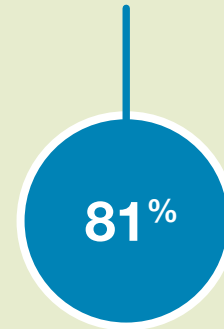
Value for money for fare payers



Waiting time at bus stop



The bus stop





Staffordshire Your Bus Journey 2025 survey results

Bus passenger satisfaction compared to all England areas

Total satisfied %

		Semi-rural	All England areas	Rank
Overall satisfaction	86	88	85	28
Value for money	58	68	63	36
Bus stop where you caught bus	81	83	81	27
Length of time you had to wait for bus	75	79	74	28
Punctuality of bus at stop (arriving on time)	78	82	77	26
Bus driver	88	91	87	27
Length of time journey on bus took	84	87	83	29

Total rating good (very/fairly) %

Information provided at bus stop	70	78	76	
Personal security at bus stop	65	73	67	
Personal security on bus	80	86	80	