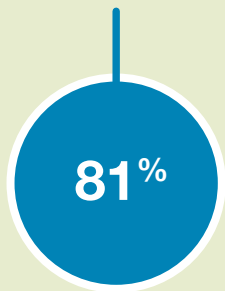


# South Yorkshire Your Bus Journey 2025 survey results

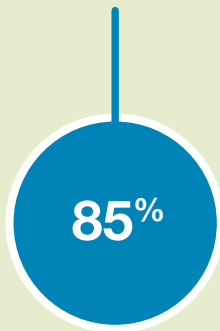


Time the journey took



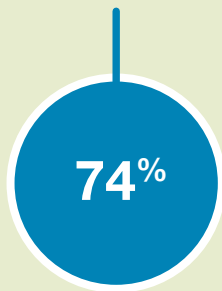
2024 - 81%  
2023 - 81%

The bus driver



2024 - 85%  
2023 - 87%

Punctuality of the bus at the stop



2024 - 74%  
2023 - 70%

Overall satisfaction with journey on the day




2024 - 79%  
2023 - 81%

Value for money for fare payers



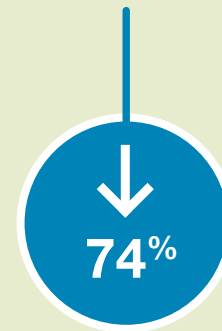
2024 - 69%  
2023 - 67%

Waiting time at bus stop



2024 - 68%  
2023 - 65%

The bus stop



2024 - 76%  
2023 - 73%



# South Yorkshire Your Bus Journey 2025 survey results

Bus passenger satisfaction compared to all England areas

		Urban metropolitan	All England areas	Rank
<b>Total satisfied %</b>				
Overall satisfaction	81	84	85	40
Value for money	53	63	63	38
Bus stop where you caught bus	74	80	81	42
Length of time you had to wait for bus	70	71	74	40
Punctuality of bus at stop (arriving on time)	74	74	77	39
Bus driver	85	85	87	39
Length of time journey on bus took	81	82	83	38
<b>Total rating good (very/fairly) %</b>				
Information provided at bus stop	65	76	76	
Personal security at bus stop	59	65	67	
Personal security on bus	75	77	80	