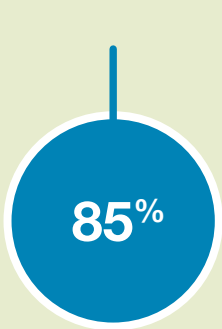


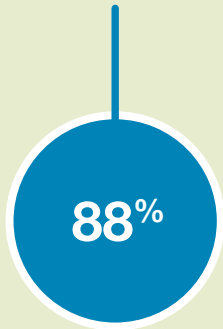
Plymouth Your Bus Journey 2025 survey results



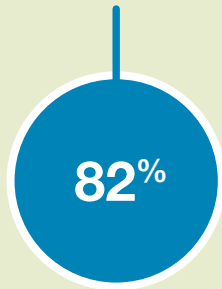
Time the journey took



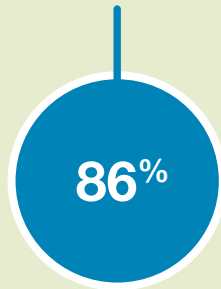
The bus driver



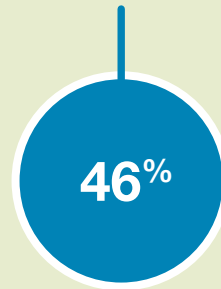
Punctuality of the bus at the stop



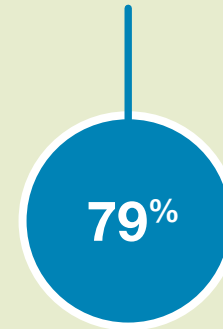
Overall satisfaction with journey on the day



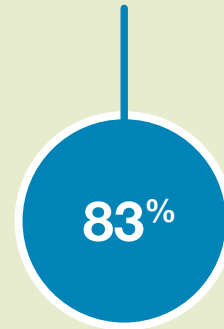
Value for money for fare payers



Waiting time at bus stop



The bus stop





Plymouth Your Bus Journey 2025 survey results

Bus passenger satisfaction compared to all England areas

Total satisfied %

		Urban other	All England areas	Rank
Overall satisfaction	86	87	85	25
Value for money	46	61	63	43
Bus stop where you caught bus	83	82	81	16
Length of time you had to wait for bus	79	77	74	17
Punctuality of bus at stop (arriving on time)	82	80	77	16
Bus driver	88	88	87	23
Length of time journey on bus took	85	85	83	27

Total rating good (very/fairly) %

Information provided at bus stop	78	79	76	
Personal security at bus stop	68	69	67	
Personal security on bus	81	83	80	