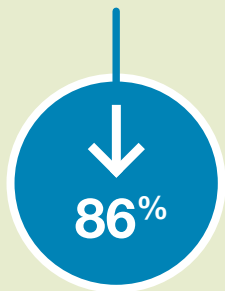


East Riding of Yorkshire Your Bus Journey 2025 survey results




Time the journey took



2024 - 87%
2023 - 89%

The bus driver



2024 - 91%
2023 - 92%

Punctuality of the bus at the stop



2024 - 86%
2023 - 85%

Overall satisfaction with journey on the day



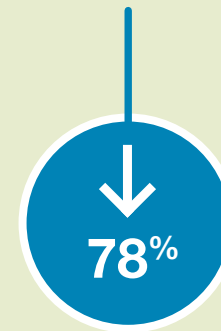
2024 - 91%
2023 - 90%

Value for money for fare payers




2024 - 88%
2023 - 87%

Waiting time at bus stop



2024 - 81%
2023 - 79%

The bus stop



2024 - 83%
2023 - 84%



East Riding of Yorkshire Your Bus Journey 2025 survey results

Bus passenger satisfaction compared to all England areas

		Rural	All England areas	Rank
Total satisfied %				
Overall satisfaction	88	86	85	15
Value for money	68	63	63	15
Bus stop where you caught bus	86	80	81	8
Length of time you had to wait for bus	78	76	74	18
Punctuality of bus at stop (arriving on time)	82	80	77	13
Bus driver	93	89	87	3
Length of time journey on bus took	86	85	83	22
Total rating good (very/fairly) %				
Information provided at bus stop	72	72	76	
Personal security at bus stop	69	66	67	
Personal security on bus	87	84	80	