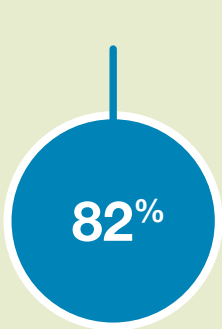


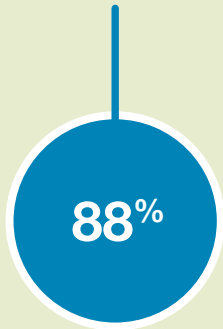
Cambridgeshire & Peterborough Your Bus Journey 2025 survey results



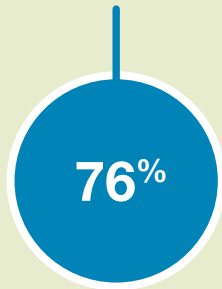
Time the journey took



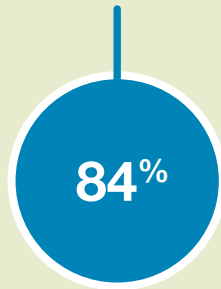
The bus driver



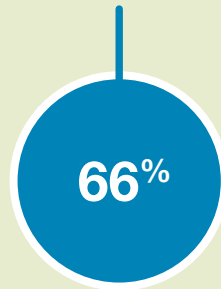
Punctuality of the bus at the stop



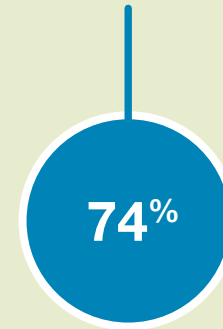
Overall satisfaction with journey on the day



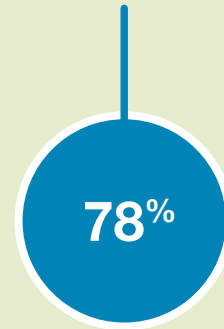
Value for money for fare payers



Waiting time at bus stop



The bus stop





Cambridgeshire & Peterborough Your Bus Journey 2025 survey results

Bus passenger satisfaction compared to all England areas

		Semi-rural	All England areas	Rank
Total satisfied %				
Overall satisfaction	84	88	85	36
Value for money	66	68	63	18
Bus stop where you caught bus	78	83	81	39
Length of time you had to wait for bus	74	79	74	31
Punctuality of bus at stop (arriving on time)	76	82	77	32
Bus driver	88	91	87	26
Length of time journey on bus took	82	87	83	35
Total rating good (very/fairly) %				
Information provided at bus stop	70	78	76	
Personal security at bus stop	67	73	67	
Personal security on bus	85	86	80	