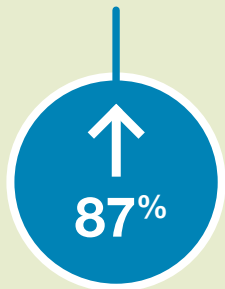


Blackpool Your Bus Journey 2025 survey results




Time the journey took



2024 - 81%

The bus driver



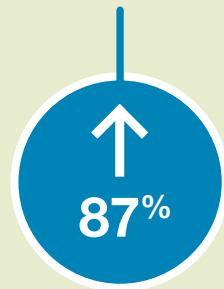
2024 - 86%

Punctuality of the bus at the stop



2024 - 81%

Overall satisfaction with journey on the day



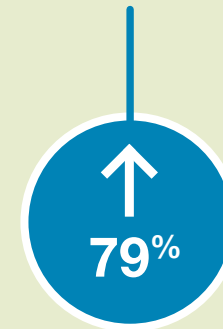
2024 - 86%

Value for money for fare payers



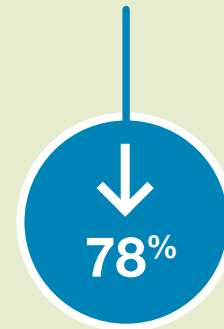
2024 - 72%

Waiting time at bus stop



2024 - 72%

The bus stop



2024 - 80%



Blackpool Your Bus Journey 2025 survey results

Bus passenger satisfaction compared to all England areas

Total satisfied %

		Urban other	All England areas	Rank
Overall satisfaction	87	87	85	18
Value for money	59	61	63	34
Bus stop where you caught bus	78	82	81	35
Length of time you had to wait for bus	79	77	74	15
Punctuality of bus at stop (arriving on time)	85	80	77	8
Bus driver	88	88	87	22
Length of time journey on bus took	87	85	83	16

Total rating good (very/fairly) %

Information provided at bus stop	74	79	76	
Personal security at bus stop	61	69	67	
Personal security on bus	83	83	80	