

BRITAIN'S RAILWAY – WHAT MATTERS TO PASSENGERS

A RESEARCH STUDY CONDUCTED FOR TRANSPORT FOCUS AND NETWORK RAIL

FINAL REPORT – DECEMBER 2022





| | Page |
|---|---------|
| Research goals, the approach and profile of passengers by journey purpose | 3-5 |
| Headline findings | 6-8 |
| What matters to passengers – key findings | 9-17 |
| Deep Dive – Reliability and Punctuality | 18-25 |
| Deep Dive – Environment/Sustainability | 26-31 |
| Deep Dive – Managing planned disruption | 32-39 |
| Deep Dive – Accessibility | 40-47 |
| Lapsed passengers | 48-54 |
| What matters to passengers – detailed analysis | |
| by nation (including infographics) | 56-61 |
| by demographic groups | 62-68 |
| by journey purpose | 69-75 |
| by other influences | 76-86 |
| by Network Rail regions and routes | 87-92 |
| by train operator (TOC) | 93-99 |
| Importance versus performance by TOC | 100-122 |
| Appendix | |
| Methodology | 123-126 |

“ To update our understanding of passengers’ expectations of the railway post-pandemic and to explore how changes in working patterns and travel behaviours may have impacted these ”

RESEARCH THEMES

- Overall attitudes towards the railway and expectations for the future railway
- Measuring what matters to passengers when it comes to the railway and ‘green issues’, sustainability, decarbonisation etc.
- Exploring the impact of the changing working environment (e.g. hybrid working) on passenger attitudes and needs
- Understanding train passenger attitudes towards the least bad times for planned disruption
- Understanding passenger preferences for rail investment in a financially constrained world e.g. reliability versus more trains
- Assessing passenger expectations for a more accessible railway
- Providing detailed analysis of how opinions vary between multiple factors including journey purpose, nations, the Network Rail regions and routes, train operators and demographic sub-groups
- Exploring the attitudes of lapsed passengers and what is likely to have the greatest influence on them returning to rail

THE APPROACH

A MAJOR QUANTITATIVE SURVEY INVOLVING MORE THAN 15,000 ONLINE INTERVIEWS

- 20-minute online survey among rail passengers
- Fieldwork between 11th – 24th August 2022
- Data weighted to proportions set by nationally representative CATI omnibus carried out in August 2022 (2,000 interviews)
- Participants asked about one of their more frequently undertaken journey types on a “least full” basis (obviously many travellers use the rail for multiple purposes) (see opposite)

| ALL PASSENGERS | WEIGHTED % | INTERVIEWS |
|---------------------------------|------------|---------------|
| Travelled in last 3 months | 64 | 10,179 |
| Travelled in last 4 – 12 months | 20 | 2,386 |
| Lapsed Travellers | 16 | 2,661 |
| Total | | 15,226 |

| CURRENT PASSENGERS | WEIGHTED % | INTERVIEWS |
|-------------------------------|------------|---------------|
| Commuter | 19 | 2,329 |
| Business | 19 | 2,323 |
| Leisure | 44 | 5,576 |
| Personal Business | 19 | 2,337 |
| All current passengers | | 12,565 |

Commuters

Travel to and from work
or place of education



*Passengers are
more likely than
average to be:*

Under 44 yrs old
From an Ethnic minority
Recent passengers
Travelling alone

Business travellers

Travel for work



Male passengers
AB socio-economic group
Under 44 years old
Recent passengers
**Standard Premium and First
Class**
Bicycle users
To use technology on trains

Leisure

Travel to visit
friends/relatives,
shopping, holidays, day
trips, for sport, etc



Female passengers
Over 55 years old
White British
Non-recent passengers
Able-bodied passengers
**Travel by car to the
station**

Personal Business

Travel by train for
medical appointments,
job interviews, banking,
etc



Male passengers
Under 44 yrs old
Recent passengers
People with a disability



01

Most important for passengers – well ahead of other factors – are value for money, and the reliability and punctuality of services

Regardless of the type of passenger, these two areas are almost universally regarded as the most important when travelling by train. Improved value for money is also the feature which passengers are most likely to say would lead to an increase in the amount that they travel by train

02

What matters to passengers is impacted by the purpose of their journey – for example, if they are travelling for leisure or on a business trip

Leisure passengers tend to have more focussed priorities – value for money, reliability and getting a seat on a train. While business travellers have more varied requirements of the railway, with greater emphasis placed on, for example, good connections with other services, quick journeys and reliable Wi-Fi on trains

03

Age strongly influences what matters to customers. The young are more focussed on the environmental impact of the railway and accessibility. And whilst older people are concerned with accessibility, they also place greater importance on value for money, reliability and getting a (comfortable) a seat

Other strong influences on passenger expectations include gender, journey length, and people's ability to work from home

04

Disabled passengers or those travelling with luggage, personal transportation, dogs and helpers have expectations which align with their needs

For example, those who travel in a wheelchair or mobility scooter rank accessibility of the railway as their number one priority. Around one-quarter of those passengers with a mobility issue rate the ability to get on and off trains, and move around trains, as poor

05

Sundays are considered to be the least disruptive day of the week for railway engineering works. For longer-term work, a full one-week closure is slightly preferred to six consecutive weekends

Mondays and Fridays are considered the *least* favourable for planned works

06

The ability for the railway to cope with adverse weather is the most important environmental concern among rail passengers

More than half of passengers think this is very important for the railway to invest in. Across a range of environmental topics, young people consistently think that these are more important than older people

07

Cheaper fares are the most significant factor in encouraging lapsed passengers back to the railway

At the same time, the changing workplace, and in particular the growth in home and hybrid-working, has pushed some commuters away from such frequent use of the train



THREE STEPS

PASSENGERS WERE ASKED ABOUT A JOURNEY WHICH THEY MAKE FREQUENTLY FOR
COMMUTING, BUSINESS, LEISURE OR PERSONAL BUSINESS

01

Ranking 25 specific features of their train journey using a MaxDiff trade-off exercise

02

Satisfaction with the same 25 features

03

Likelihood to travel by rail more if improvements are made to their seven most important features

WHAT MATTERS TO PASSENGERS – INTRODUCING THE 25 FEATURES TESTED

The central pillar of this study is to understand **what is most important to passengers when travelling by train**.

To do this, we used a list of 25 features linked to rail travel.

These were chosen to cover many different aspects that passengers might consider when travelling by train, and broadly encompass the following topics:

Reliability, punctuality, journey times and information



Experience on the train



Experience at the station



Value for money and tickets



Environment and sustainability



Using a trade-off exercise known as MaxDiff, we have been able to rank the order and relative importance of these features to passengers. Please see the appendix for further detail.

Railway features addressed in this research (listed alphabetically)

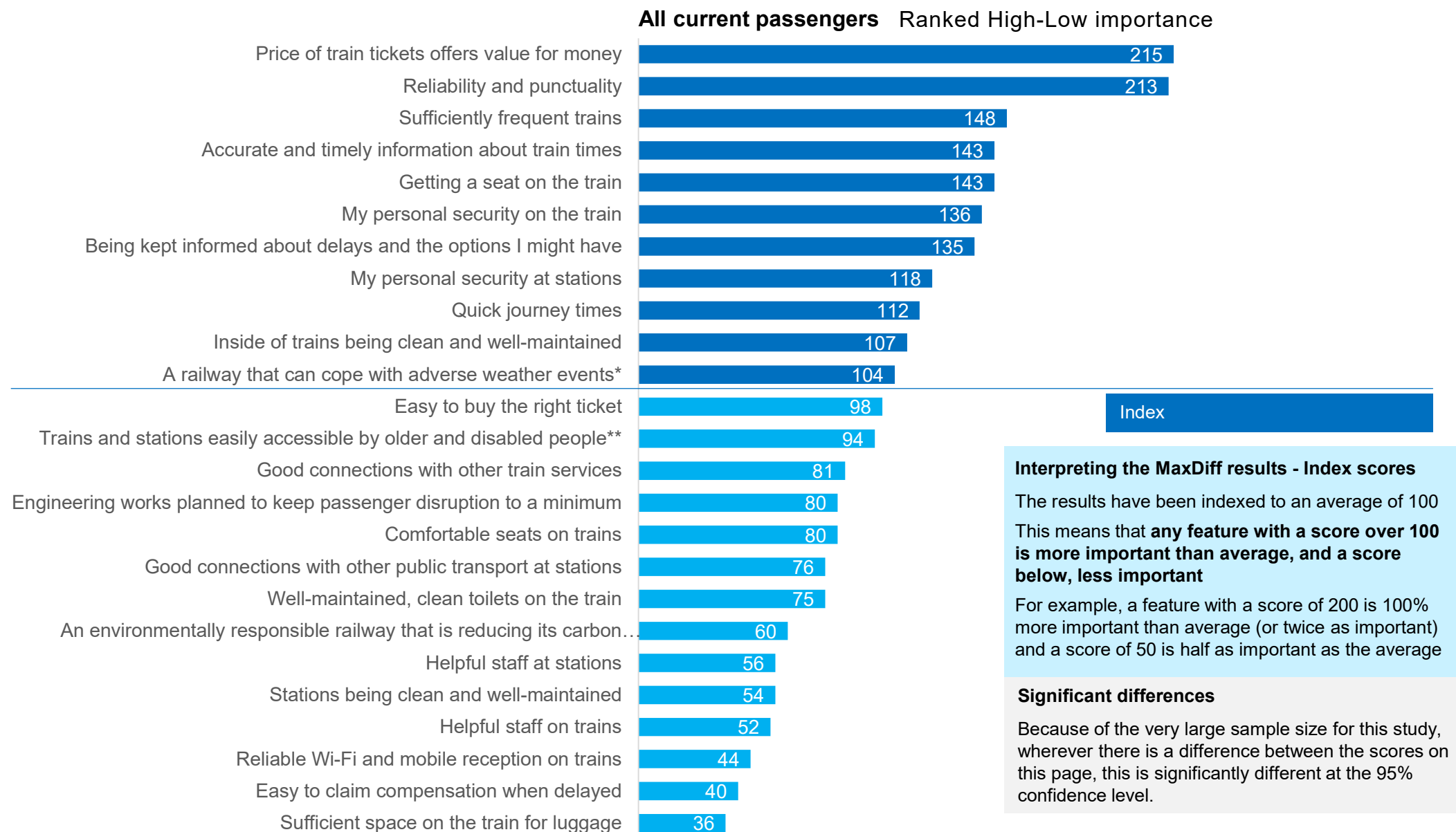
- 1 A railway that can cope with adverse weather events*
- 2 Accurate and timely information about train times
- 3 An environmentally responsible railway that is reducing its carbon emissions
- 4 Being kept informed about delays and the options I might have
- 5 Comfortable seats on trains
- 6 Easy to buy the right ticket
- 7 Easy to claim compensation when delayed
- 8 Engineering works planned to keep passenger disruption to a minimum
- 9 Getting a seat on the train
- 10 Good connections with other public transport at stations
- 11 Good connections with other train services
- 12 Helpful staff at stations
- 13 Helpful staff on trains
- 14 Inside of trains being clean and well-maintained
- 15 My personal security at stations
- 16 My personal security on the train
- 17 Price of train tickets offers value for money
- 18 Quick journey times
- 19 Reliability and punctuality
- 20 Reliable Wi-Fi and mobile reception on trains
- 21 Stations being clean and well-maintained
- 22 Sufficient space on the train for luggage
- 23 Sufficiently frequent trains
- 24 Trains and stations easily accessible by older and disabled people**
- 25 Well-maintained, clean toilets on the train

Expectations exact wording

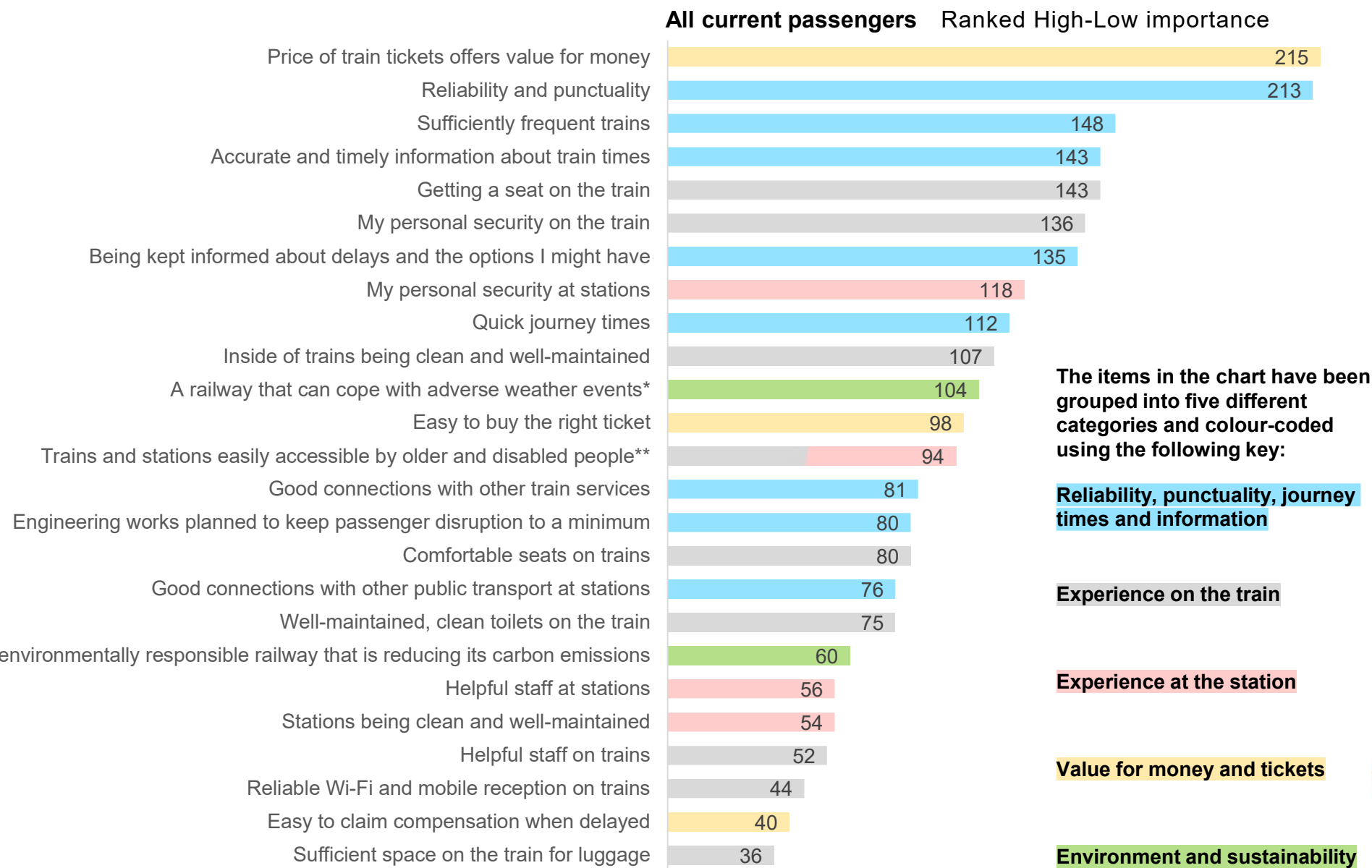
* A railway that can cope with adverse weather events e.g. snow, wind, flooding and extreme heat

** Trains and stations easily accessible by older and disabled people and those with pushchairs, bicycles, luggage etc.

WHAT MATTERS TO PASSENGERS – HOW TO READ AND INTERPRET THE RESULTS



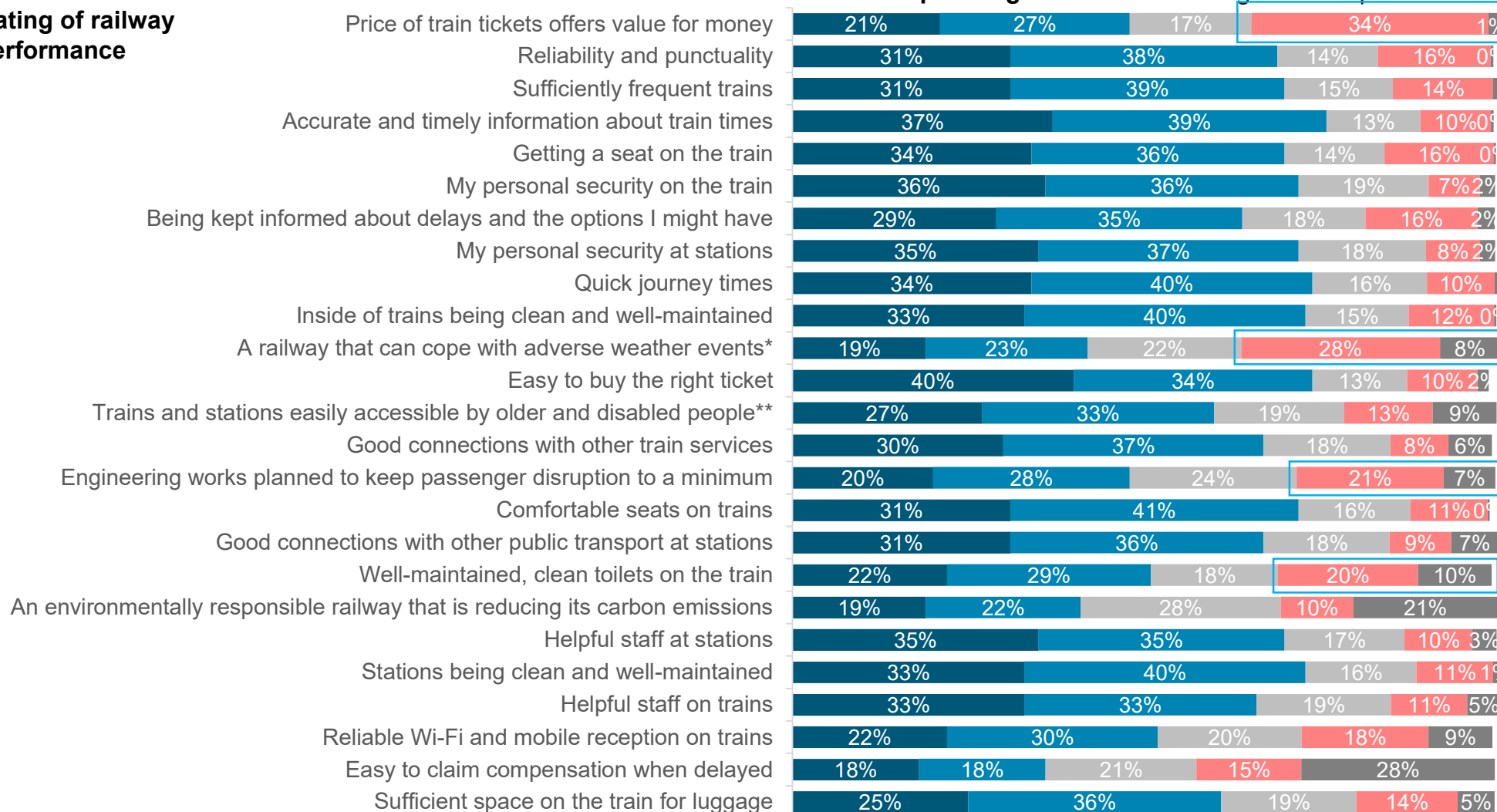
VALUE FOR MONEY AND RELIABILITY AND PUNCTUALITY ARE MOST IMPORTANT TO PASSENGERS, FOLLOWED BY SUFFICIENTLY FREQUENT TRAINS, RECEIVING ACCURATE INFORMATION AND GETTING A SEAT



CURRENT PASSENGERS RATED THE PERFORMANCE OF THE RAILWAY ON THE SAME 25 FEATURES TESTED FOR THEIR IMPORTANCE. THE VALUE FOR MONEY OF TRAIN TICKETS IS OF GREATEST IMPORTANCE AND MOST LIKELY TO BE RATED POORLY

Rating of railway performance

All current passengers Ranked High-Low importance



■ Excellent/Very Good ■ Fairly good ■ Neither nor ■ Fairly Poor/Very Poor/Terrible ■ Don't Know/No Opinion

IDENTIFYING WHAT MATTERS

This report features charts which illustrate the relationship between what is most important to passengers and how the railway performs against these criteria

Importance

The results of the MaxDiff exercise for each of the 25 features.

The vertical line at 4% represents the average score across the 25 features.

Performance

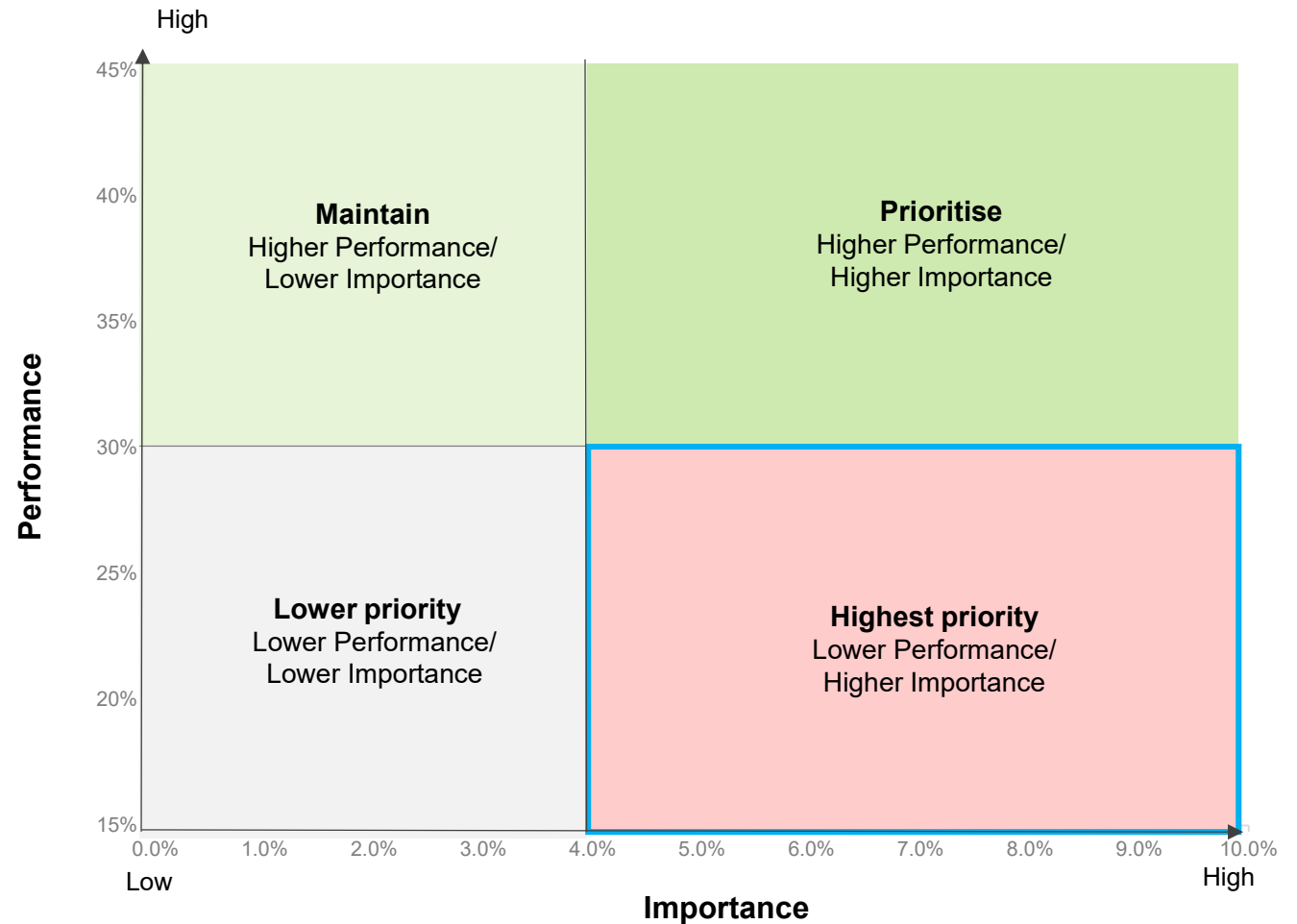
The percentage of passengers rating the railway's performance on individual features as "Excellent" or "Very good" (7 point scale).

The horizontal line at 30% is the average score of excellent or very good across the 25 measures.

The Quadrants

Each represents areas where the features are above or below the average performance and/or importance rating.

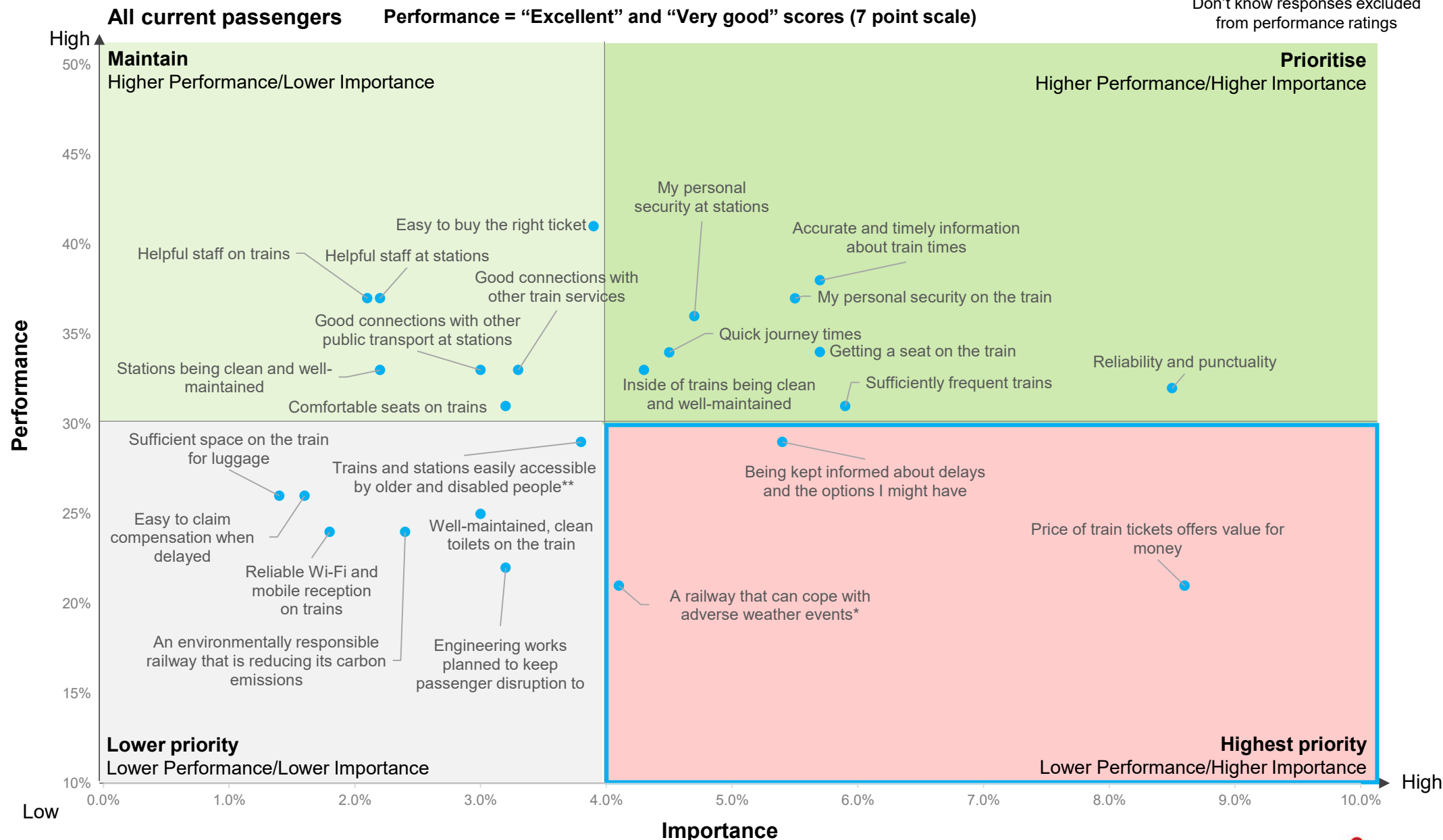
For example, those features in the pink box (Highest priority) are of above average importance and below average performance. Whereas, those in the top right quadrant (Prioritise) are both of higher than average importance and higher than average performance.



IMPORTANCE VERSUS PERFORMANCE – ALL CURRENT PASSENGERS

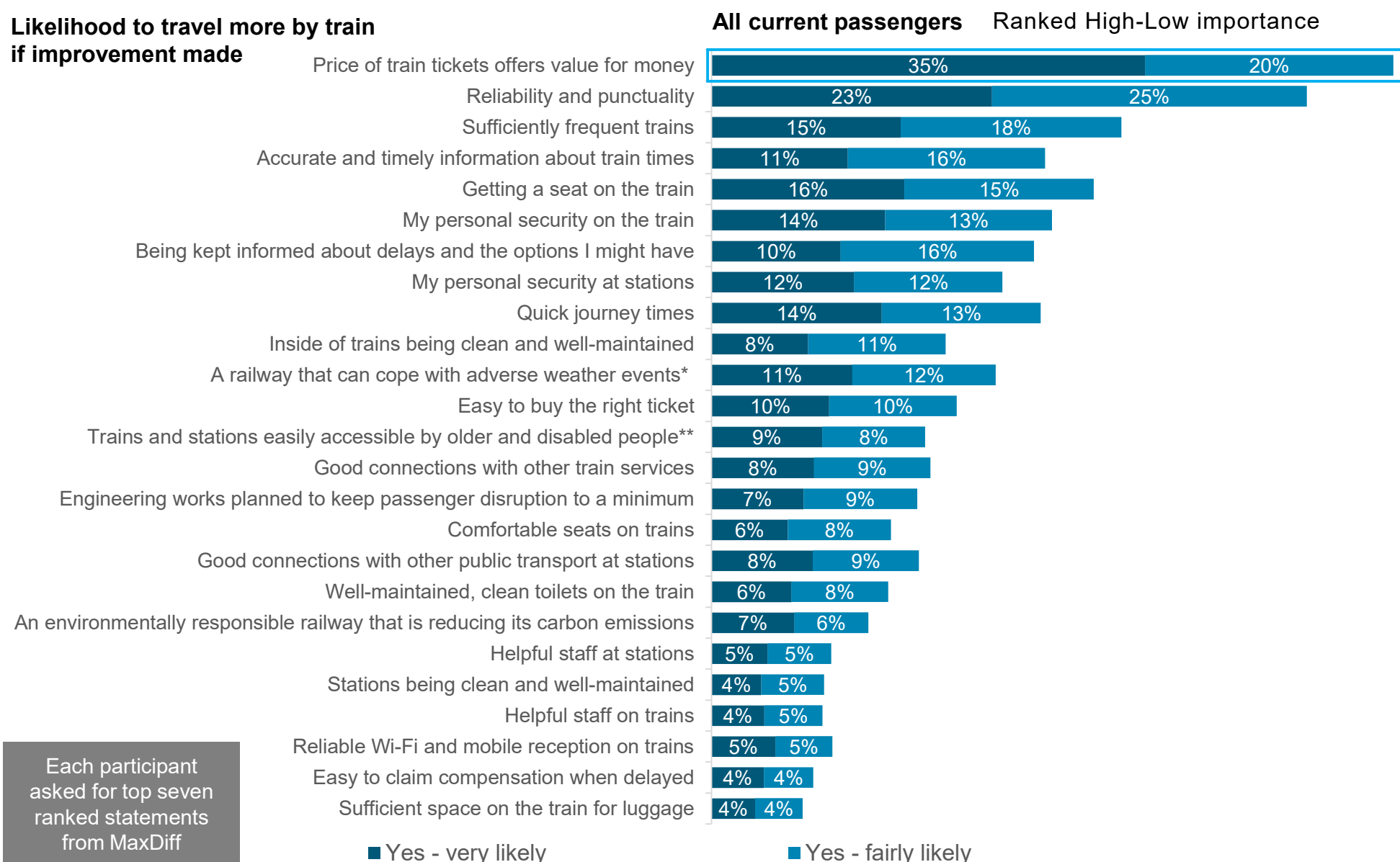
The features in the pink box are the highest priority as they are the most important and score less well in terms of performance

Don't know responses excluded from performance ratings



PASSENGERS ARE MOST LIKELY TO SAY THAT THEY WILL TRAVEL MORE BY TRAIN IF IMPROVEMENTS ARE MADE TO THE VALUE FOR MONEY OF TICKETS

Likelihood to travel more by train if improvement made



Each participant asked for top seven ranked statements from MaxDiff

QB3 If the railway was to improve on each of the following, realistically, do you think it would impact the amount you travel by train in the future?
Base: All current passengers (n=12,565)
Data for each improvement re-based to all current passengers, not just those answering the question for each feature

Expectations exact wording

* A railway that can cope with adverse weather events e.g. snow, wind, flooding and extreme heat

** Trains and stations easily accessible by older and disabled people and those with pushchairs, bicycles, luggage etc.



01

Almost all current passengers have experienced a delay of some kind when travelling by rail

A significant minority of passengers believe that trains are always delayed to some extent and most report having experienced significant delays of more than an hour

26%

tell us that they think they experience delays of 15 minutes or less at least every other time they travel

02

Passengers value consistency of service more than helping to resolve issues (e.g. fewer cancellations or days of disruption)

37%

say that more trains arriving on time is the most important factor overall

03

Reliability and punctuality is most important among those who are most dependent on train travel e.g. those living in rural areas and those who must commute for work

8%

reliability and punctuality is 8% points more important among those living in rural areas compared to those living in cities

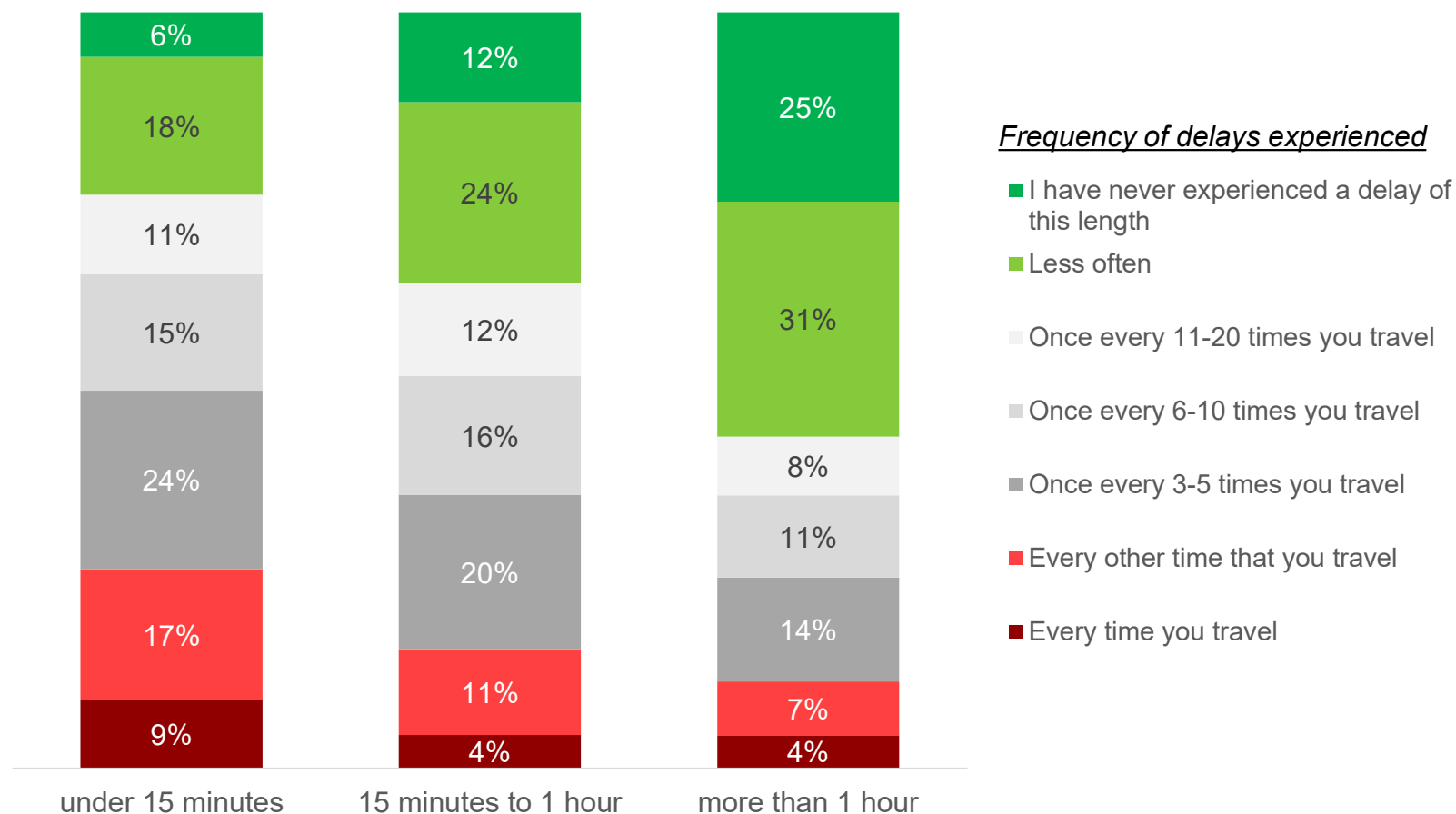
AROUND ONE-QUARTER OF PASSENGERS BELIEVE THAT THEY EXPERIENCE DELAYS OF UNDER 15 MINUTES EVERY TIME, OR EVERY OTHER TIME, THAT THEY TRAVEL BY TRAIN

THREE-QUARTERS OF PASSENGERS SAY THAT THEY HAVE EXPERIENCED A DELAY OF MORE THAN ONE HOUR

Business and Personal Business travellers are more likely than the average to report experiencing delays

Delays are especially important for these groups as they are more likely to have time-sensitive commitments

Length of delays experienced (Don't know or can't recall (5%) excluded)

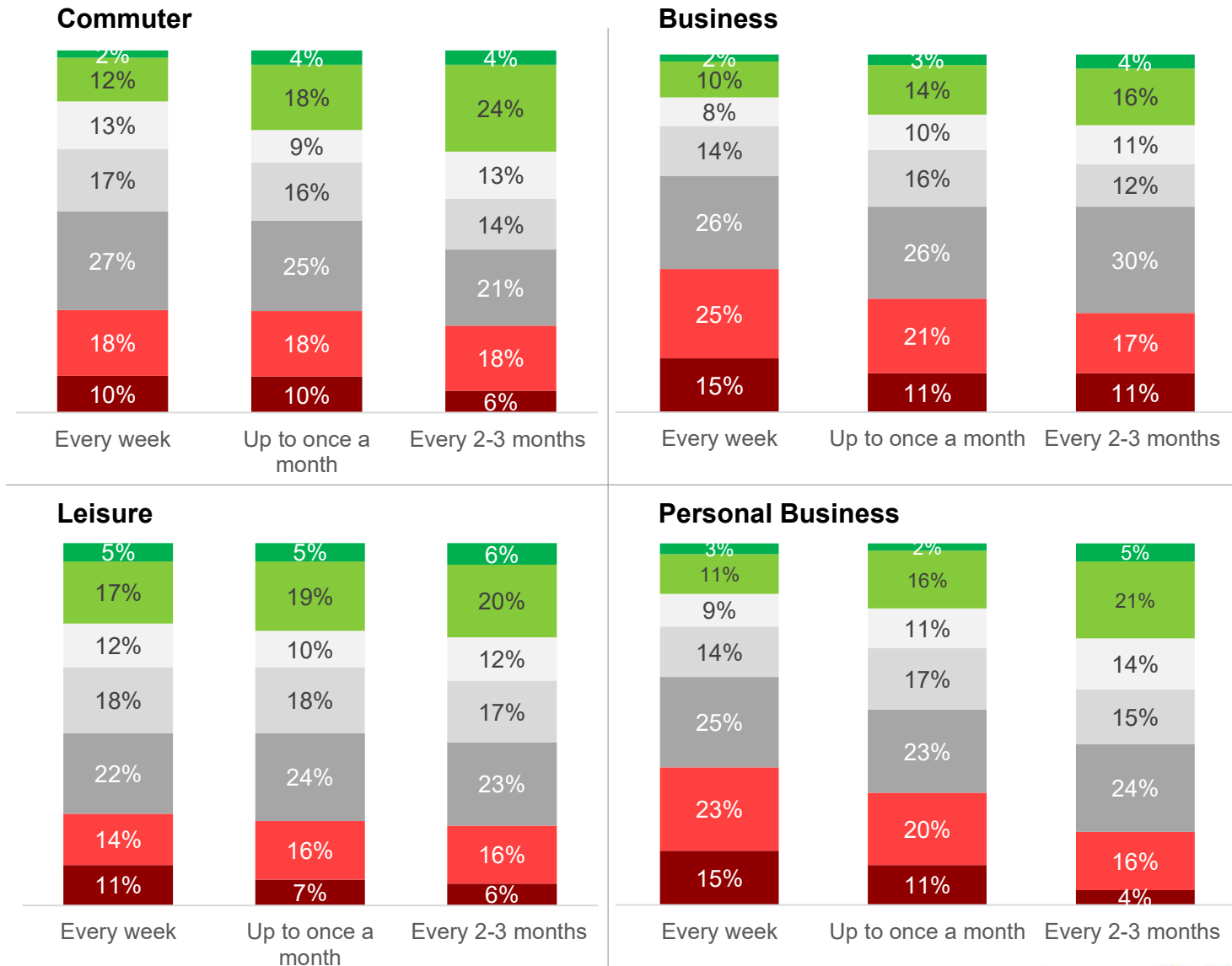


GENERALLY, THOSE WHO TRAVEL MORE REGULARLY ARE MORE LIKELY TO SAY THAT THEY EXPERIENCE DELAYS WHEN THEY TRAVEL

AS ILLUSTRATED BELOW – FOR ALL JOURNEY PURPOSES, THE MORE OFTEN THAT A PASSENGER TRAVELS, THE MORE OFTEN THEY ARE LIKELY TO REPORT A DELAY ON THEIR JOURNEY

Experienced delays of up to 15 minutes by journey purpose (don't know or can't recall excluded)

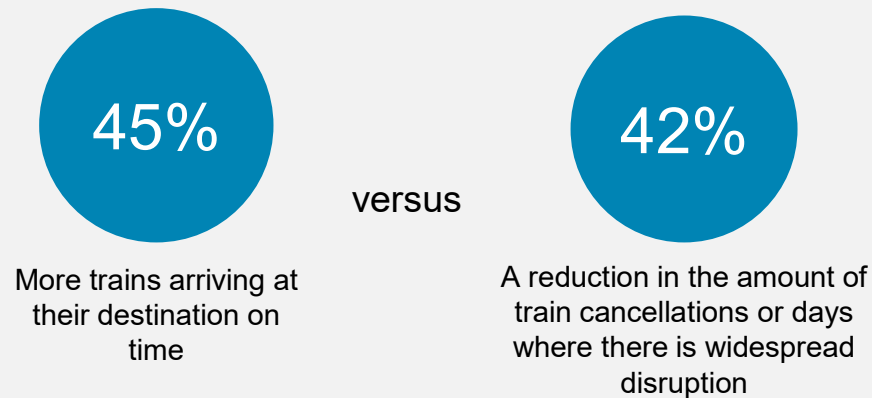
- I have never experienced a delay of this length
- Less often
- Once every 11-20 times you travel
- Once every 6-10 times you travel
- Once every 3-5 times you travel
- Every other time that you travel
- Every time you travel



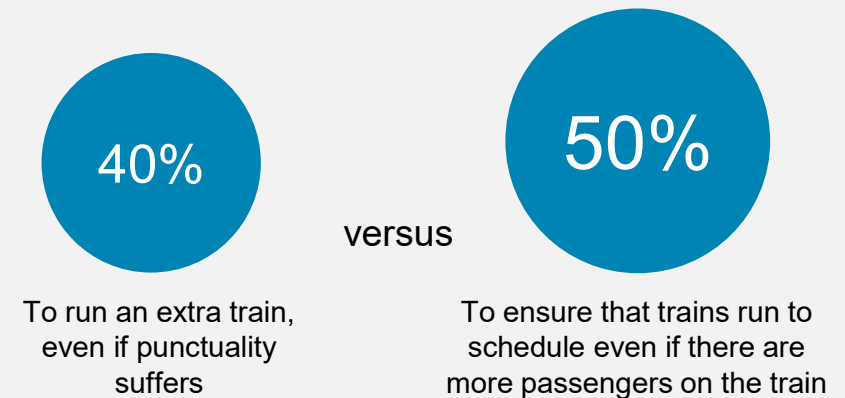
While these charts only provide the results for those who say they have experienced delays of up to 15 minutes – the same principle applies for longer delays. The more often that the passenger travels, the more likely they are to report experiencing frequent delays to their journey.

THE PUNCTUALITY OF THE SERVICE, WITH MORE JOURNEYS ARRIVING ON TIME, IS FAVOURED OVER MORE FREQUENT OR QUICKER TRAINS

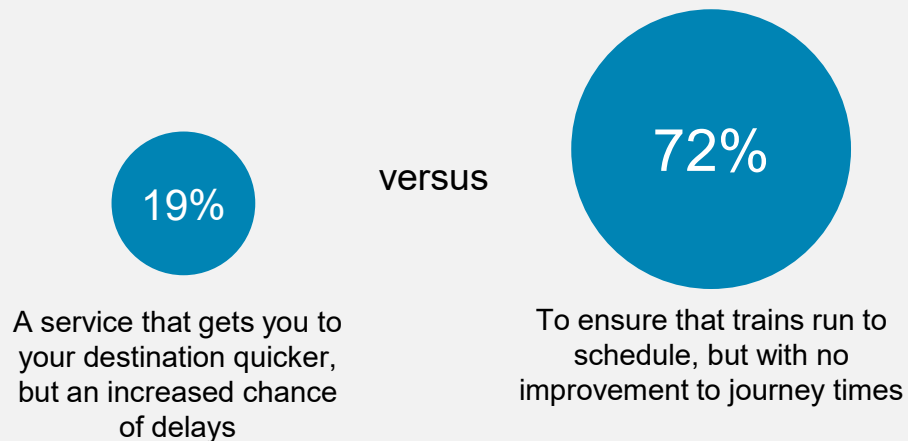
What is most important to you? (don't know (12%) excluded)



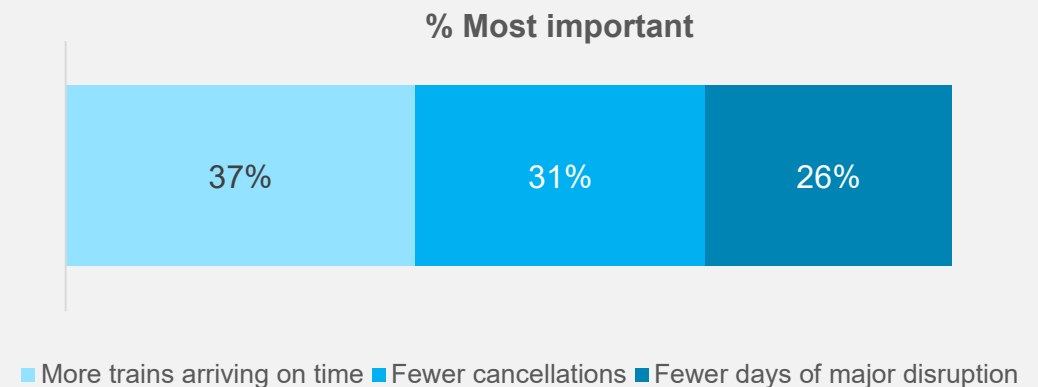
What is most important to you? (don't know (10%) excluded)



What is most important to you? (don't know (9%) excluded)



Summary: What is most important to you? (don't know (6%) excluded)



QC1A. What is more important to you? Base: All current passengers (n= 12,565)

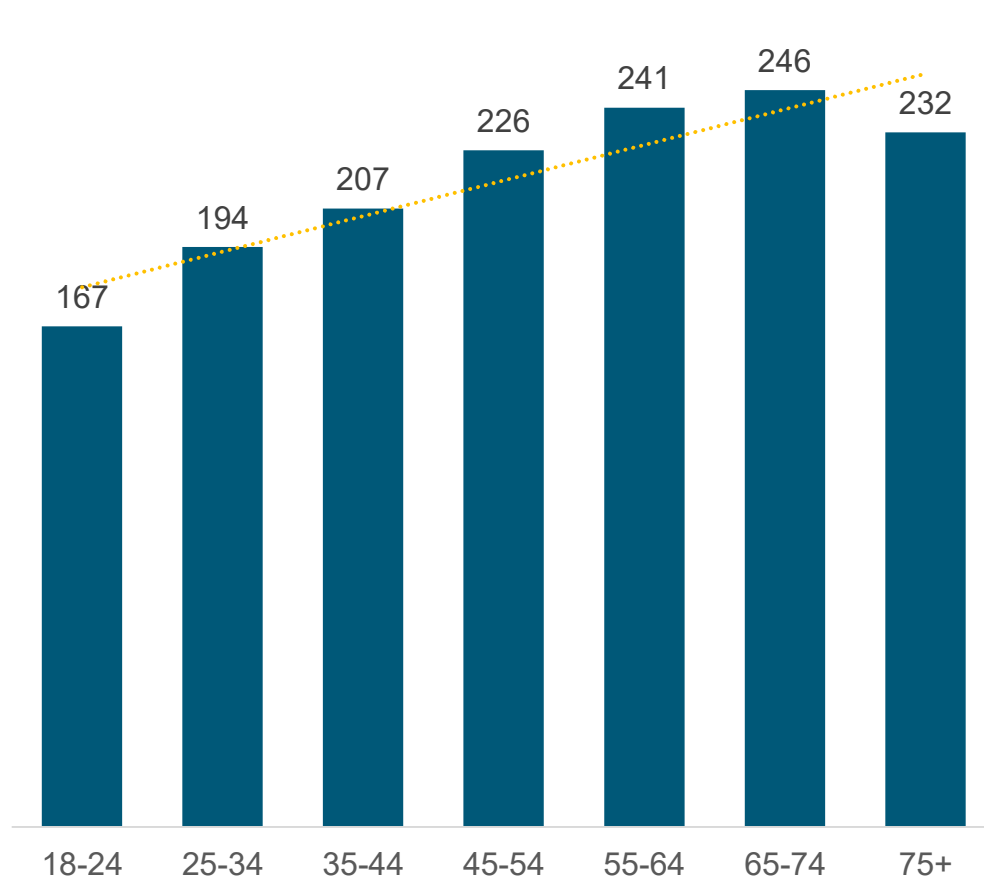
QC1B. On some routes it may be theoretically possible to run an extra train. This would mean a higher frequency of trains and less crowding, but it could mean that punctuality suffers. Which is more important? Base: All current passengers (n= 12,565)

QC1C. On some routes it may be possible to reduce journey time, but it might come at the cost of more erratic punctuality (one day it runs fine, the next it is late). Which is more important? Base: All current passengers (n= 12,565)

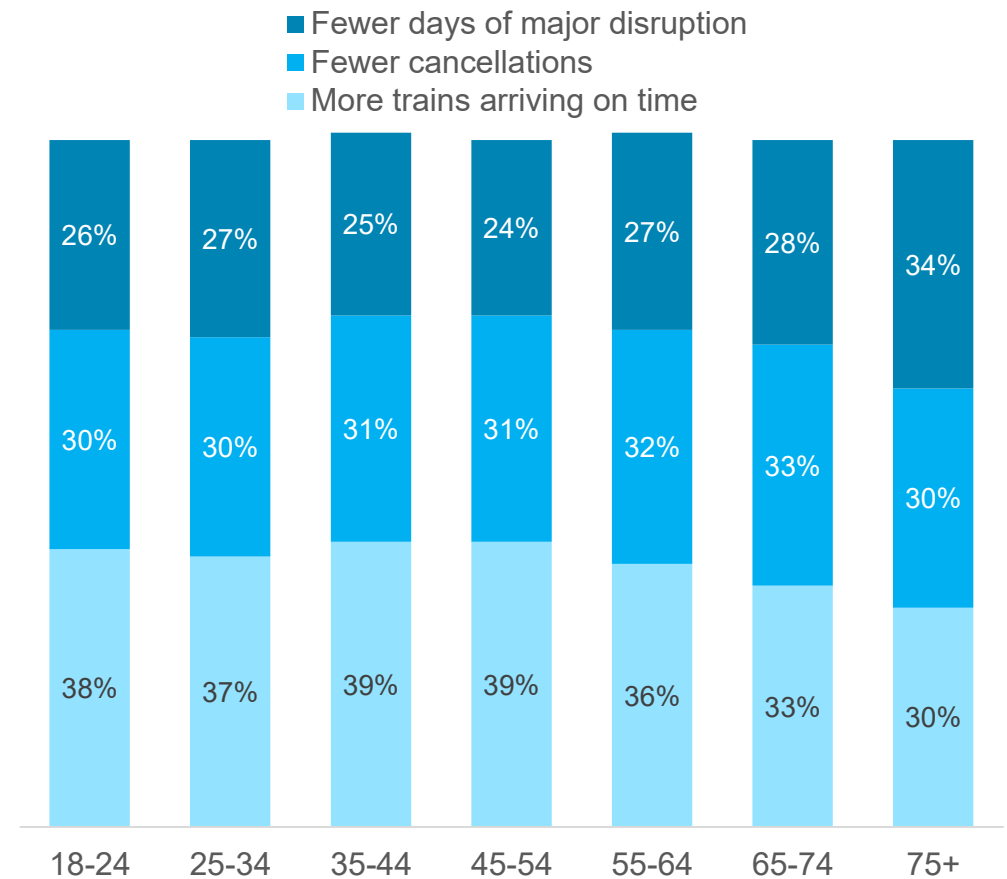
QC2. In summary, which of the following do you think is most important? Base: All current passengers (n= 12,565)

MORE TRAINS ARRIVING ON TIME AND FEWER CANCELLATIONS ARE GENERALLY WHAT MATTERS MOST ACROSS ALL THE AGE GROUPS

Importance of reliability and punctuality (average 100)



Summary: What is most important to you?



Scores from MaxDiff results where average importance = 100

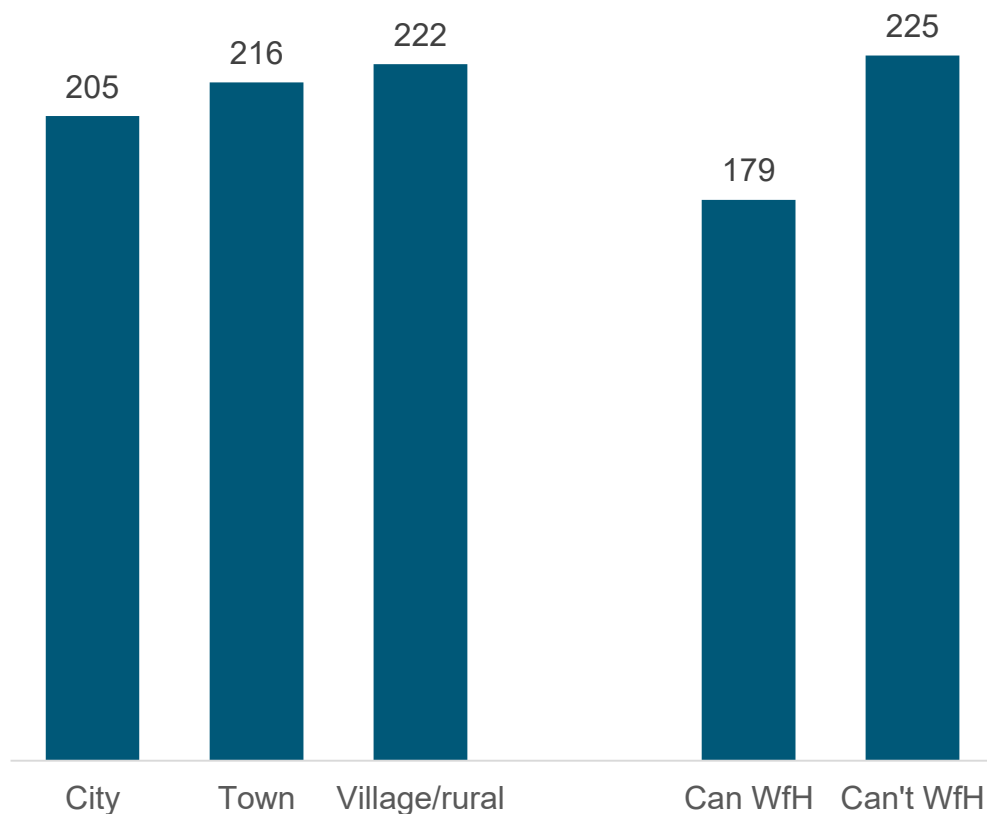
MXD1 Please tell us which of the items are most important to you when travelling by train.
QC2. In summary, which of the following do you think is most important?

Base: All current passengers (n=12,565), 18-24 yrs (n=1,569), 25-34 yrs (n=2,928), 34-44 yrs (n=2,720), 45-54 yrs (n=1,686), 55-64 yrs (n=1,889), 65-74 yrs (n=1,391), 75+ yrs (n=382)

THOSE LIVING IN RURAL AREAS AND THOSE WHO CANNOT WORK FROM HOME (WFH) PLACE MORE IMPORTANCE ON RELIABILITY AND PUNCTUALITY THAN THE AVERAGE

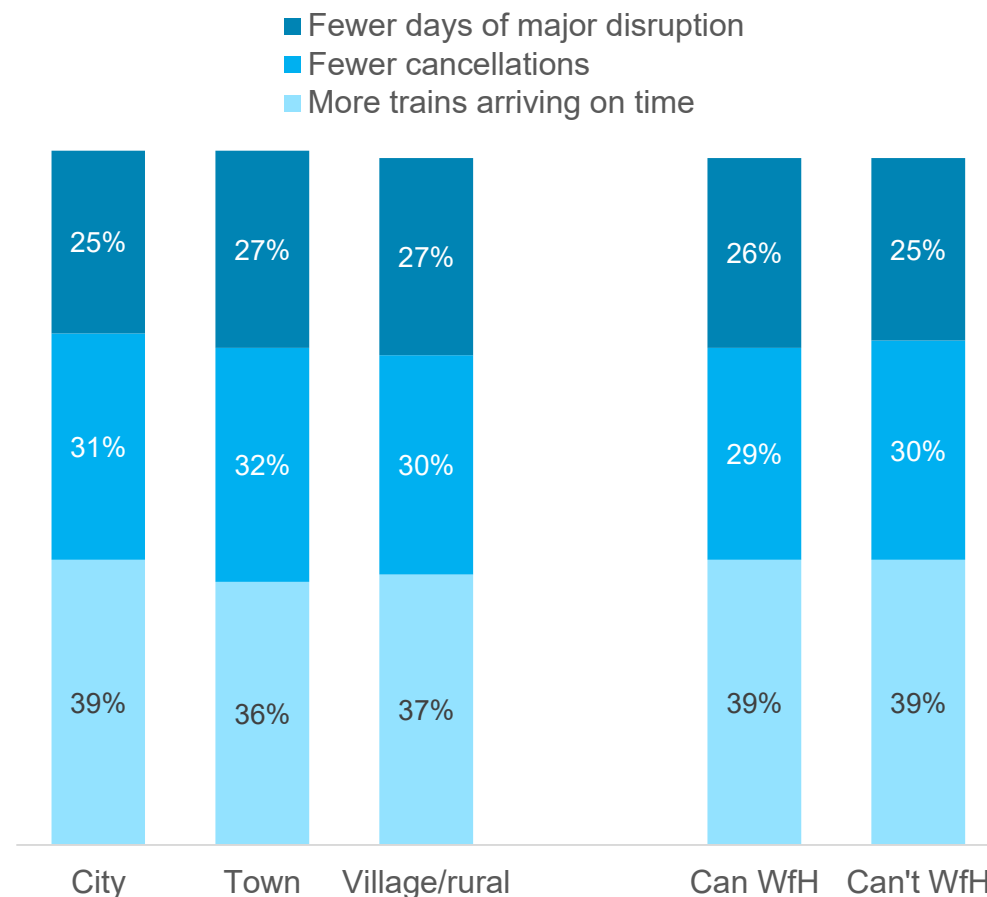
MORE TRAINS ARRIVING ON TIME AND FEWER CANCELLATIONS ARE KEY ACROSS THE BOARD

Importance of reliability and punctuality (average 100)



Scores from MaxDiff results where average importance = 100

Summary: What is most important to you?



MXD1 Please tell us which of the items are most important to you when travelling by train.
QC2. In summary, which of the following do you think is most important?

Base: All current passengers (n=12,565), City (n=5,159), Town (n=4,954), Village/rural (n=2,451), Can WfH (n=1,070), Can't WfH (n=3,330)

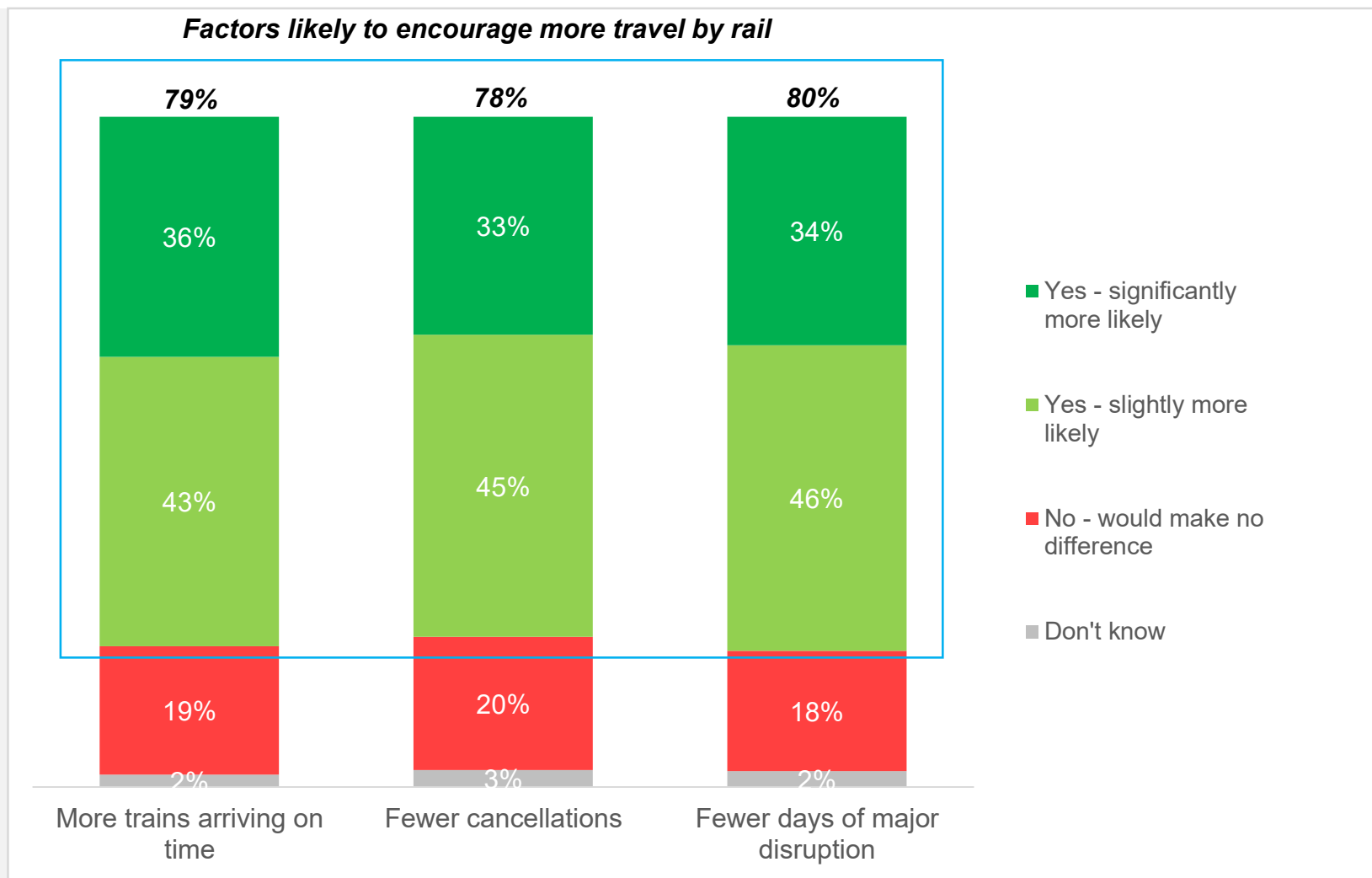
HOWEVER, MORE TRAINS ARRIVING ON TIME IS NO MORE LIKELY THAN OTHER IMPROVEMENTS TO ENCOURAGE PASSENGERS TO TRAVEL BY RAIL MORE

NEVERTHELESS, ACROSS THESE FACTORS, BUSINESS TRAVELLERS APPEAR MORE LIKELY TO TRAVEL MORE BY RAIL IF IMPROVEMENTS ARE MADE

Business travellers are almost 10% points more likely to say that these changes would encourage them to travel by train more

For **Personal Business** travellers, fewer days of major disruption would encourage 87% to travel by train more

Conversely, **Leisure travellers** are less likely than the average to say that these changes would encourage them to travel by train more





01

The ability for the railway to cope with adverse weather is the most important and impactful environmental concern among rail passengers

54%

rate it as “very important” to invest in, 80% “very/fairly important”

02

The importance of environmental factors to passengers decreases with age – 18-24 year olds are most likely to say that they would travel more by train if environmental factors were tackled and those aged 75+ least likely

40%

of 18-24 year olds say they would be significantly more likely to use the railway if renewable sources of energy are used to power trains versus 16% of those aged 65+

03

Environmental concerns are most important to Business passengers and least important to Leisure passengers

44%

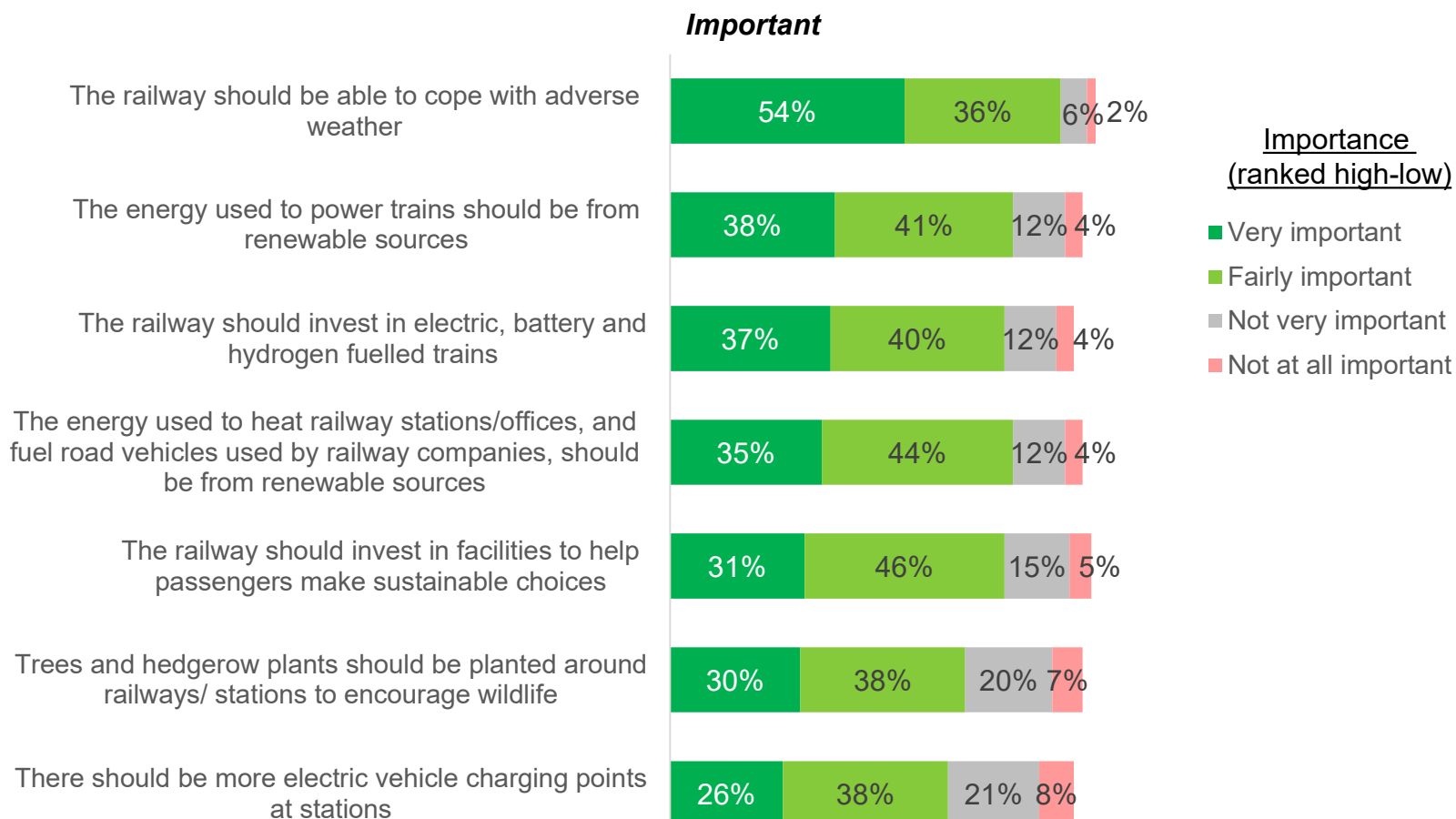
of Business travellers say they would be significantly more likely to travel by rail if the railway improved its ability to cope with adverse weather (versus 25% of Leisure travellers)

ALL OF THE ENVIRONMENTAL FACTORS TESTED ARE IMPORTANT TO PASSENGERS, PARTICULARLY THE ABILITY FOR THE RAILWAY TO BE ABLE TO COPE WITH ADVERSE WEATHER

The **ability for the railway to cope with adverse weather** is particularly important to **older people** (“very important” 64% for 75+ year olds versus 43% for 18-24 year olds)

Conversely, **electric charging points** have greater relative importance for young people (“very important” 28% for 18-24 year olds versus 20% for 75+ year olds)

Please note that fieldwork took place after a period of extreme heat in the UK



HOW TRAINS ARE POWERED, WITH THE USE OF SUSTAINABLE POWER SOURCES AND ELECTRIC TRAINS, ARE THE OTHER TOP EXPECTATIONS AFTER THE RELIABILITY OF THE SERVICE DURING ADVERSE WEATHER

Most important (ranked high-low)

The railway should be able to cope with adverse weather

The energy used to power trains should be from renewable sources

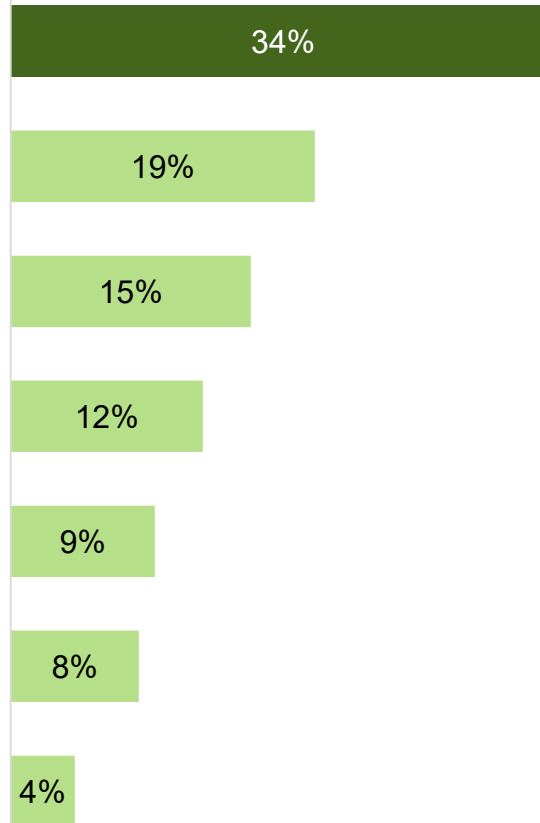
The railway should invest in electric, battery and hydrogen fuelled trains

The railway should invest in facilities to help passengers make sustainable choices

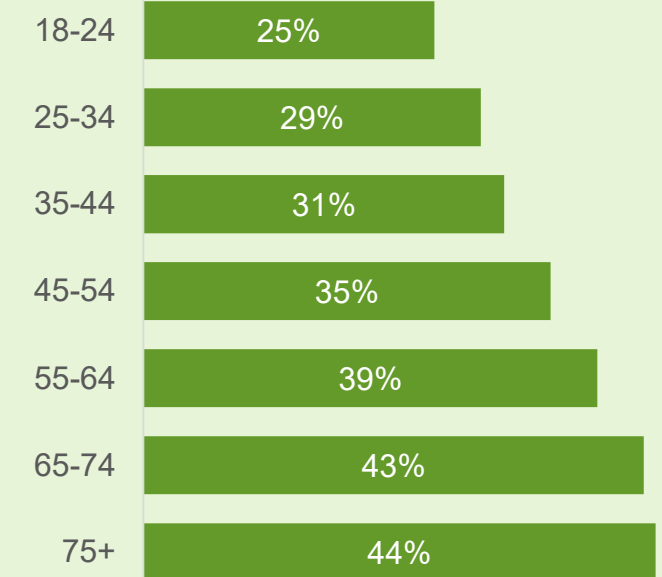
The energy used to heat railway stations/offices, and fuel road vehicles used by railway companies, should be from renewable sources

Trees and hedgerow plants should be planted around railways/ stations to encourage wildlife

There should be more electric vehicle charging points at stations

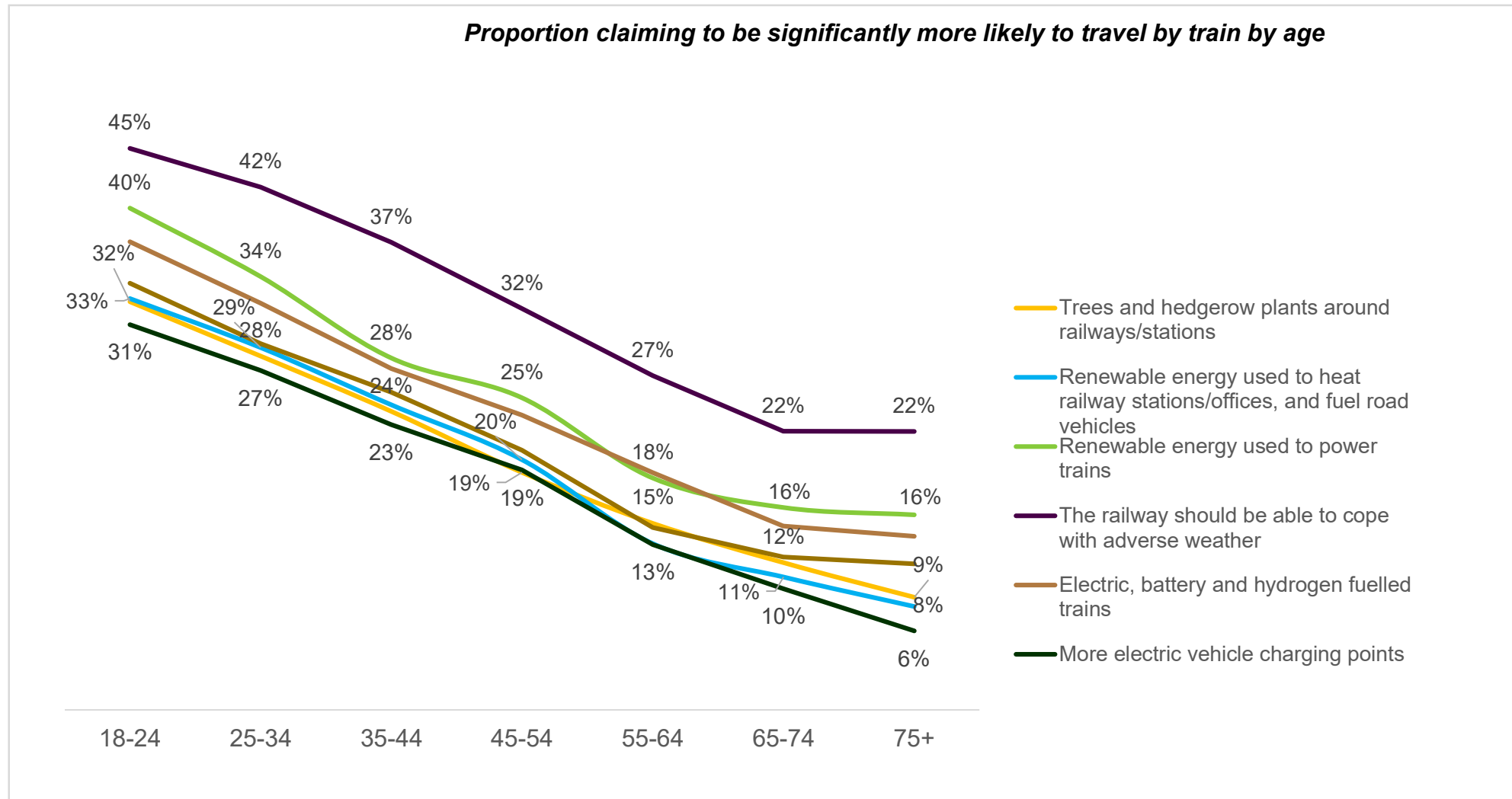


"Railway should be able to cope with adverse weather" - most important by age



■ Most important

THE IMPORTANCE OF ENVIRONMENTAL ISSUES AND THEIR IMPACT ON LIKELIHOOD TO TRAVEL BY RAIL IS GREATEST FOR YOUNGER PASSENGERS



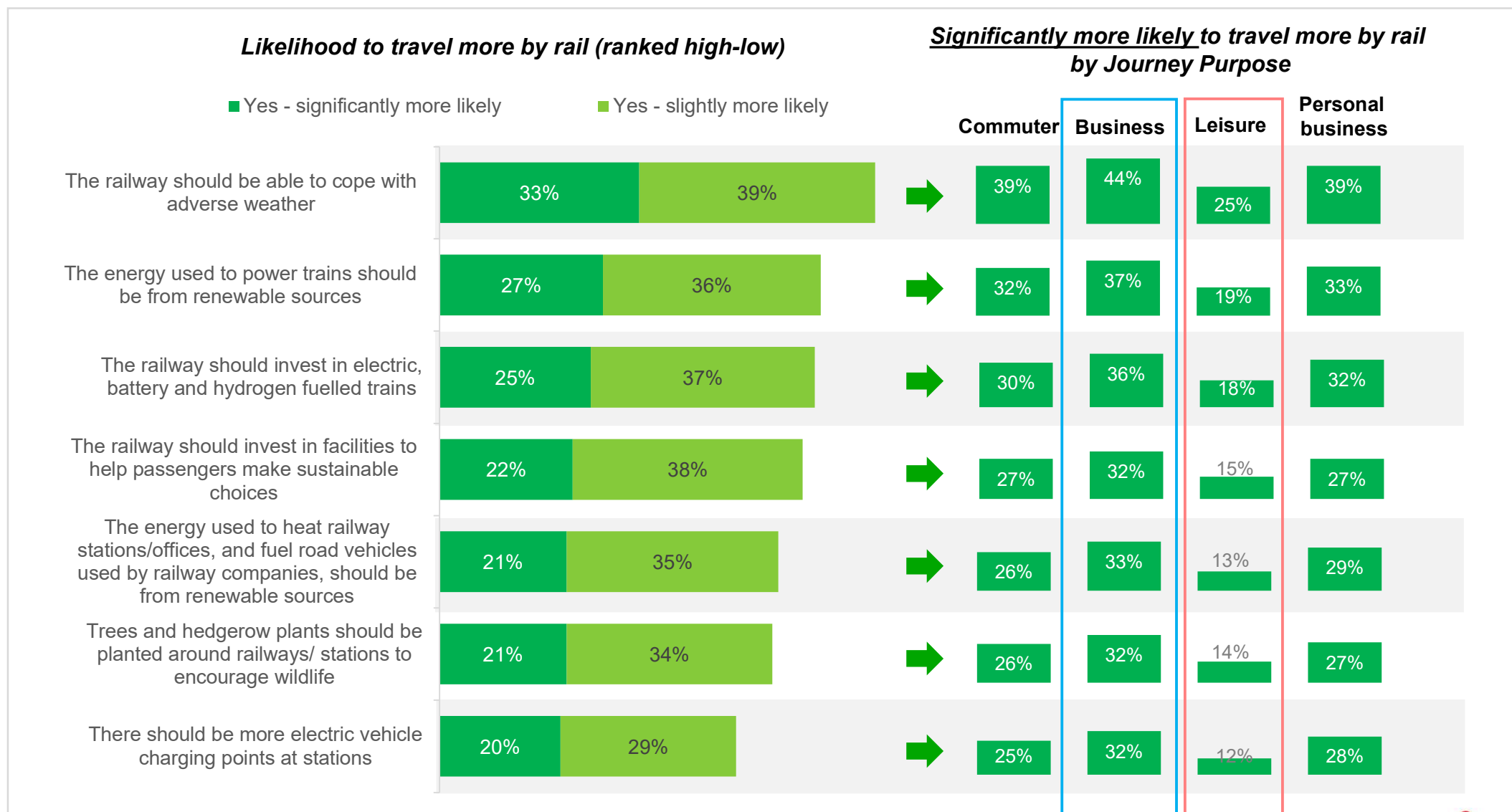
Exact codes used

Trees and hedgerow plants should be planted around railways/stations to encourage wildlife
 The energy used to heat railway stations/offices, and fuel road vehicles used by railway companies, should be from renewable sources (e.g. wind or solar power)
 The energy used to power trains should be from renewable sources (e.g. wind or solar power)
 The railway should be able to cope with adverse weather (e.g. snow, wind, flooding, extreme heat)
 The railway should invest in electric, battery and hydrogen fuelled trains
 There should be more electric vehicle charging points at stations
 The railway should invest in facilities to help passengers make sustainable choices (e.g. Cycle parking at stations, walking and cycling routes to stations, bus connections to stations)

QC16. And if the railway was to address these issues, would it have any impact on your rail travel?
 Base: All for whom each issue is very/fairly important (n=9,468-13,712)

IF THE RAILWAY WAS TO TACKLE THE KEY ENVIRONMENTAL CHALLENGES, BETWEEN ONE-FIFTH AND ONE-THIRD OF PASSENGERS SAY THAT THEY WOULD BE LIKELY TO TRAVEL BY TRAIN MORE IN THE FUTURE

BUSINESS TRAVELLERS ARE MOST LIKELY TO SAY THAT THEY WOULD BE SIGNIFICANTLY MORE LIKELY TO TRAVEL BY RAIL, AND LEISURE TRAVELLERS LEAST LIKELY





01

Sundays are considered to be the least disruptive day of the week for works

But for longer-term work, a **one-week closure is slightly preferred to six consecutive weekends**



60%

rate Sundays as “least disruptive” compared to 20% who say it is the “most disruptive” day for closure

02

Mondays and Fridays are considered the **most disruptive days** for planned disruption. This is fairly consistent across journey purposes



51%

of all passengers say Fridays are the most disruptive days for closures (50% say Mondays)

03

Views are polarised on the best time of year for planned works on the railway

School term times and the Christmas/New Year holiday periods are considered both the most and the least disruptive periods for planned works on the railway depending on the passengers’ circumstances

SUNDAYS ARE CONSIDERED THE LEAST DISRUPTIVE DAY OF THE WEEK FOR PLANNED WORKS

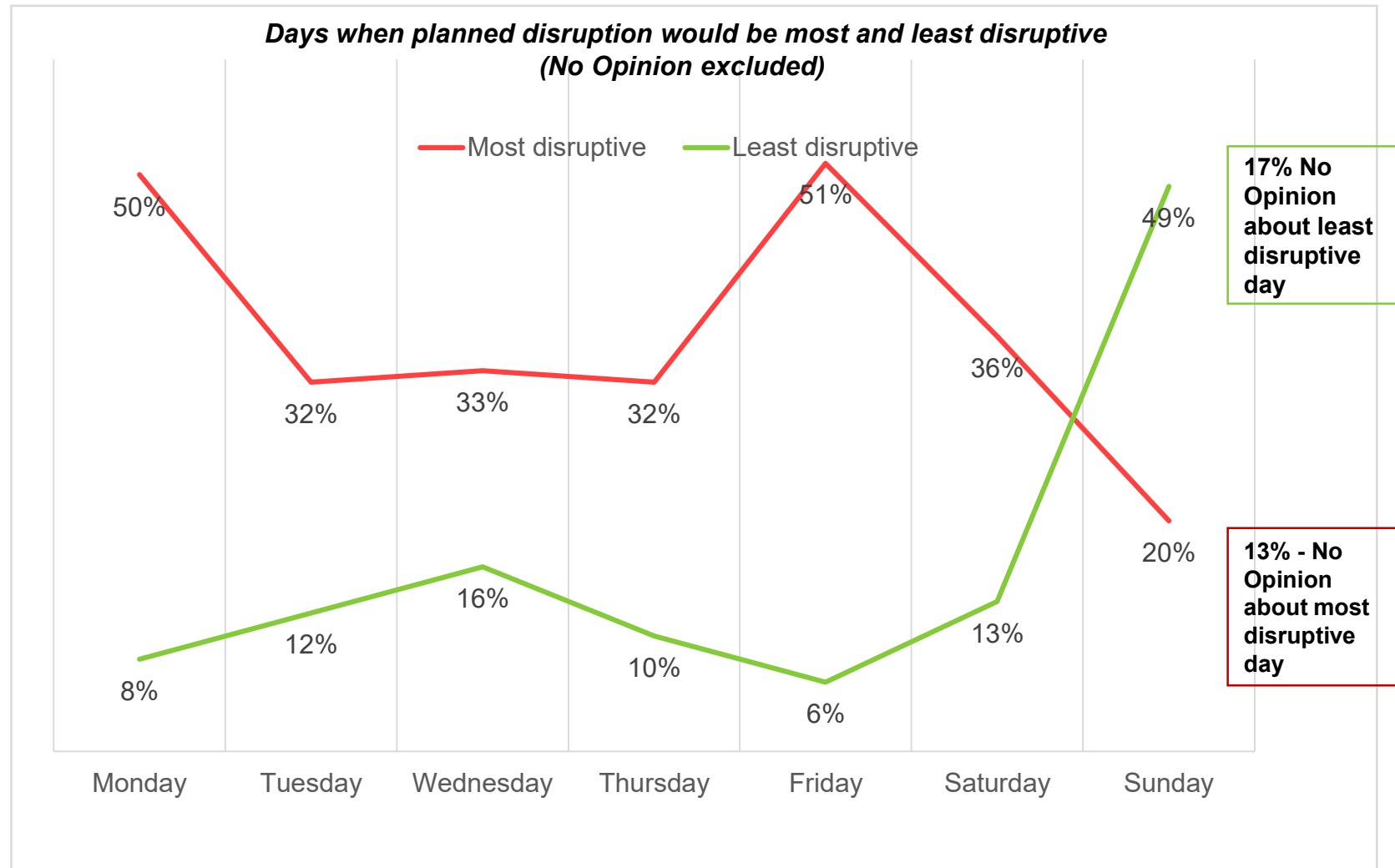
MONDAYS AND FRIDAYS ARE CONSIDERED THE MOST DISRUPTIVE DAYS OF THE WEEK FOR PLANNED ENGINEERING OR OTHER ACTIVITIES

Sundays are perceived as the least disruptive day of the week for works for all journey purposes

Those who tend to take **longer journeys** of more than one hour are slightly more likely than average to think that the weekends are the most disruptive time

Leisure travellers specifically are more likely to think that Fridays and Saturdays are the most disruptive days

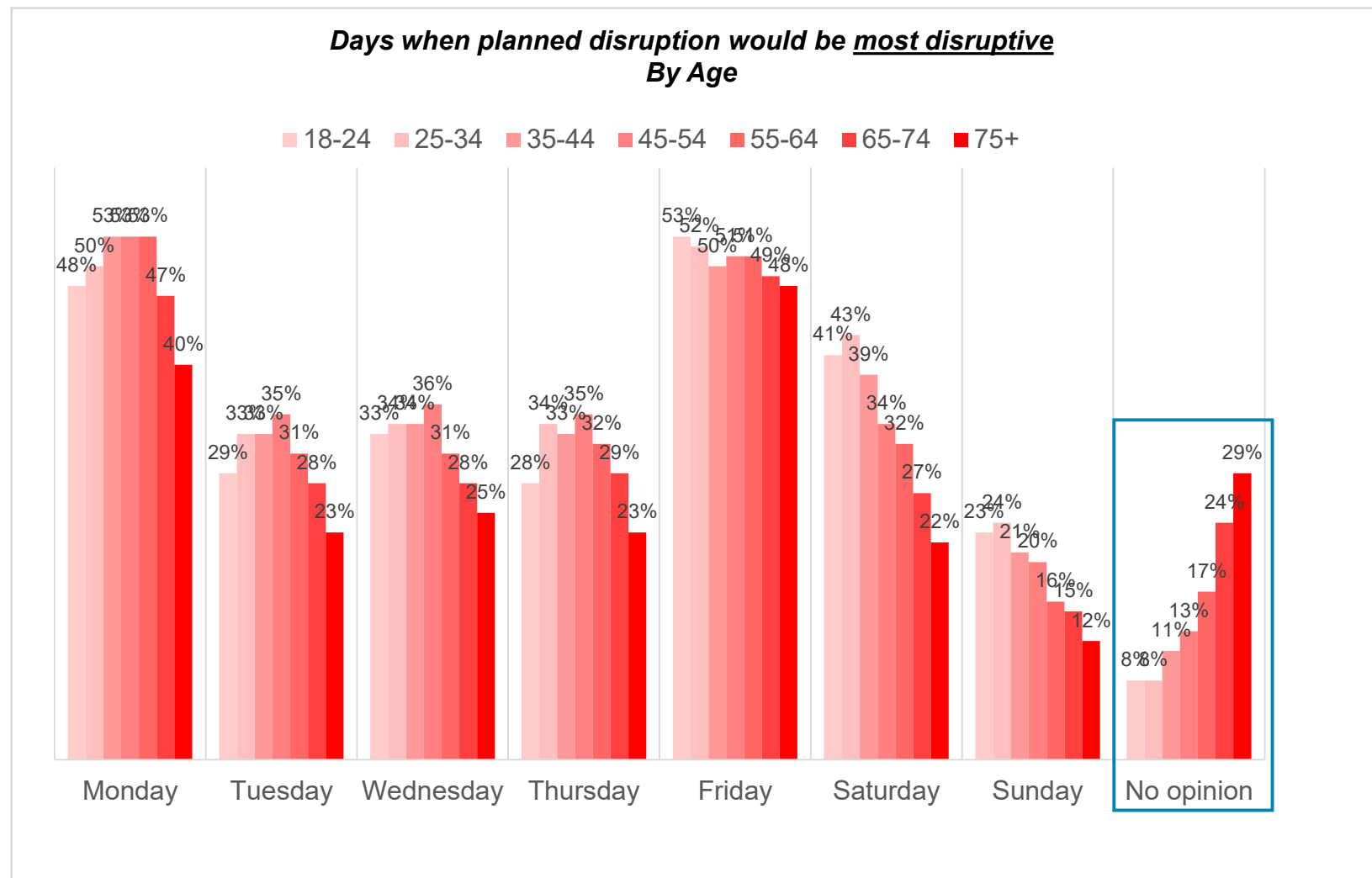
Retirees are most likely to consider Sundays to be the least disruptive days



QC9. To start, thinking about the days of the week when planned disruption might occur, please could you tell us
a) the day(s) of the week when you think closures would be most disruptive
b) the day(s) of the week when you think closures would be least disruptive
Base: All current passengers (n= 12,565)

OLDER PEOPLE ARE MOST LIKELY NOT TO CARE ABOUT WHEN DISRUPTION OCCURS

BUT OVERALL, ALL AGE GROUPS THINK THAT MONDAY AND FRIDAY ARE THE MOST DISRUPTIVE DAYS



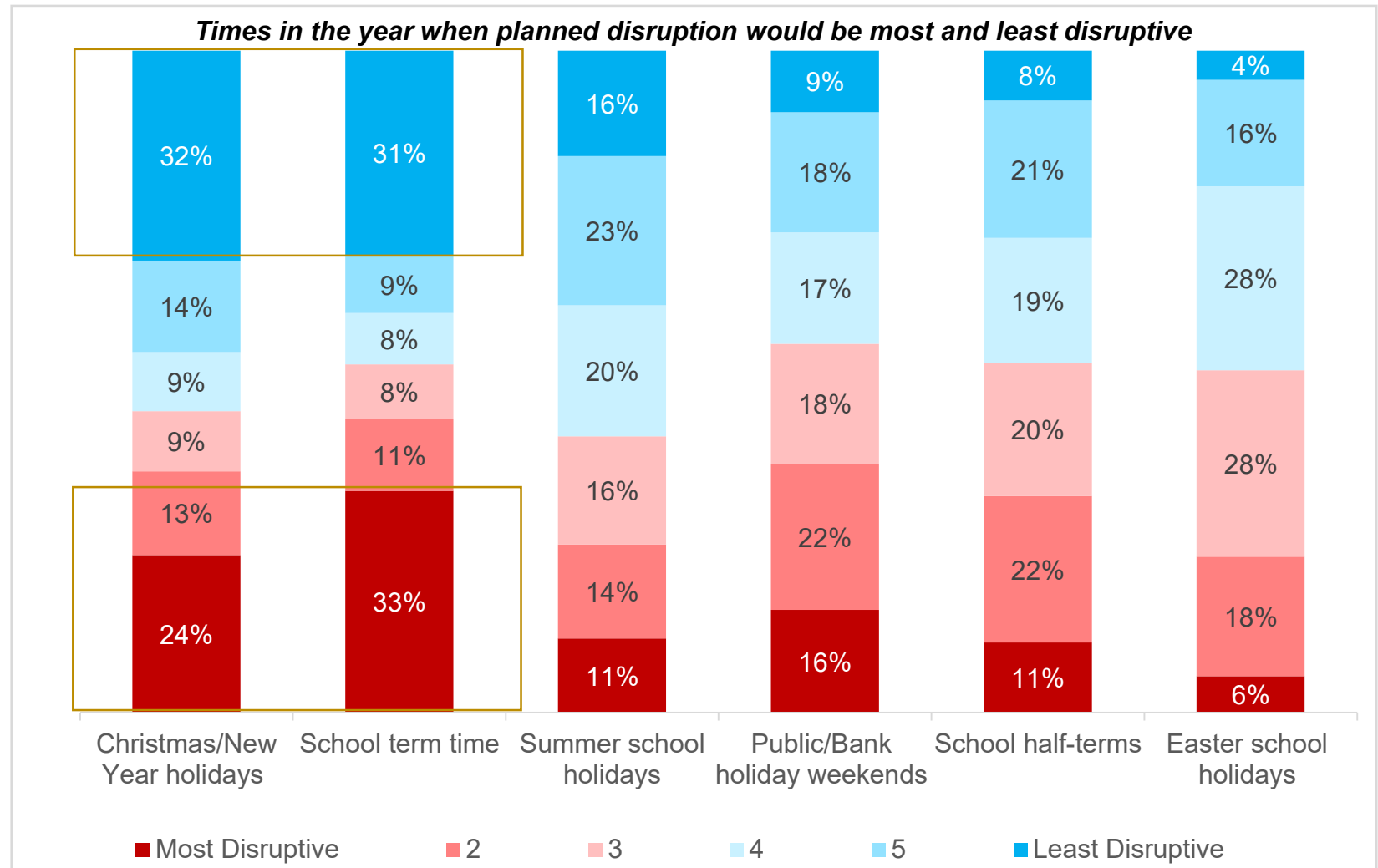
VIEWS ON WHEN PLANNED DISRUPTION OCCURS ARE POLARISED, WITH SCHOOL TERM TIMES AND CHRISTMAS HOLIDAYS REGARDED AS BOTH THE MOST AND LEAST DISRUPTIVE

RANKED IN ORDER OF LEAST DISRUPTIVE

The **Christmas and New Year holidays** are more likely to be rated as the **most disruptive** by females, those aged 25-34, less recent travellers, those travelling for more than one hour and those travelling on Long Distance TOCs

In contrast, Christmas and New Year is more likely to be regarded as **the least disruptive time** for males, those who had travelled in the past week and those travelling on Southern

School term times are considered **most disruptive** by students, males and frequent passengers; and **least disruptive** by females, those aged under 45, Leisure passengers and those who go on longer journeys



QC10. This time thinking about the times in the year when planned disruption might take place, please rank the following periods in terms of the least disruptive to the most disruptive times for engineering works to take place.
Base: All current passengers (n=12,575)

ONE-WEEK PLANNED CLOSURES ARE SLIGHTLY PREFERRED TO A SERIES OF WEEKENDS, WITH ALMOST TWO IN FIVE SAYING THEY WOULD PREFER THIS, COMPARED TO THREE IN TEN WHO WOULD PREFER SIX CONSECUTIVE WEEKEND CLOSURES

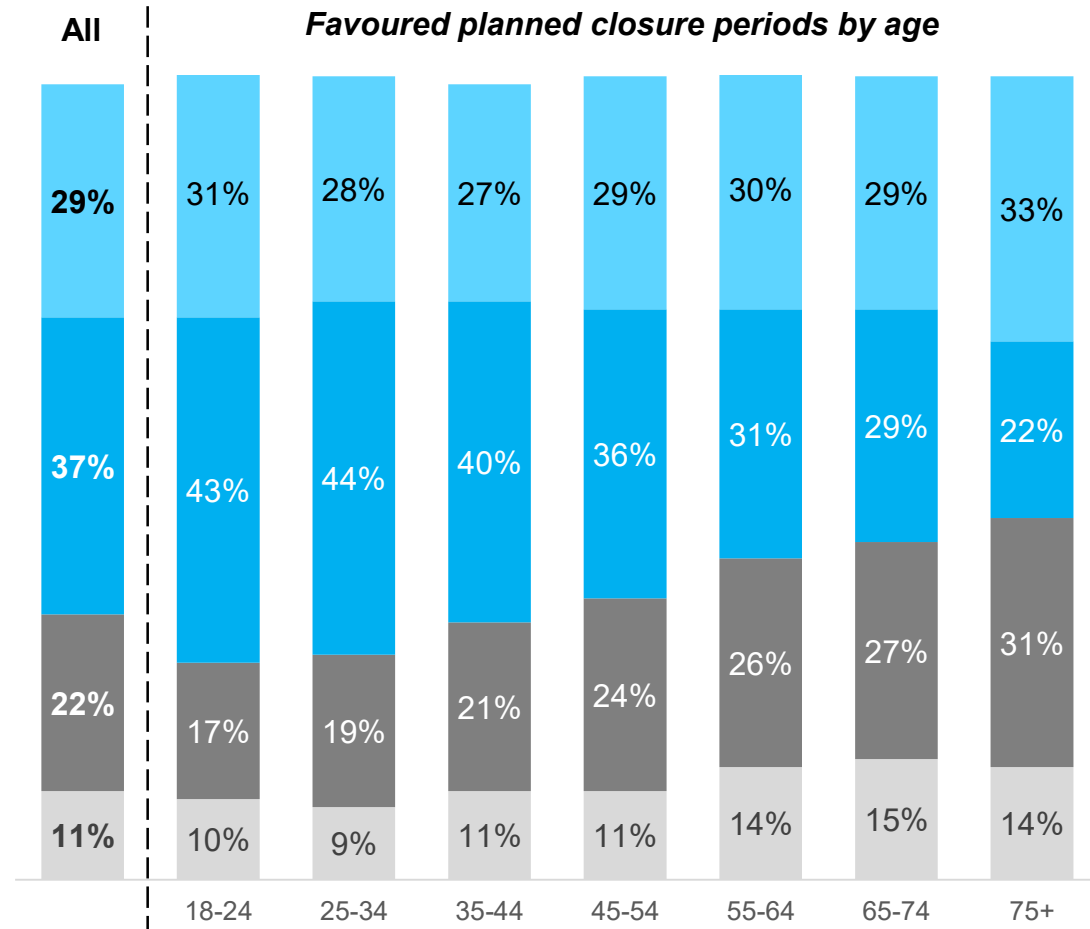
Introduction: We asked passengers whether they would prefer a shorter but continuous period of planned disruption, or one which is spread out over a longer period but only at weekends

Generally, the more frequently that passengers travel, the more favourable they are towards the six-weekend option for engineering works

Males are more likely than females to prefer weekends, but their favoured option is still a one-week closure

Age is a significant influence on opinions. Young people are significantly more likely to prefer a one-week closure, while older people are less likely to have an opinion or don't mind

- 6 weekends (Saturday and Sunday)
- 1-week closure (9 days, including 2 weekends)
- Don't mind either way
- Don't know



QC11. In addition to the times of year when engineering takes place, it can also be planned in one continuous closure, or over a series of weekends. Again, thinking about the timing of railway closures for planned engineering works, on balance, would you prefer lines to be closed for 6 weekends in a row, or for a continuous closure of one week (9 days including 2 weekends)? Base: All current passengers (n=12,565)

THREE IN TEN PASSENGERS PREFER SIX WEEKENDS OF DISRUPTION TO A ONE-WEEK (NINE DAY) CLOSURE. THIS DECREASES TO ONE IN FIVE PEOPLE IF THE NUMBER OF CONSECUTIVE WEEKENDS INCREASES TO ELEVEN

Introduction: We asked those passengers who said that they would prefer six weekend closures (29%) whether they would still prefer weekend closures if the number of closures increased

As an example, the proportion decreases to **21% of passengers** if the number of weekends is increased to **eleven**, at which point more than twice the proportion of passengers would prefer the one-week (nine day) closure (45%) – see opposite

Preference for additional weekend closures by journey purpose and among those who prefer six weekends versus nine days, including two weekends

| | | Commuter | Business | Leisure | Personal Business | Prefer weekend closures | Prefer 1 week and 2 weekends (9 days) closure |
|-------------|--------------|----------|----------|---------|-------------------|-------------------------|---|
| | Total | | | | | | |
| 6 weekends | | | | | | 29% | 37% |
| 8 weekends | 85% | 84% | 88% | 81% | 88% | 25% | 41% |
| 9 weekends | 79% | 79% | 85% | 74% | 83% | 23% | 43% |
| 11 weekends | 71% | 71% | 78% | 64% | 74% | 21% | 45% |
| 13 weekends | 63% | 65% | 71% | 57% | 65% | 18% | 48% |
| 14 weekends | 55% | 57% | 61% | 50% | 55% | 16% | 50% |

Base 3,608 814 798 1,284 712

Business passengers are more likely than Leisure passengers to continue to prefer weekend closures, even when the number increases

QC12. You said that you would prefer the line to be closed for 6 weekends in a row instead of a one-week closure (9 days, including 2 weekends). Would you still prefer a closure of [INSERT WEEKEND NUMBER] to a closure of one week (9 days, including 2 weekends)?

THE ONE-WEEK CLOSURE WAS PREFERRED BY PASSENGERS OVER SIX CONSECUTIVE WEEKENDS. HOWEVER, IF THE CLOSURE IS EXTENDED TO 12 DAYS, EQUAL PROPORTIONS (ONE-THIRD) WOULD PREFER WEEKENDS OVER A CONTINUOUS CLOSURE

Introduction: We asked those passengers who said that they would prefer a one-week closure (37%) whether they would still prefer a continuous closure if the length of this closure increased

As we can see opposite, the same proportion – **33% of passengers** – would prefer a one and a half week closure or six consecutive weekends

Preference for additional weekend closures by journey purpose among those who prefer nine days, including two weekends versus six weekends

| | | Commuter | Business | Leisure | Personal Business | Prefer 6 weekend closures | Prefer continuous closure |
|--|-------|----------|----------|---------|-------------------|---------------------------|---------------------------|
| Total | | | | | | | |
| 1 week closure (9 days, 2 weekends) | | | | | | 29% | 37% |
| 1.5 weeks (12 days including 2 weekends) | 90% | 88% | 90% | 90% | 89% | 33% | 33% |
| 2 weeks (16 days including 3 weekends) | 76% | 76% | 80% | 75% | 75% | 38% | 28% |
| 2.5 weeks (19 days including 3 weekends) | 68% | 68% | 74% | 66% | 67% | 41% | 25% |
| 3 weeks (23 days including 4 weekends) | 58% | 57% | 66% | 55% | 60% | 45% | 21% |
| 3.5 weeks (26 days including 4 weekends) | 52% | 50% | 60% | 49% | 53% | 47% | 19% |
| 4 weeks (30 days including 5 weekends) | 42% | 49% | 49% | 39% | 43% | 50% | 16% |
| Base | 4,803 | 804 | 874 | 2,243 | 882 | | |

Business passengers are fixed in their preference and less inclined to switch to the one-week option



01

Disabled passengers and those who are travelling with luggage, personal transportation, dogs and helpers often have different expectations to passengers as a whole.

For example, the accessibility of the train is the most important feature for those who travel with a mobility scooter or wheelchair – in contrast, it ranked 13th for all passengers

02

Clear announcements and easy to use ticket machines were of highest importance to disabled passengers in terms of making train travel more accessible

59%

said the clarity of audible announcements and ticket machines that are easy to use were very important

03

One in five disabled passengers rate the railway as poor on most aspects of accessibility. Areas for improvement include toilet provision and the clarity of audible announcements

23%

rated the clarity of audible announcements and clean, accessible toilets on trains as being poor

04

Disabled passengers say they would use the train more if accessibility improvements were made

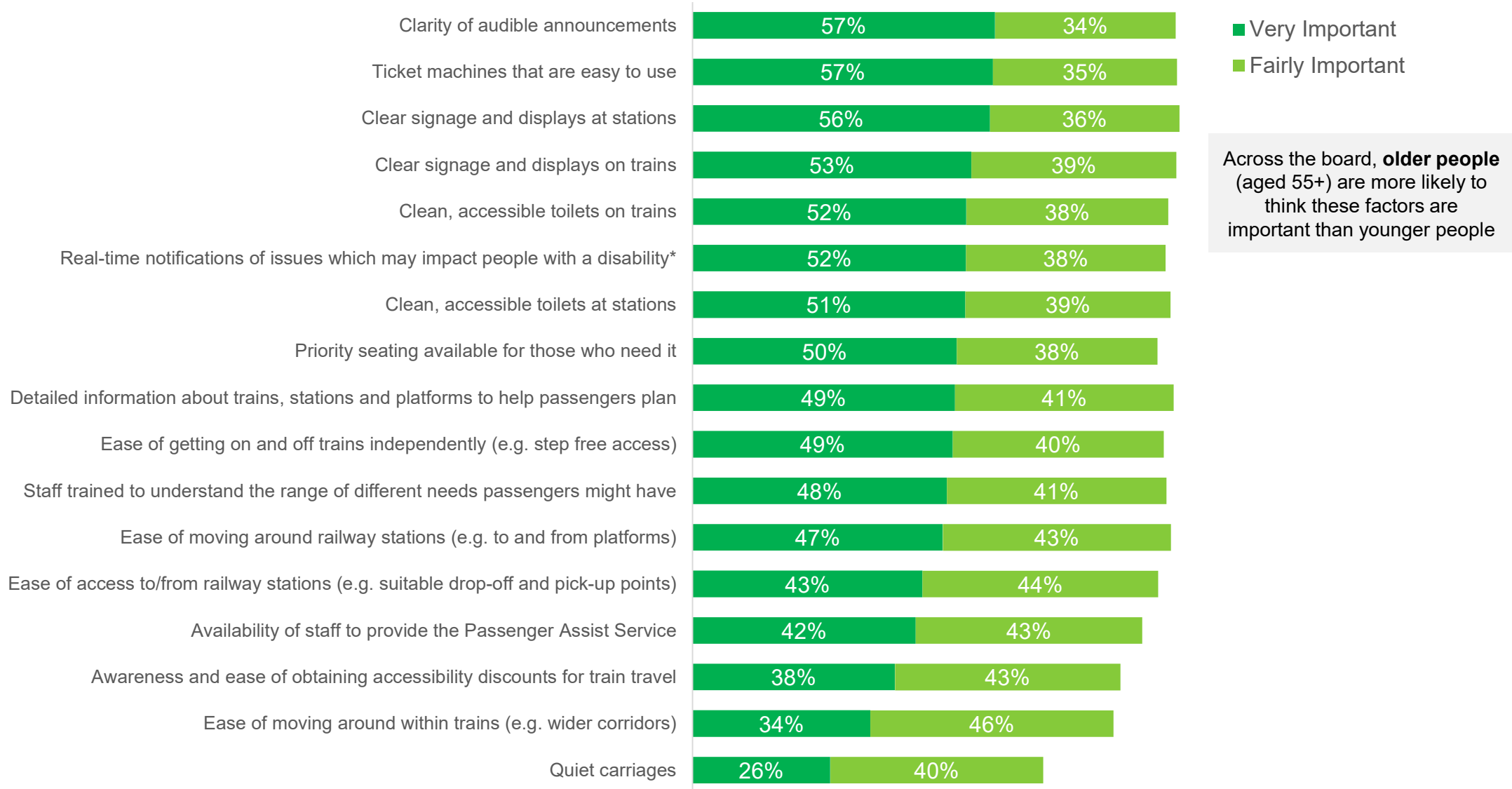
34%

of disabled passengers said they could use trains more in the future if accessibility improvements were made

ACCESSIBILITY FACTORS TEND TO BE SEEN AS IMPORTANT BY ALL TYPES OF PASSENGERS – EASY TO USE TICKET MACHINES AND CLEAR ANNOUNCEMENTS AND SIGNAGE TOP THE LIST

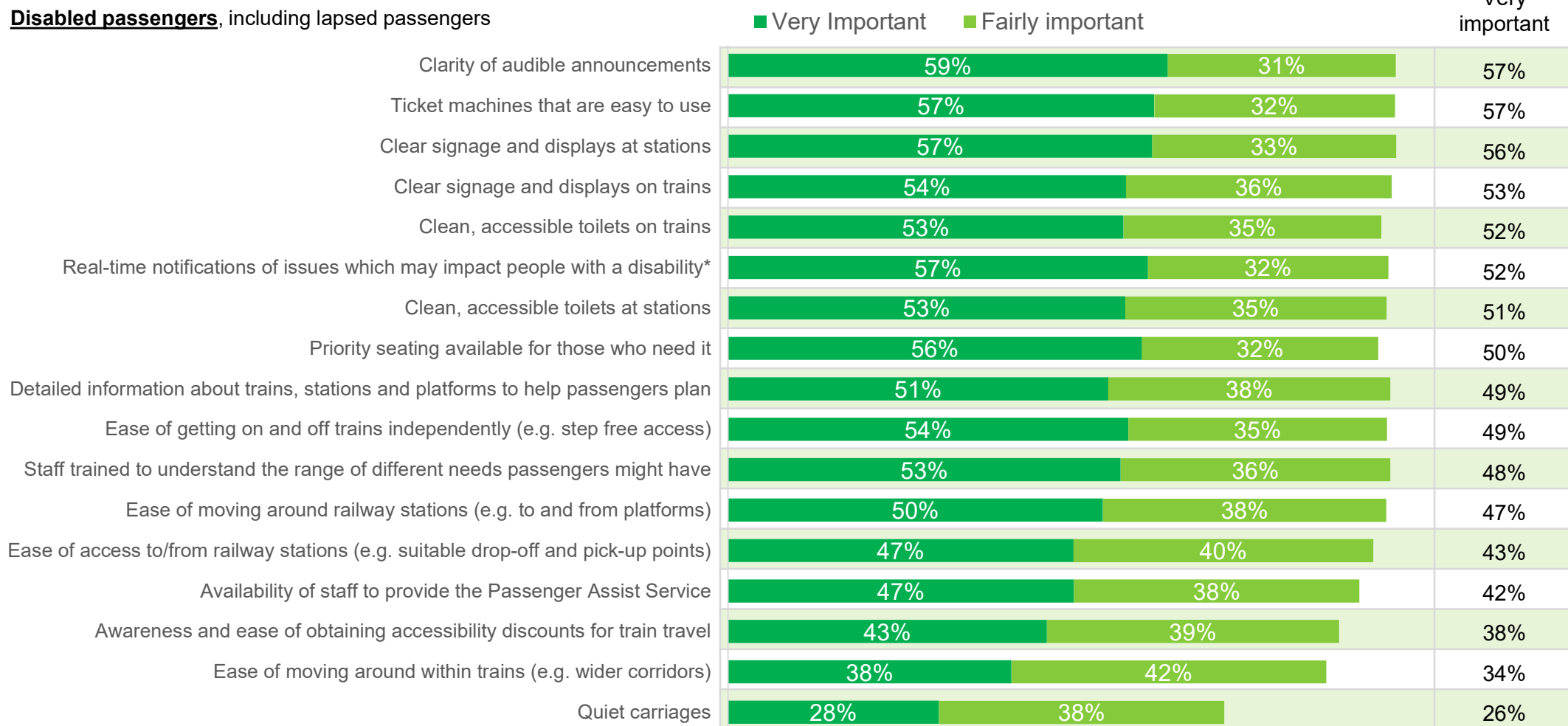
All passengers, including lapsed passengers

Important



DISABLED PASSENGERS ARE marginally MORE LIKELY THAN AVERAGE TO THINK THAT EACH OF THE ACCESSIBILITY FEATURES ARE VERY IMPORTANT TO TRAIN TRAVEL

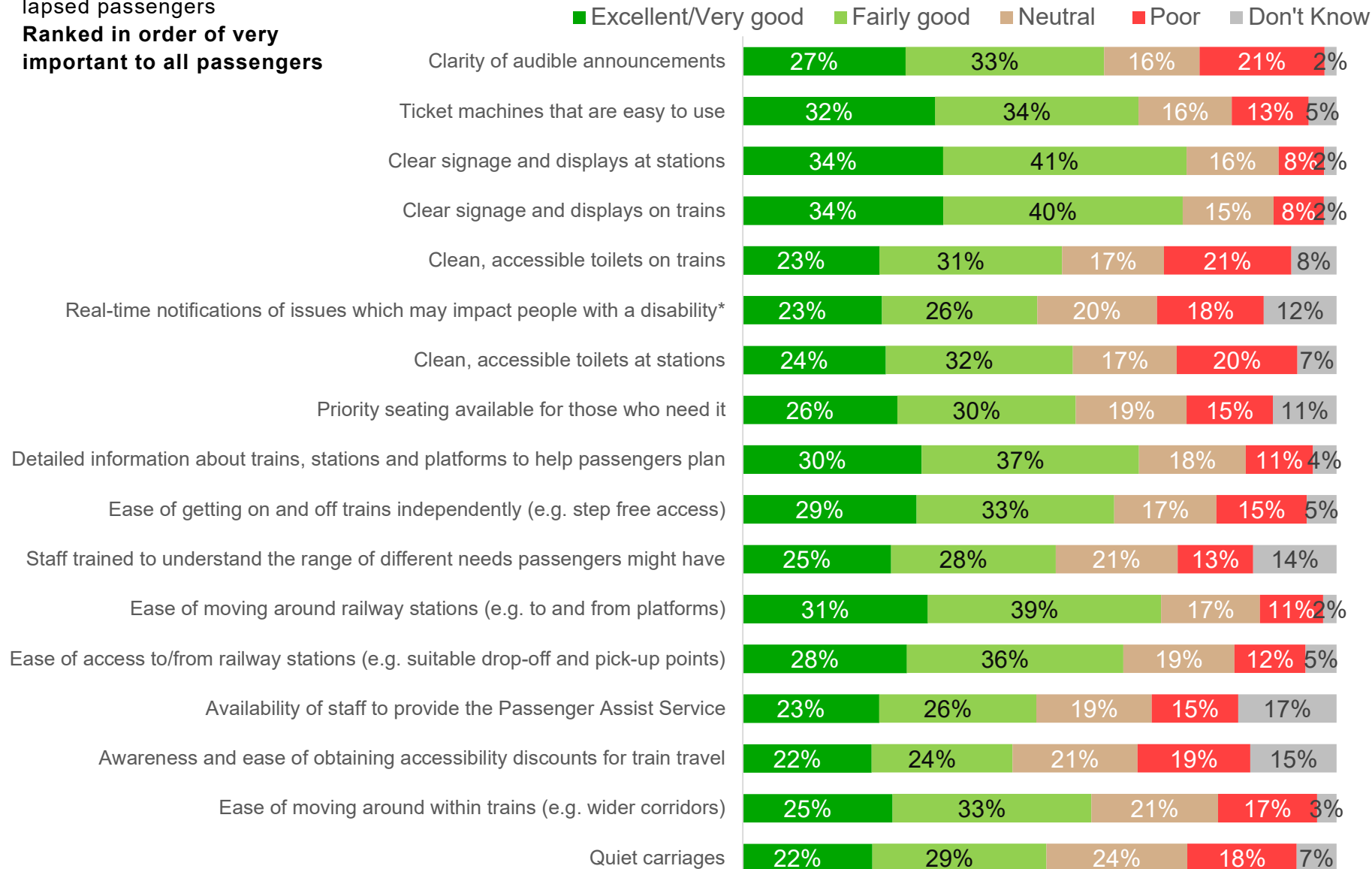
Disabled passengers, including lapsed passengers



Of disabled passengers (passengers with sensory, learning, mental health or mobility related conditions or impairments) those with mobility issues are most likely to consider a range of these items as very important, including; ease of **getting on and off trains** (60% “very important”), **accessible clean toilets** (58%), **ease of moving around stations** (58%) and **real time notification of issues** which may impact disabled passengers (62%)

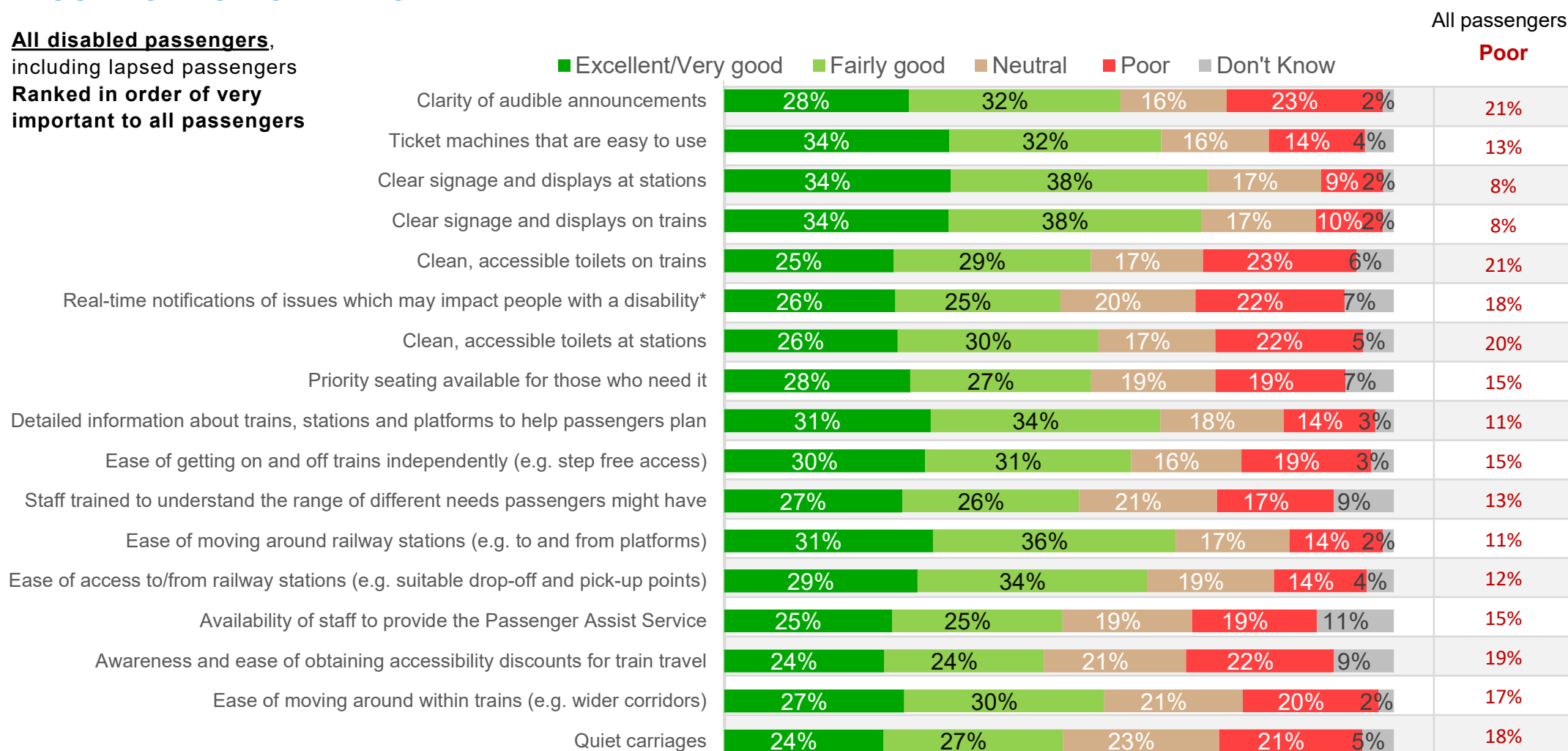
MORE THAN ONE IN FIVE FIND THE CLARITY OF AUDIBLE ANNOUNCEMENTS AND TOILET PROVISION POOR. SIGNAGE IS GENERALLY WELL REGARDED

All passengers, including
lapsed passengers
**Ranked in order of very
important to all passengers**



ONE IN FIVE DISABLED PASSENGERS RATE THE RAILWAY AS POOR FOR MANY ASPECTS OF ACCESSIBILITY – A LARGER PROPORTION THAN PASSENGERS AS A WHOLE

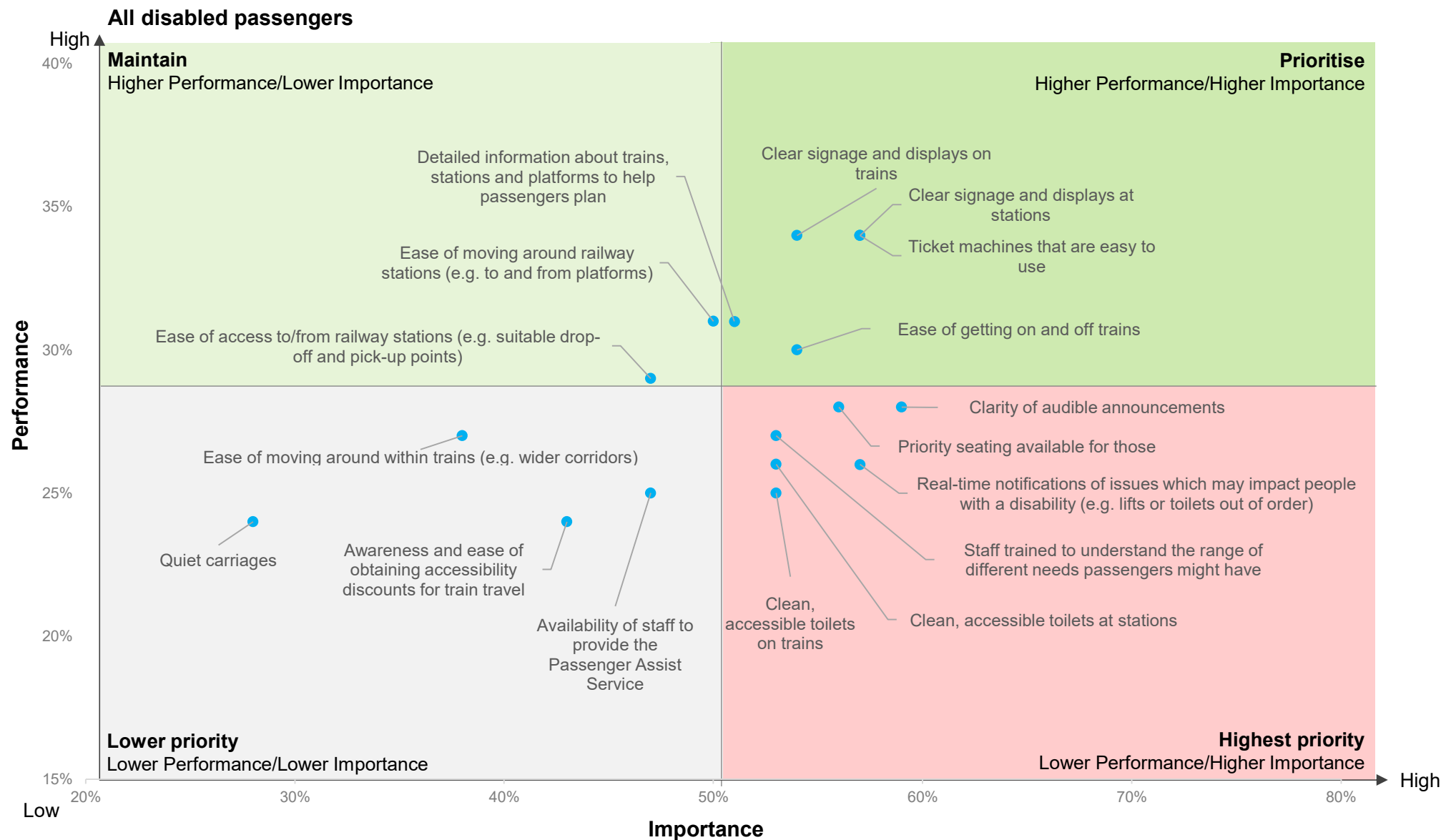
All disabled passengers,
including lapsed passengers
Ranked in order of very
important to all passengers



Passengers with **Sensory** and **Learning** disabilities often rate the railway *more* highly on many of these areas than the wider public
One quarter of those with **mobility** issues rate the ability to **get on and off trains independently and ease of moving around on trains** as poor (25% and 23% respectively)
A similar proportion of those with mobility issues (23%) rate the availability of staff to provide **Passenger Assist** as poor

IMPORTANCE VERSUS PERFORMANCE OF ACCESSIBILITY FEATURES FOR DISABLED PASSENGERS

THOSE ISSUES IN THE PINK BOX ARE OF GREATEST PRIORITY AS THEY ARE BOTH HIGHLY IMPORTANT AND WHERE THE RAILWAY PERFORMS LESS WELL E.G. CLEAN AND ACCESSIBLE TOILETS



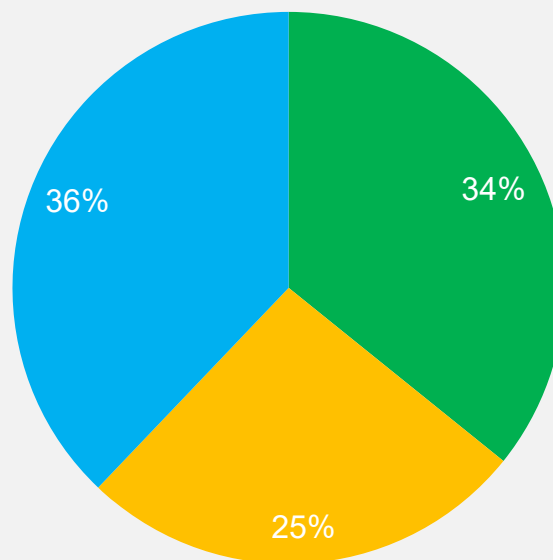
QC18. Now thinking about your overall experience of the railway and the journeys you make. How well do you think they are currently performing on each of the following? Base: All with a disability (n= 4816)

Performance = "Excellent" and "Very good" scores (1 or 2 out of 7)
Importance = "Very important" score (1 out of 5)

ONE-THIRD OF DISABLED PASSENGERS WOULD USE TRAINS MORE IN THE FUTURE IF ACCESSIBILITY IMPROVEMENTS WERE MADE


Impact of improvements to the accessibility of the railway on disabled passengers

- I could use trains more in the future if accessibility improvements were made
- It would make no difference (my condition/illness will always limit my use of trains)
- It would make no difference (my condition does not limit my use of trains)



Passengers with **Mobility** (43%) and **Learning** (42%) disabilities are most likely to say that accessibility improvements to the railway would mean they can use the railway more.

LAPSED PASSENGERS DEFINED AS THOSE WHO LAST TRAVELLED BY TRAIN BETWEEN
FEBRUARY 2019 AND JULY 2021



LAST TRAVELLED BY TRAIN BETWEEN FEBRUARY 2019 AND JULY 2021

01

Cheaper fares are the most significant factor in encouraging lapsed passengers back to train travel. The cost-of-living crisis is likely making value for money a more important factor

62%

say this is very likely to increase the amount that they travel by train

02

The rise in home-working is a significant driver for those who have lapsed or reduced their train travel (especially in the Southern and Eastern regions)

29%

of lapsed passengers and those who are travelling less by train, say that working from home more explains why they have stopped or reduced the amount they commute by train

03

Some lapsed passengers are reluctant to return to train travel and tell us spontaneously that they want mask-wearing to be more widespread

30%

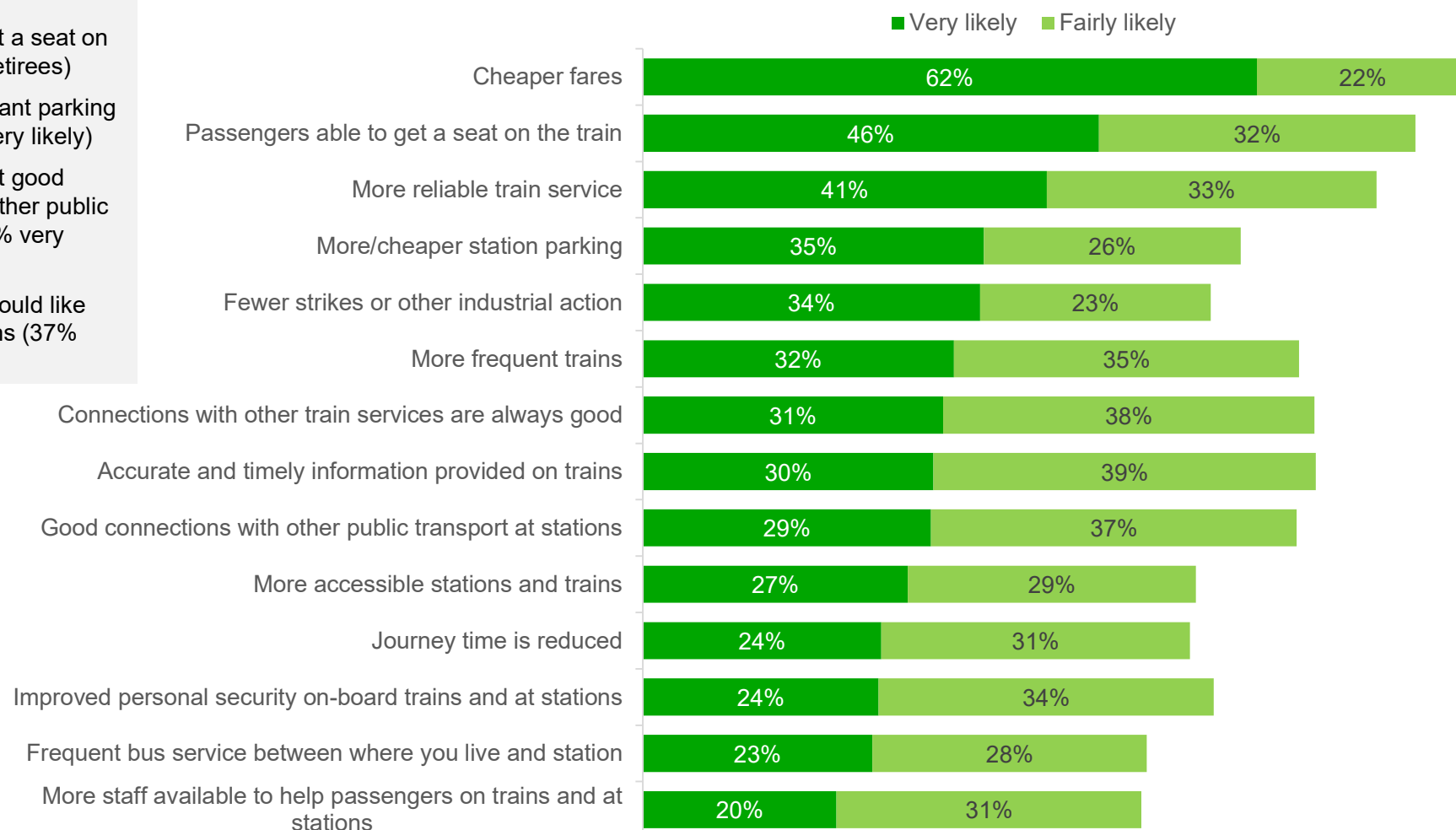
Now, following the Covid-19 pandemic, fewer than one in three lapsed passengers feel positive about train travel

ALMOST TWO-THIRDS OF LAPSED RAIL PASSENGERS SAY THAT CHEAPER FARES WOULD BE VERY LIKELY TO ENCOURAGE THEM TO TRAVEL BY RAIL

What would encourage specific groups to travel by rail:

- **Older people** want a seat on the train (51% of retirees)
- **25-34 year olds** want parking at stations (45% very likely)
- **C2s and DEs** want good connections with other public transport (34%/33% very likely)
- **18-24 year olds** would like more frequent trains (37% very likely)

Likely to encourage travel by train (ranked high-low)

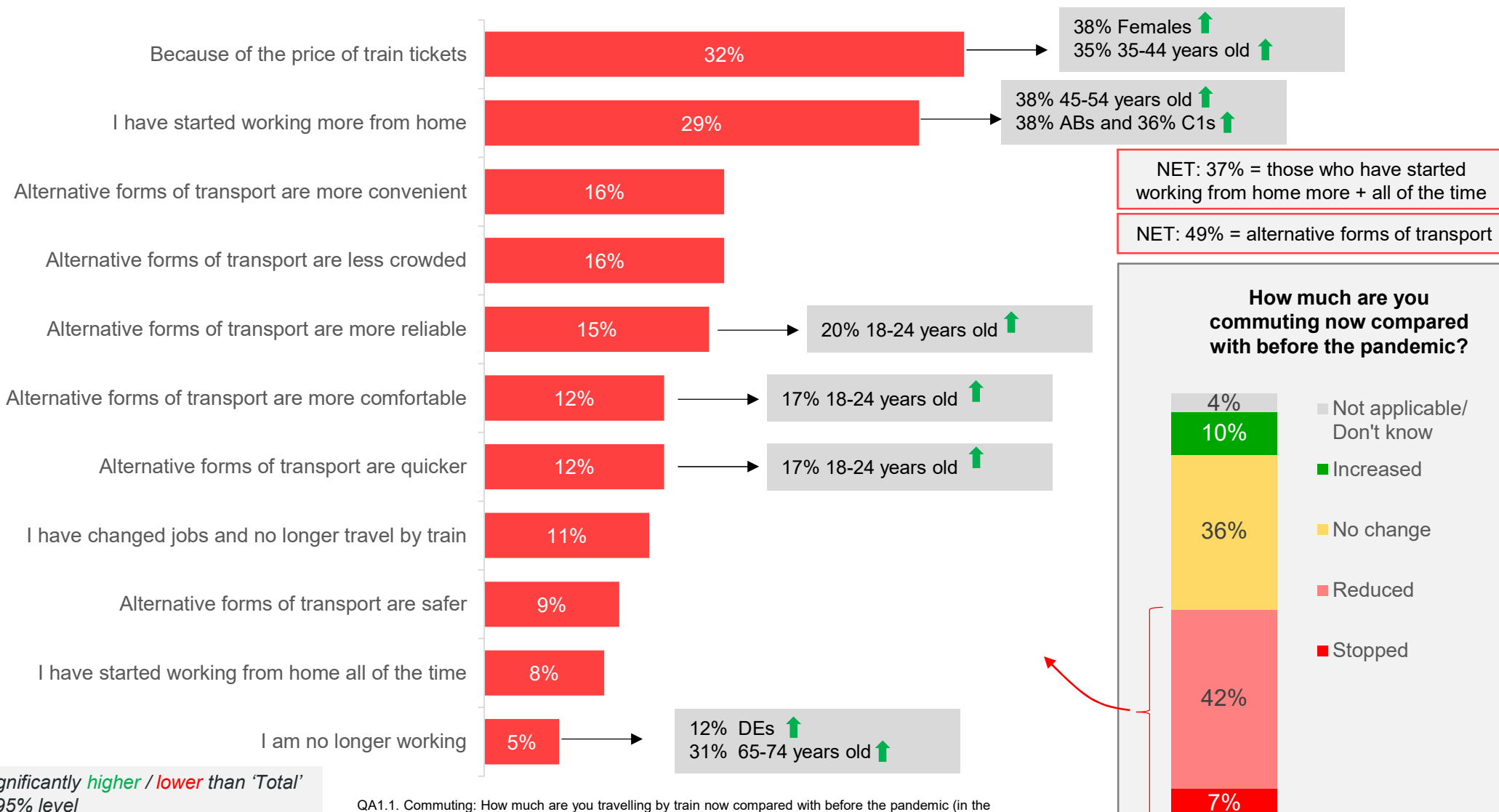


AROUND HALF OF COMMUTERS HAVE REDUCED THE FREQUENCY OR STOPPED COMMUTING. ONE-THIRD CITE THE REASON BEING THE PRICE OF TICKETS, WHILE A SIMILAR PROPORTION ARE WORKING FROM HOME MORE



Lapsed passengers last travelled by train between February 2019 and July 2021

Why stopped or reduced the amount of travel by train for commuting



QA1.1. Commuting: How much are you travelling by train now compared with before the pandemic (in the period up to the first Coronavirus lockdown in early 2020)
 Base: Commuters (n=6,760)
 QA2a. Why have you stopped, or reduced, the amount that you commute by train?
 Base: All stopped commuting, or commuting less (n=3,358)

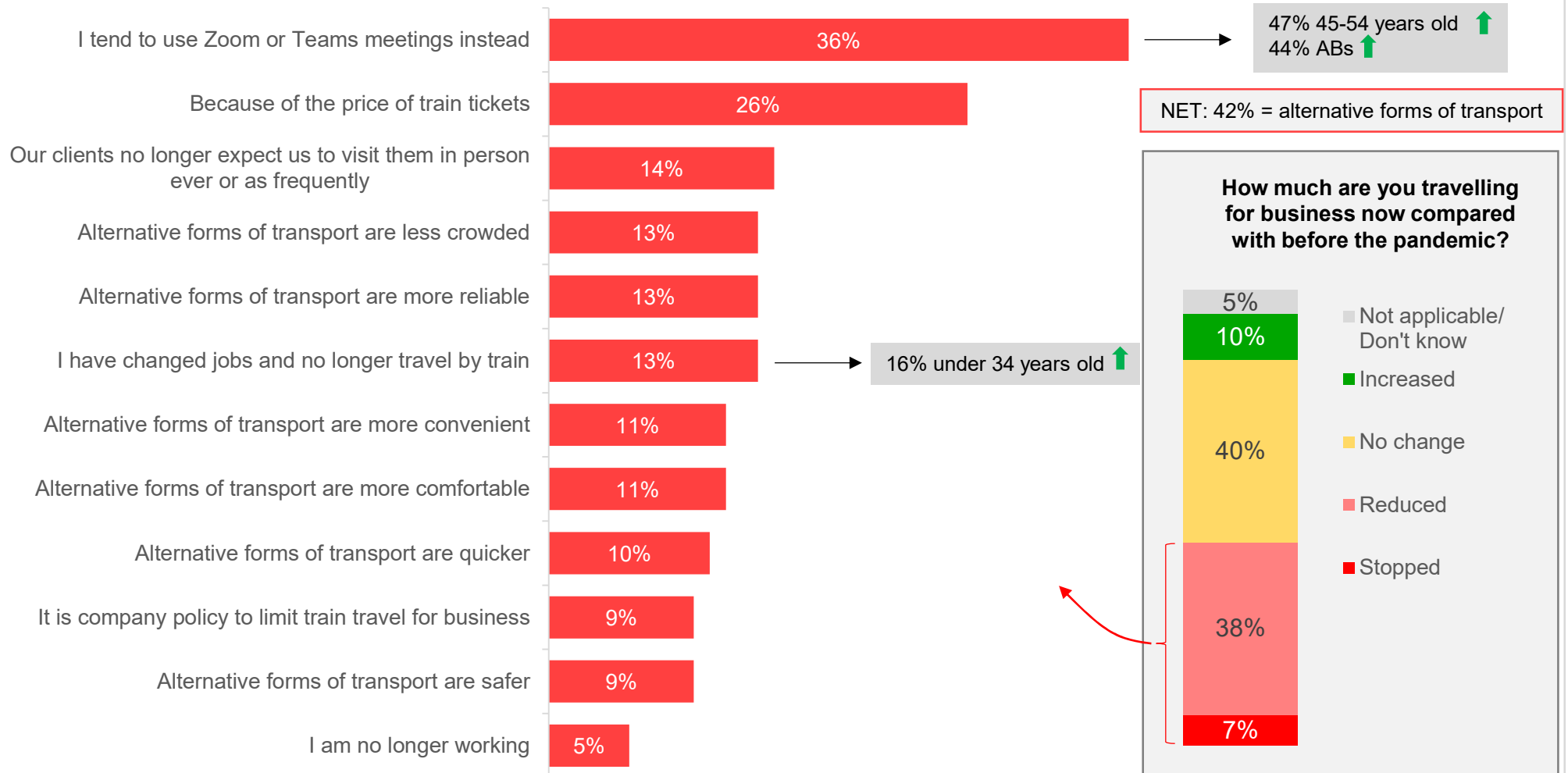
ONE-THIRD OF BUSINESS TRAVELLERS ARE TRAVELLING LESS OR HAVE STOPPED TRAVELLING FOR BUSINESS BECAUSE THEY ARE TENDING TO USE VIDEO CALLS INSTEAD

A FURTHER QUARTER SAY THEY ARE TRAVELLING LESS BECAUSE OF THE PRICE OF TICKETS



Lapsed passengers last travelled by train between February 2019 and July 2021

Why stopped or reduced the amount of travel by train for business trips



↑↓ Significantly higher / lower than 'Total' (market average) at 95% level

QA1.2 Business travel: How much are you travelling by train now compared with before the pandemic (in the period up to the first Coronavirus lockdown in early 2020)

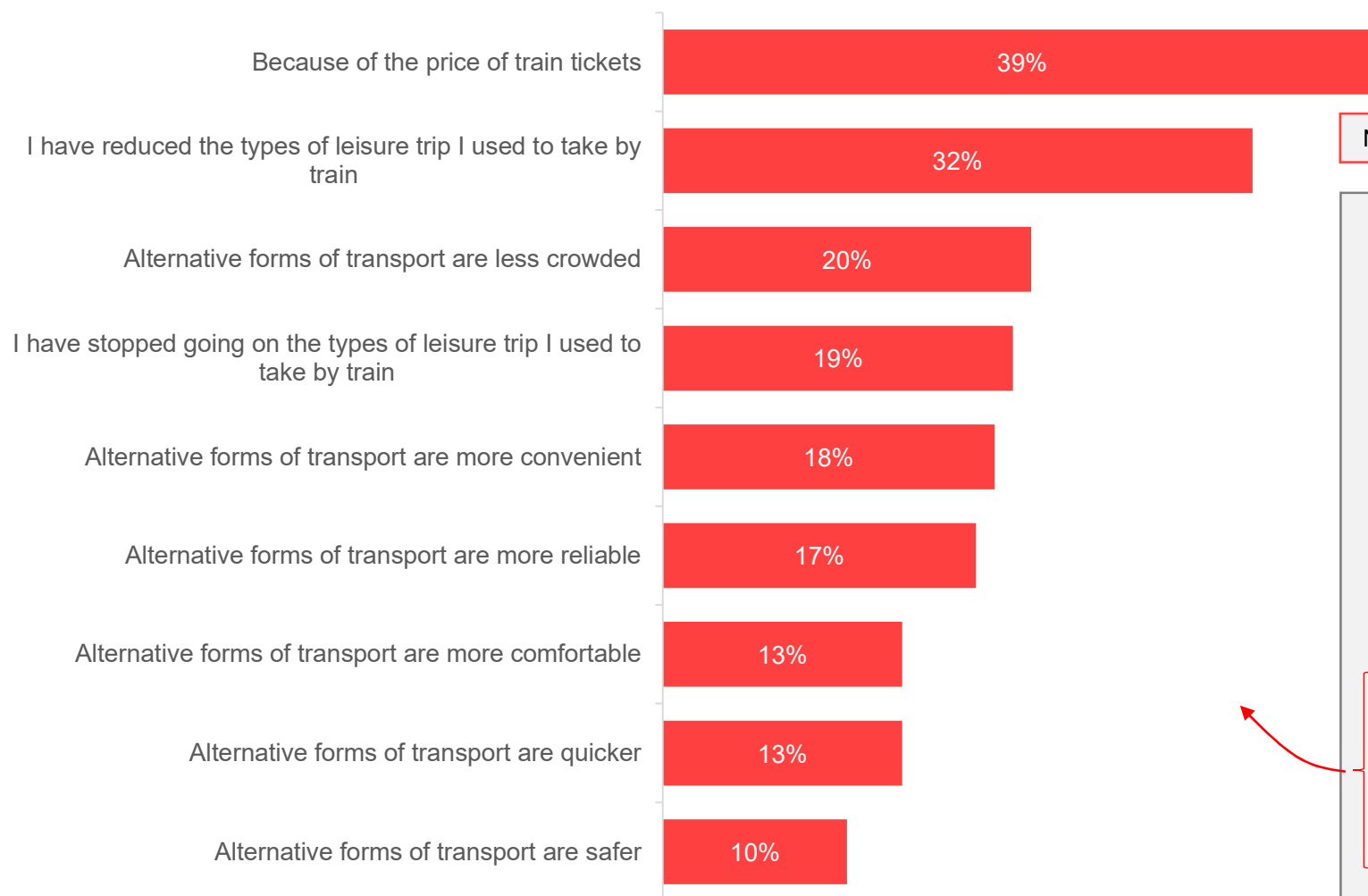
Base: Business passengers (n=5,783)

QA2a. Why have you stopped, or reduced, the amount that you travel by train for business?

Base: All stopped travelling for business by rail, or travelling less (n=2,613)

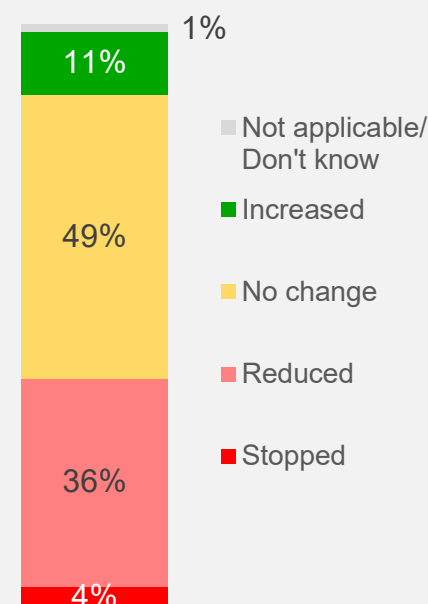
THE COST OF TRAIN TICKETS IS THE MAIN REASON WHY LEISURE PASSENGERS HAVE STOPPED OR REDUCED THE AMOUNT THEY TRAVEL BY TRAIN

Why stopped or reduced the amount of travel by train for leisure journeys



NET: 51% = alternative forms of transport

How much are you travelling for leisure now compared with before the pandemic?



↑ ↓ Significantly higher / lower than 'Total' (market average) at 95% level

QA1.3 Leisure travel: How much are you travelling by train now compared with before the pandemic (in the period up to the first Coronavirus lockdown in early 2020)

Base: Leisure passengers (n=12,258)

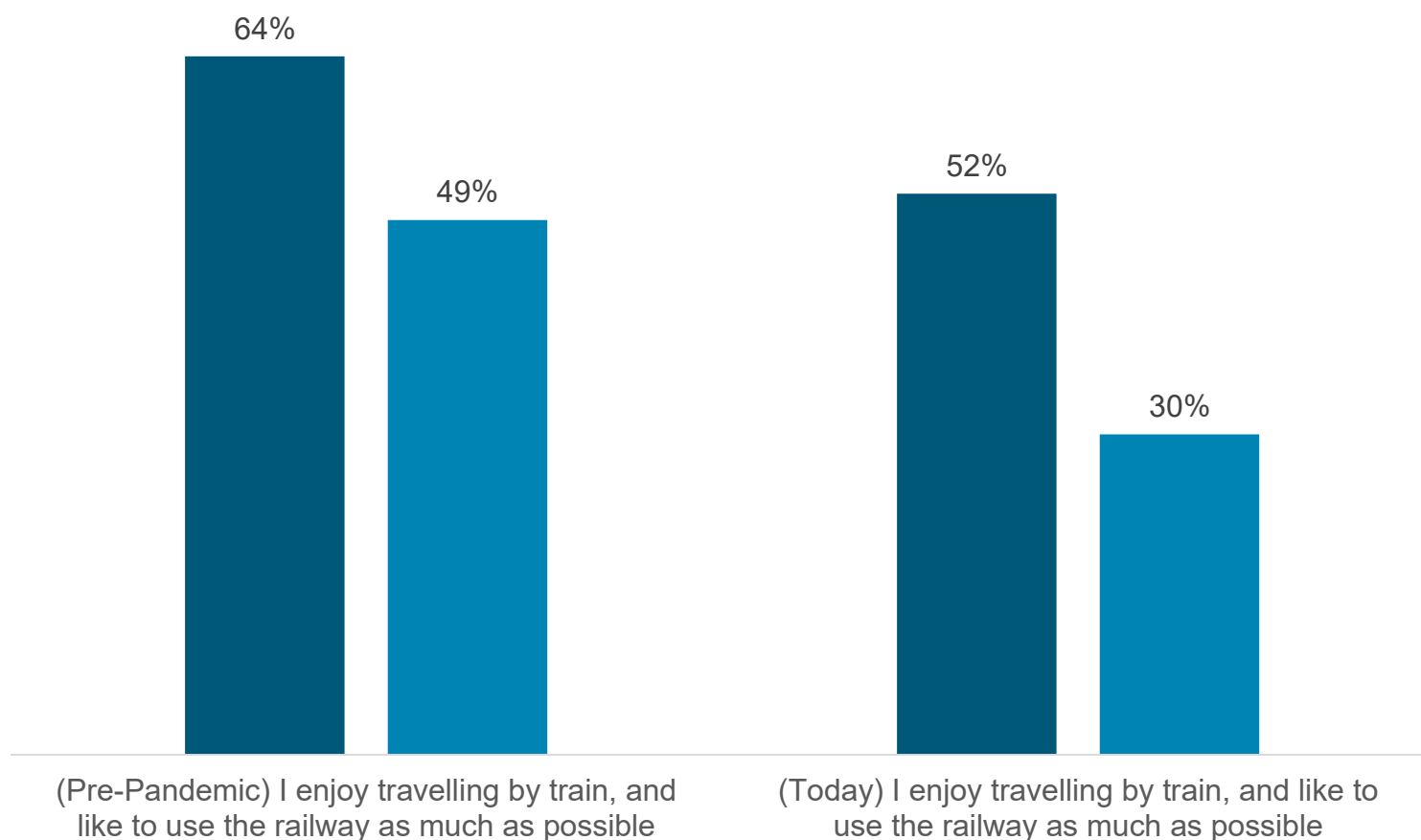
QA2a. Why has the amount you travel by train for Leisure stopped or reduced?

Base: All stopped leisure travel by rail, or travelling less (n=4,866)

LAPSED PASSENGERS ARE SIGNIFICANTLY LESS POSITIVE TOWARDS TRAIN TRAVEL SINCE THE START OF THE PANDEMIC WITH SAFETY BEING TOP OF MIND

Agree (Strongly/tend to agree)

■ Current ■ Lapsed



The aftermath of Covid-19 is a significant barrier to returning to train travel for Lapsed passengers

"I am still not in my normal routine and travel plans since Covid. I will travel when I feel it is safe. It may encourage me to travel if I knew what if any Covid safety measures are in place on the trains and stations"

"Covid prevention measures. There were 921 deaths due to Covid in the past week yet nobody seems to be wearing masks in public places, like trains. I will continue to avoid public transport for the foreseeable future"

QA4. You have said that you haven't used the railway for the past 12 months. Is there one thing which would encourage you to travel by rail more in the future?





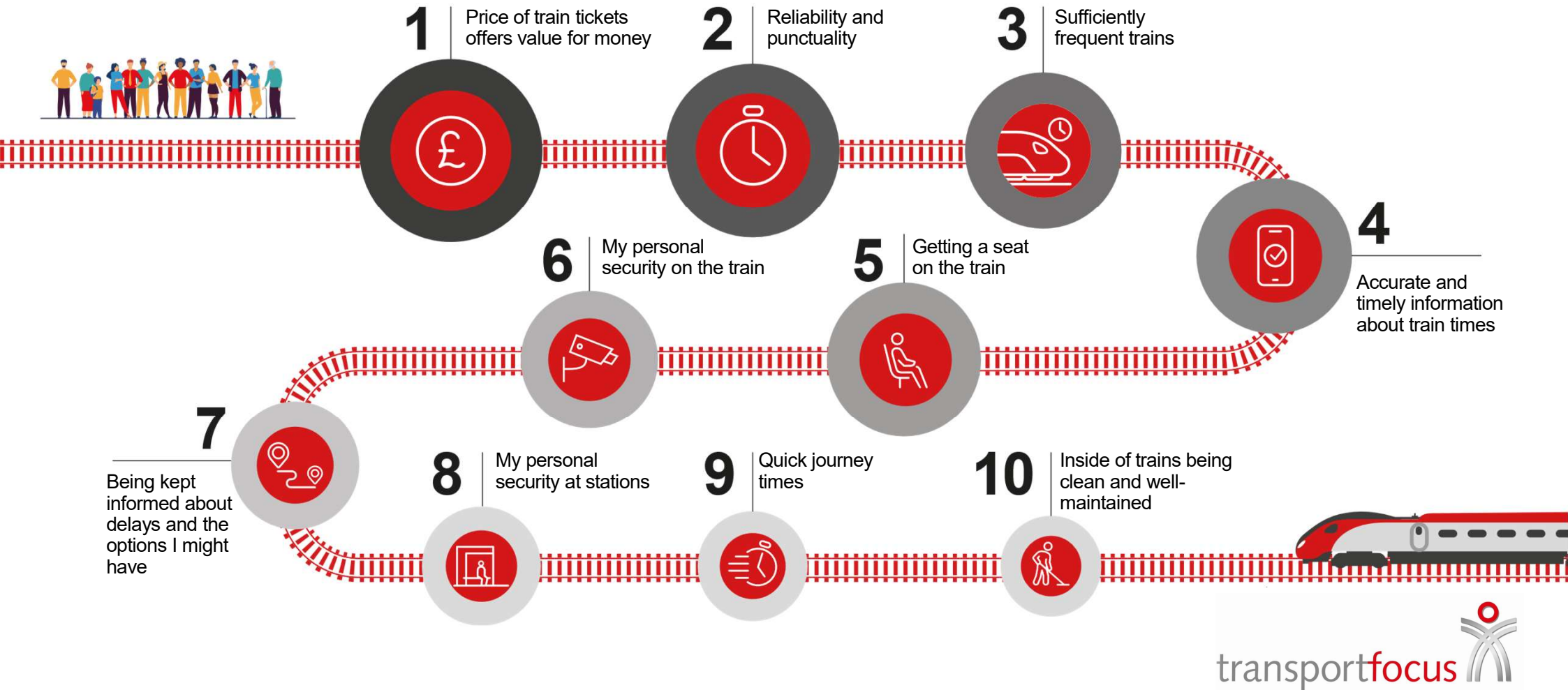
WHAT MATTERS TO PASSENGERS IS BROADLY SIMILAR BETWEEN NATIONS – BUT PASSENGERS IN WALES AND SCOTLAND PLACE GREATER IMPORTANCE ON SEATING ON TRAINS

QUICK JOURNEY TIMES IS OF SLIGHTLY LESS IMPORTANCE IN WALES

Ranked High-Low importance for all current passengers

| Nations | All | England | Scotland | Wales |
|--|-------------|---------|----------|-------|
| Price of train tickets offers value for money | 215 | 214 | 225 | 217 |
| Reliability and punctuality | 213 | 212 | 220 | 212 |
| Sufficiently frequent trains | 148 | 148 | 156 | 146 |
| Accurate and timely information about train times | 143 | 143 | 143 | 144 |
| Getting a seat on the train | 143 | 141 | 154 | 152 |
| My personal security on the train | 136 | 137 | 131 | 135 |
| Being kept informed about delays and the options I might have | 135 | 136 | 129 | 132 |
| My personal security at stations | 118 | 119 | 111 | 117 |
| Quick journey times | 112 | 113 | 109 | 98 |
| Inside of trains being clean and well-maintained | 107 | 106 | 113 | 115 |
| A railway that can cope with adverse weather events* | 104 | 104 | 107 | 92 |
| Easy to buy the right ticket | 98 | 98 | 97 | 100 |
| Trains and stations easily accessible by older and disabled people** | 94 | 95 | 93 | 91 |
| Good connections with other train services | 81 | 82 | 74 | 81 |
| Engineering works planned to keep passenger disruption to a minimum | 80 | 82 | 72 | 72 |
| Comfortable seats on trains | 80 | 79 | 86 | 86 |
| Good connections with other public transport at stations | 76 | 77 | 69 | 74 |
| Well-maintained, clean toilets on the train | 75 | 73 | 81 | 84 |
| An environmentally responsible railway that is reducing its carbon emissions | 60 | 60 | 60 | 61 |
| Helpful staff at stations | 56 | 56 | 54 | 59 |
| Stations being clean and well-maintained | 54 | 54 | 54 | 58 |
| Helpful staff on trains | 52 | 51 | 52 | 56 |
| Reliable Wi-Fi and mobile reception on trains | 44 | 44 | 44 | 44 |
| Easy to claim compensation when delayed | 40 | 41 | 33 | 34 |
| Sufficient space on the train for luggage | 36 | 36 | 34 | 39 |
| | Base 12,565 | 11,043 | 1,000 | 522 |

What matters to rail passengers in Great Britain 2022

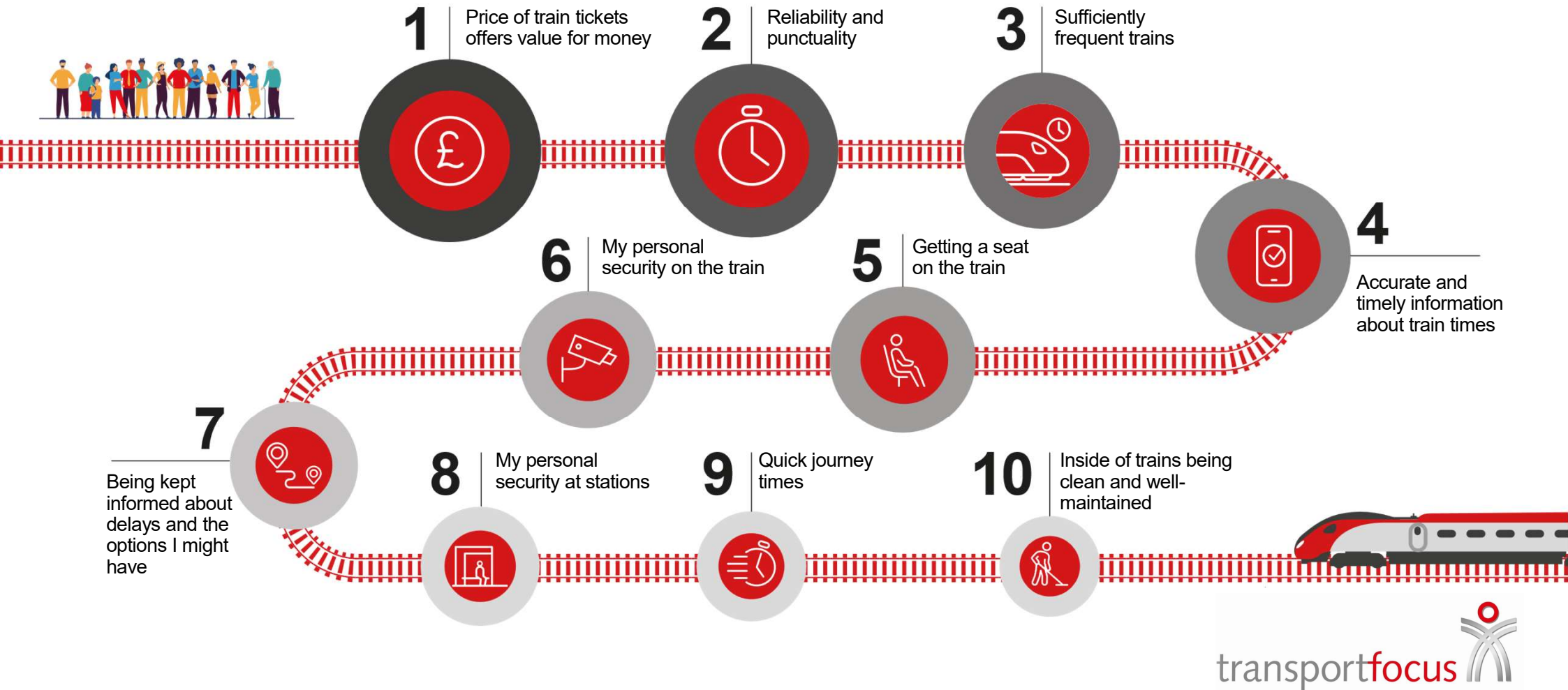


11. A railway that can cope with adverse weather events (snow, wind, flooding and extreme heat)
12. Easy to buy the right ticket
13. Trains and stations easily accessible by older and disabled people and those with pushchairs, bicycles, luggage etc.
14. Good connections with other train services
15. Engineering works planned to keep passenger disruption to a minimum
16. Comfortable seats on trains
17. Good connections with other public transport at stations

18. Well-maintained, clean toilets on the train
19. An environmentally responsible railway that is reducing its carbon emissions
20. Helpful staff at stations
21. Stations being clean and well-maintained
22. Helpful staff on trains
23. Reliable Wi-Fi and mobile reception on trains
24. Easy to claim compensation when delayed
25. Sufficient space on the train for luggage

Icon size in the red circles relates to what matters to rail passengers. The more important, the larger the icon.

What matters to rail passengers in England 2022

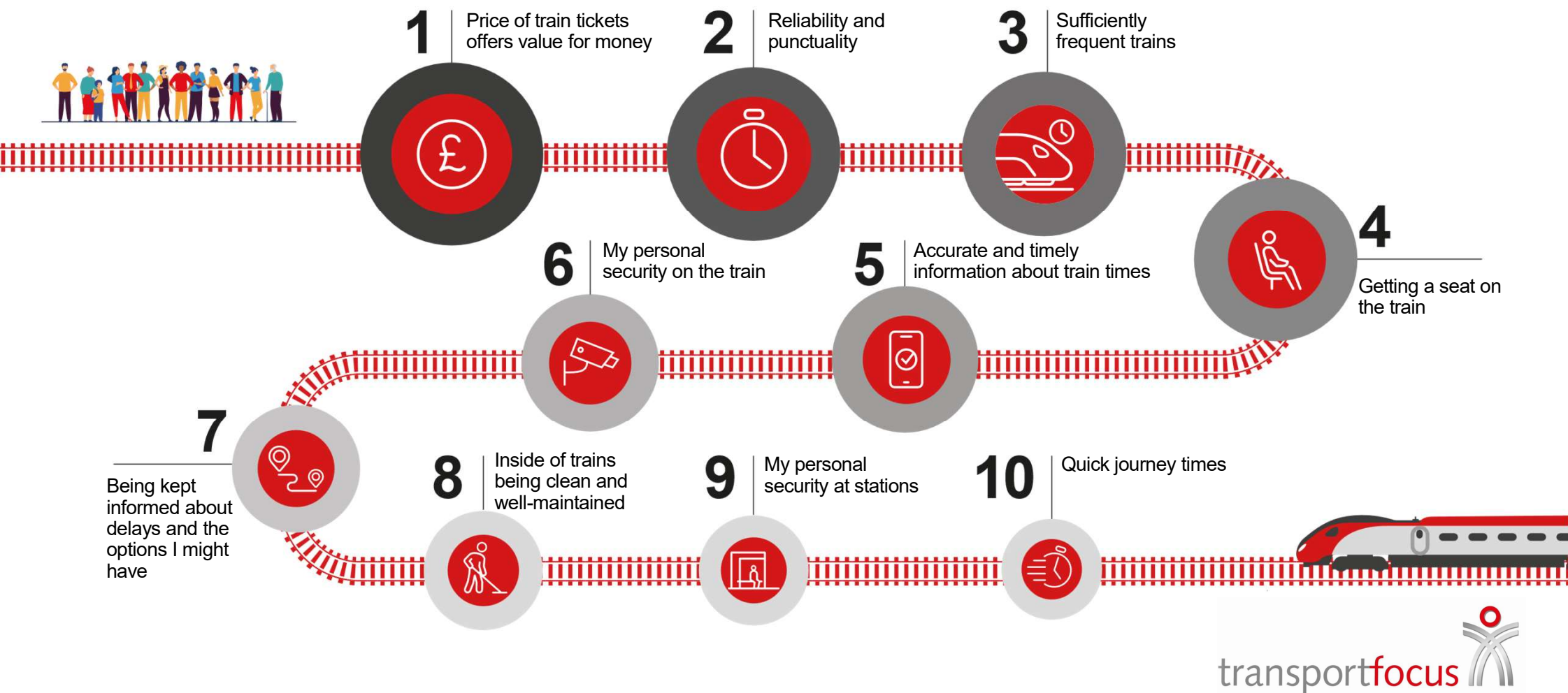


11. A railway that can cope with adverse weather events (snow, wind, flooding and extreme heat)
12. Easy to buy the right ticket
13. Trains and stations easily accessible by older and disabled people and those with pushchairs, bicycles, luggage etc.
14. Good connections with other train services
15. Engineering works planned to keep passenger disruption to a minimum
16. Comfortable seats on trains
17. Good connections with other public transport at stations

18. Well-maintained, clean toilets on the train
19. An environmentally responsible railway that is reducing its carbon emissions
20. Helpful staff at stations
21. Stations being clean and well-maintained
22. Helpful staff on trains
23. Reliable Wi-Fi and mobile reception on trains
24. Easy to claim compensation when delayed
25. Sufficient space on the train for luggage

Icon size in the red circles relates to what matters to rail passengers. The more important, the larger the icon.

What matters to rail passengers in Scotland 2022

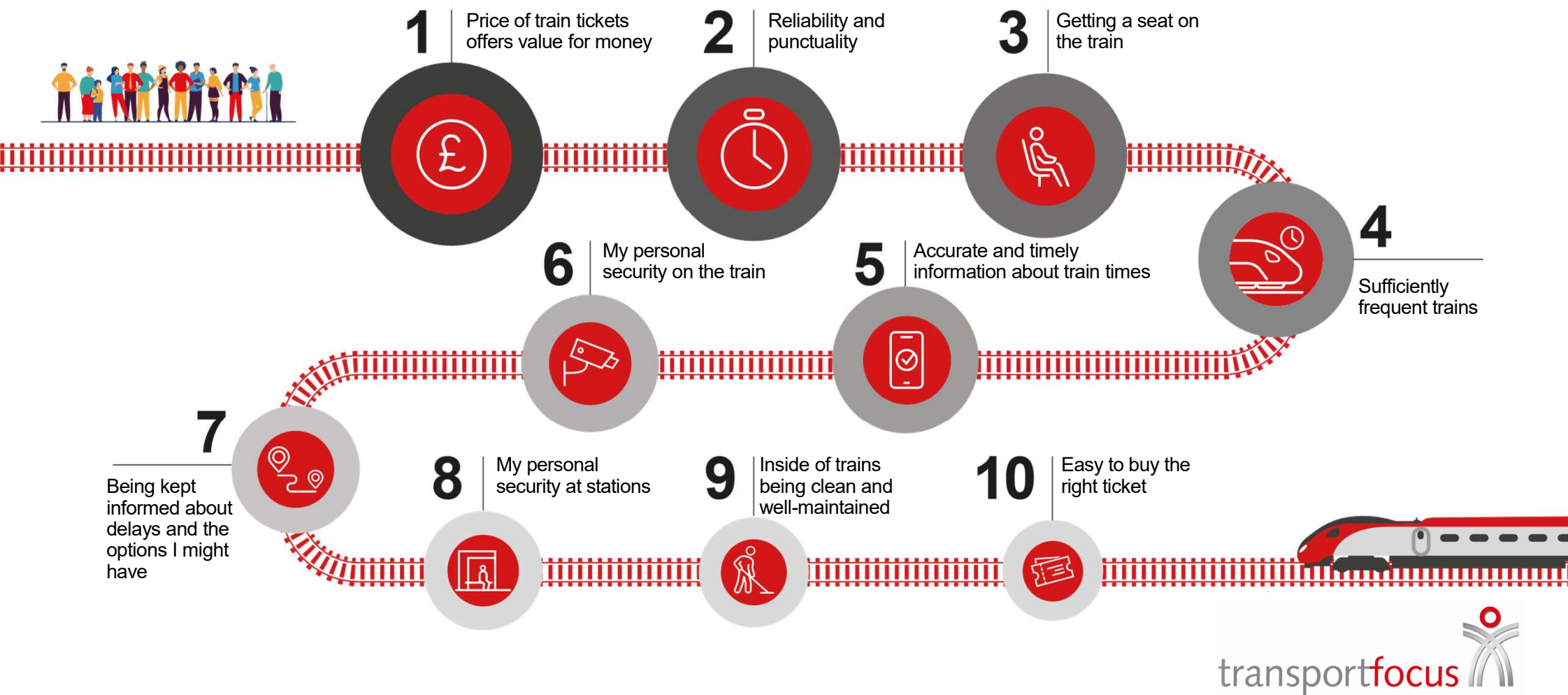


11. A railway that can cope with adverse weather events (snow, wind, flooding and extreme heat)
12. Easy to buy the right ticket
13. Trains and stations easily accessible by older and disabled people and those with pushchairs, bicycles, luggage etc.
14. Comfortable seats on trains
15. Well-maintained, clean toilets on the train
16. Good connections with other train services
17. Engineering works planned to keep passenger disruption to a minimum

18. Good connections with other public transport at stations
19. An environmentally responsible railway that is reducing its carbon emissions
20. Helpful staff at stations
21. Stations being clean and well-maintained
22. Helpful staff on trains
23. Reliable Wi-Fi and mobile reception on trains
24. Sufficient space on the train for luggage
25. Easy to claim compensation when delayed

Icon size in the red circles relates to what matters to rail passengers. The more important, the larger the icon.

What matters to rail passengers in Wales 2022



- 11. Quick journey times
- 12. A railway that can cope with adverse weather events (snow, wind, flooding and extreme heat)
- 13. Trains and stations easily accessible by older and disabled people and those with pushchairs, bicycles, luggage etc.
- 14. Comfortable seats on trains
- 15. Well-maintained, clean toilets on the train
- 16. Good connections with other train services
- 17. Good connections with other public transport at stations

- 18. Engineering works planned to keep passenger disruption to a minimum
- 19. An environmentally responsible railway that is reducing its carbon emissions
- 20. Helpful staff at stations
- 21. Stations being clean and well-maintained
- 22. Helpful staff on trains
- 23. Reliable Wi-Fi and mobile reception on trains
- 24. Sufficient space on the train for luggage
- 25. Easy to claim compensation when delayed

Icon size in the red circles relates to what matters to rail passengers. The more important, the larger the icon.

- GENDER
- AGE
- ETHNICITY
- GOVERNMENT REGION
- DISABILITY



GENDER

Personal security is particularly important to females. Whereas the speed of the journey is of higher importance to males

AGE

Age has a significant influence on what matters to passengers. Those aged over 45 place greater importance on value for money and reliability and punctuality

Environmental factors, including the ability for the railway to cope with adverse weather are more important to younger passengers

Overall, perceived performance of the railway tends to decrease with age

ETHNIC ORIGIN

White British passengers are more likely than average to say value for money and reliability are particularly important to them. Passengers from an ethnic minority background place greater importance on a range of factors. However, there is a smaller proportion of Leisure passengers among ethnic minority travellers, and this may have more of an influence on their views than their ethnicity

GOVERNMENT REGION

Londoners are the most likely to have different expectations for rail travel compared with passengers from other regions. Quick journey times and connections with other trains or forms of transport are more important to them than average, while getting a seat is less important

DISABILITY

Disabled passengers tend to have a broader range of expectations to the rest of the population. Having trains and stations that are accessible for all passengers is more important than average, especially for those with a mobility disability. Overall, value for money and reliability are slightly less important than for the wider population

WHAT MATTERS BY GENDER AND AGE

PERSONAL SECURITY ON TRAINS AND STATIONS IS MORE IMPORTANT FOR FEMALES THAN MALES. VALUE FOR MONEY AND RELIABILITY MATTERS MORE TO THOSE AGED OVER 45, WHILE GETTING A (COMFORTABLE) SEAT INCREASES IN IMPORTANCE WITH AGE. IN CONTRAST, THE ENVIRONMENT AND A RAILWAY THAT CAN COPE WITH ADVERSE WEATHER ARE MORE IMPORTANT TO YOUNGER PEOPLE

Ranked High-Low importance for all current passengers

| | All | Male | Female | 18-24 | 25-34 | 35-44 | 45-54 | 55-64 | 65-74 | 75+ |
|--|--------|-------|--------|-------|-------|-------|-------|-------|-------|-----|
| Price of train tickets offers value for money | 215 | 212 | 220 | 172 | 201 | 217 | 232 | 237 | 230 | 229 |
| Reliability and punctuality | 213 | 210 | 217 | 167 | 194 | 207 | 226 | 241 | 246 | 232 |
| Sufficiently frequent trains | 148 | 154 | 143 | 125 | 137 | 144 | 157 | 165 | 168 | 152 |
| Accurate and timely information about train times | 143 | 139 | 147 | 140 | 144 | 142 | 143 | 144 | 147 | 136 |
| Getting a seat on the train | 143 | 144 | 142 | 95 | 110 | 132 | 156 | 177 | 195 | 201 |
| My personal security on the train | 136 | 118 | 157 | 124 | 138 | 145 | 139 | 141 | 128 | 112 |
| Being kept informed about delays and the options I might have | 135 | 128 | 143 | 146 | 142 | 135 | 130 | 129 | 128 | 128 |
| My personal security at stations | 118 | 102 | 137 | 114 | 124 | 128 | 119 | 119 | 105 | 90 |
| Quick journey times | 112 | 123 | 100 | 110 | 109 | 113 | 123 | 114 | 107 | 92 |
| Inside of trains being clean and well-maintained | 107 | 106 | 108 | 97 | 101 | 104 | 107 | 111 | 121 | 123 |
| A railway that can cope with adverse weather events* | 104 | 105 | 101 | 123 | 110 | 103 | 97 | 97 | 95 | 87 |
| Easy to buy the right ticket | 98 | 105 | 91 | 98 | 94 | 96 | 99 | 99 | 104 | 107 |
| Trains and stations easily accessible by older and disabled people** | 94 | 83 | 108 | 113 | 111 | 98 | 79 | 74 | 83 | 115 |
| Good connections with other train services | 81 | 85 | 77 | 87 | 89 | 86 | 80 | 74 | 69 | 68 |
| Engineering works planned to keep passenger disruption to a minimum | 80 | 82 | 78 | 94 | 87 | 80 | 79 | 74 | 67 | 65 |
| Comfortable seats on trains | 80 | 87 | 71 | 65 | 65 | 75 | 84 | 91 | 104 | 109 |
| Good connections with other public transport at stations | 76 | 79 | 72 | 86 | 86 | 81 | 73 | 65 | 60 | 62 |
| Well-maintained, clean toilets on the train | 75 | 76 | 73 | 76 | 76 | 73 | 72 | 70 | 79 | 89 |
| An environmentally responsible railway that is reducing its carbon emissions | 60 | 62 | 57 | 90 | 68 | 59 | 52 | 48 | 40 | 46 |
| Helpful staff at stations | 56 | 56 | 56 | 66 | 58 | 56 | 50 | 51 | 51 | 62 |
| Stations being clean and well-maintained | 54 | 56 | 51 | 66 | 59 | 55 | 50 | 47 | 48 | 52 |
| Helpful staff on trains | 52 | 53 | 51 | 61 | 54 | 51 | 47 | 48 | 48 | 60 |
| Reliable Wi-Fi and mobile reception on trains | 44 | 51 | 36 | 68 | 52 | 47 | 41 | 31 | 24 | 22 |
| Easy to claim compensation when delayed | 40 | 46 | 33 | 65 | 48 | 40 | 35 | 28 | 23 | 25 |
| Sufficient space on the train for luggage | 36 | 40 | 31 | 54 | 42 | 34 | 30 | 24 | 28 | 36 |
| Bases | 12,565 | 5,984 | 6,509 | 1,569 | 2,928 | 2,720 | 1,686 | 1,889 | 1,391 | 382 |

Expectations exact wording

* A railway that can cope with adverse weather events e.g. snow, wind, flooding and extreme heat

** Trains and stations easily accessible by older and disabled people and those with pushchairs, bicycles, luggage etc.

PERCEIVED PERFORMANCE OF THE RAILWAY DECREASES WITH AGE

OLDER PEOPLE TEND TO SCORE THE RAILWAY LESS POSITIVELY THAN YOUNGER PASSENGERS – EXCEPTIONS INCLUDE THE ABILITY TO GET A SEAT ON A TRAIN, PERSONAL SECURITY AND ACCURATE AND TIMELY INFORMATION

Ranked High-Low importance for all current passengers

| Passengers rating the Railway as “Excellent” or “Very good” (on 7 point scale) | | All | 18-34 | 35-54 | 55+ |
|---|--|--------|-------|-------|-------|
| Importantly, while older people are less likely to be strongly positive, they are also less likely to think that the railway is poor in most of these areas. Instead, they are more likely to be mildly positive or neutral, and, in some cases, to not have an opinion (e.g. in respect of environmental issues) | Price of train tickets offers value for money | 21% | 25% | 21% | 16% |
| | Reliability and punctuality | 31% | 33% | 31% | 29% |
| | Sufficiently frequent trains | 31% | 34% | 31% | 26% |
| | Getting a seat on the train | 34% | 34% | 33% | 35% |
| | Accurate and timely information about train times | 37% | 38% | 37% | 36% |
| | My personal security on the train | 36% | 35% | 36% | 36% |
| | Being kept informed about delays and the options I might have | 29% | 33% | 29% | 23% |
| | My personal security at stations | 35% | 35% | 35% | 35% |
| | Quick journey times | 34% | 36% | 33% | 32% |
| | Inside of trains being clean and well-maintained | 33% | 34% | 33% | 32% |
| | A railway that can cope with adverse weather events* | 19% | 25% | 20% | 10% |
| | Easy to buy the right ticket | 40% | 45% | 41% | 34% |
| | Trains and stations easily accessible by older and disabled people** | 27% | 31% | 27% | 20% |
| | Comfortable seats on trains | 31% | 32% | 32% | 31% |
| | Good connections with other train services | 30% | 35% | 31% | 24% |
| | Engineering works planned to keep passenger disruption to a minimum | 20% | 26% | 21% | 13% |
| | Well-maintained, clean toilets on the train | 22% | 26% | 23% | 17% |
| | Good connections with other public transport at stations | 31% | 36% | 32% | 24% |
| | An environmentally responsible railway that is reducing its carbon emissions | 19% | 23% | 20% | 13% |
| | Helpful staff at stations | 35% | 36% | 36% | 34% |
| | Stations being clean and well-maintained | 33% | 33% | 33% | 32% |
| | Helpful staff on trains | 33% | 33% | 33% | 31% |
| | Reliable Wi-Fi and mobile reception on trains | 22% | 26% | 22% | 18% |
| | Easy to claim compensation when delayed | 18% | 23% | 18% | 13% |
| | Sufficient space on the train for luggage | 25% | 29% | 25% | 20% |
| Base | | 12,565 | 4,497 | 4,406 | 3,662 |

Don't know responses excluded

ETHNIC MINORITY PASSENGERS OFTEN PLACE A LOWER IMPORTANCE ON VALUE FOR MONEY AND RELIABILITY AND PUNCTUALITY THAN WHITE PASSENGERS

A SMALLER PROPORTION OF ETHNIC MINORITIES ARE LEISURE PASSENGERS WHERE WE SEE VALUE FOR MONEY AND RELIABILITY ARE PARTICULARLY IMPORTANT

Ranked High-Low importance for all current passengers

| Ethnicity of passenger | All | English/ Scottish/ Welsh/NI /British | Irish | Other White back- ground | White and Black Caribbean | White and Black African | White and Asian | Indian | Pakistani | Bang- ladeshi | Chinese | African | Caribbean |
|--|--------|---|-------|-----------------------------------|---------------------------------|-------------------------------|-----------------------|--------|-----------|------------------|---------|---------|-----------|
| Price of train tickets offers value for money | 215 | 222 | 215 | 204 | 181 | 176 | 178 | 183 | 169 | 166 | 199 | 152 | 188 |
| Reliability and punctuality | 213 | 219 | 214 | 209 | 173 | 158 | 183 | 185 | 164 | 168 | 215 | 171 | 193 |
| Sufficiently frequent trains | 148 | 152 | 154 | 153 | 125 | 118 | 131 | 128 | 108 | 123 | 159 | 114 | 145 |
| Accurate and timely information about train times | 143 | 144 | 139 | 146 | 135 | 133 | 137 | 131 | 129 | 140 | 148 | 138 | 153 |
| Getting a seat on the train | 143 | 151 | 160 | 102 | 111 | 103 | 119 | 114 | 108 | 81 | 112 | 79 | 100 |
| My personal security on the train | 136 | 136 | 145 | 147 | 134 | 129 | 129 | 129 | 125 | 121 | 134 | 141 | 118 |
| Being kept informed about delays and the options I might have | 135 | 135 | 126 | 138 | 138 | 137 | 138 | 125 | 133 | 142 | 135 | 141 | 149 |
| My personal security at stations | 118 | 117 | 125 | 132 | 119 | 117 | 115 | 115 | 113 | 110 | 120 | 132 | 109 |
| Quick journey times | 112 | 112 | 115 | 125 | 106 | 107 | 106 | 118 | 101 | 107 | 143 | 103 | 125 |
| Inside of trains being clean and well-maintained | 107 | 107 | 110 | 97 | 102 | 102 | 108 | 105 | 106 | 111 | 103 | 106 | 100 |
| A railway that can cope with adverse weather events* | 104 | 101 | 107 | 108 | 111 | 106 | 133 | 122 | 115 | 128 | 120 | 132 | 115 |
| Easy to buy the right ticket | 98 | 100 | 87 | 88 | 102 | 100 | 81 | 96 | 98 | 81 | 75 | 83 | 99 |
| Trains and stations easily accessible by older and disabled people** | 94 | 92 | 90 | 100 | 112 | 109 | 106 | 103 | 109 | 109 | 74 | 118 | 103 |
| Good connections with other train services | 81 | 79 | 75 | 102 | 83 | 90 | 89 | 87 | 92 | 86 | 102 | 93 | 101 |
| Engineering works planned to keep passenger disruption to a minimum | 80 | 79 | 77 | 83 | 90 | 93 | 89 | 82 | 85 | 98 | 84 | 100 | 79 |
| Comfortable seats on trains | 80 | 82 | 84 | 61 | 73 | 60 | 73 | 80 | 76 | 67 | 65 | 65 | 57 |
| Good connections with other public transport at stations | 76 | 72 | 67 | 102 | 82 | 97 | 85 | 85 | 94 | 84 | 95 | 92 | 95 |
| Well-maintained, clean toilets on the train | 75 | 74 | 78 | 71 | 77 | 82 | 76 | 83 | 91 | 72 | 69 | 83 | 80 |
| An environmentally responsible railway that is reducing its carbon emissions | 60 | 56 | 59 | 65 | 83 | 93 | 75 | 86 | 81 | 69 | 57 | 91 | 71 |
| Helpful staff at stations | 56 | 55 | 53 | 51 | 71 | 69 | 63 | 51 | 66 | 72 | 47 | 62 | 57 |
| Stations being clean and well-maintained | 54 | 52 | 50 | 54 | 64 | 67 | 66 | 64 | 69 | 82 | 58 | 71 | 62 |
| Helpful staff on trains | 52 | 51 | 52 | 46 | 68 | 62 | 58 | 48 | 66 | 70 | 43 | 55 | 54 |
| Reliable Wi-Fi and mobile reception on trains | 44 | 40 | 48 | 41 | 62 | 71 | 53 | 66 | 79 | 86 | 51 | 69 | 57 |
| Easy to claim compensation when delayed | 40 | 37 | 42 | 42 | 51 | 67 | 63 | 64 | 67 | 71 | 51 | 60 | 47 |
| Sufficient space on the train for luggage | 36 | 34 | 30 | 34 | 47 | 52 | 47 | 47 | 55 | 57 | 41 | 49 | 42 |
| Base | 12,565 | 10,347 | 98 | 482 | 111 | 76 | 106 | 213 | 179 | 92 | 78 | 280 | 131 |

LONDONERS ARE MORE LIKELY TO HAVE SLIGHTLY DIFFERENT EXPECTATIONS WHEN IT COMES TO RAIL TRAVEL

| Ranked High-Low importance for all current passengers | | | | | | | | | | | | |
|--|--------|-----------------|---------------|--------|------------|------------|----------|------------|------------|-------|---------------|----------------------|
| Home region of passenger | All | East of England | East Midlands | London | North East | North West | Scotland | South East | South West | Wales | West Midlands | Yorks and the Humber |
| Price of train tickets offers value for money | 215 | 232 | 226 | 180 | 229 | 217 | 225 | 226 | 227 | 217 | 208 | 224 |
| Reliability and punctuality | 213 | 219 | 202 | 198 | 212 | 216 | 220 | 222 | 216 | 212 | 211 | 219 |
| Sufficiently frequent trains | 148 | 151 | 133 | 151 | 130 | 153 | 156 | 151 | 142 | 146 | 147 | 149 |
| Accurate and timely information about train times | 143 | 145 | 139 | 138 | 137 | 143 | 143 | 148 | 141 | 144 | 146 | 144 |
| Getting a seat on the train | 143 | 140 | 156 | 114 | 159 | 150 | 154 | 140 | 163 | 152 | 142 | 157 |
| My personal security on the train | 136 | 137 | 138 | 136 | 132 | 141 | 131 | 140 | 131 | 135 | 140 | 132 |
| Being kept informed about delays and the options I might have | 135 | 139 | 131 | 132 | 133 | 137 | 129 | 141 | 135 | 132 | 137 | 135 |
| My personal security at stations | 118 | 119 | 119 | 122 | 113 | 122 | 111 | 121 | 111 | 117 | 122 | 112 |
| Quick journey times | 112 | 112 | 104 | 127 | 101 | 111 | 109 | 114 | 105 | 98 | 111 | 108 |
| Inside of trains being clean and well-maintained | 107 | 106 | 111 | 102 | 109 | 104 | 113 | 107 | 108 | 115 | 104 | 107 |
| A railway that can cope with adverse weather events* | 104 | 106 | 96 | 113 | 100 | 100 | 107 | 104 | 96 | 92 | 103 | 97 |
| Easy to buy the right ticket | 98 | 99 | 109 | 83 | 109 | 96 | 97 | 103 | 100 | 100 | 102 | 108 |
| Trains and stations easily accessible by older and disabled people** | 94 | 91 | 93 | 98 | 100 | 94 | 93 | 93 | 97 | 91 | 95 | 96 |
| Good connections with other train services | 81 | 83 | 79 | 96 | 73 | 80 | 74 | 77 | 76 | 81 | 79 | 77 |
| Engineering works planned to keep passenger disruption to a minimum | 80 | 88 | 71 | 91 | 74 | 80 | 72 | 82 | 75 | 72 | 76 | 77 |
| Comfortable seats on trains | 80 | 75 | 87 | 71 | 92 | 81 | 86 | 76 | 86 | 86 | 80 | 84 |
| Good connections with other public transport at stations | 76 | 75 | 74 | 95 | 67 | 73 | 69 | 70 | 68 | 74 | 73 | 70 |
| Well-maintained, clean toilets on the train | 75 | 73 | 81 | 72 | 79 | 71 | 81 | 71 | 78 | 84 | 71 | 75 |
| An environmentally responsible railway that is reducing its carbon emissions | 60 | 54 | 63 | 72 | 55 | 53 | 60 | 53 | 59 | 61 | 62 | 54 |
| Helpful staff at stations | 56 | 51 | 54 | 56 | 57 | 56 | 54 | 55 | 56 | 59 | 59 | 56 |
| Stations being clean and well-maintained | 54 | 50 | 56 | 61 | 54 | 50 | 54 | 52 | 52 | 58 | 55 | 52 |
| Helpful staff on trains | 52 | 46 | 51 | 52 | 55 | 53 | 52 | 50 | 54 | 56 | 55 | 52 |
| Reliable Wi-Fi and mobile reception on trains | 44 | 37 | 45 | 51 | 46 | 44 | 44 | 39 | 48 | 44 | 45 | 39 |
| Easy to claim compensation when delayed | 40 | 39 | 42 | 47 | 43 | 40 | 33 | 37 | 37 | 34 | 39 | 39 |
| Sufficient space on the train for luggage | 36 | 31 | 39 | 39 | 41 | 36 | 34 | 29 | 37 | 39 | 37 | 38 |
| Base | 12,565 | 1,122 | 839 | 1,913 | 538 | 1,468 | 1,000 | 1,999 | 919 | 522 | 1,195 | 1,050 |

Expectations exact wording

* A railway that can cope with adverse weather events e.g. snow, wind, flooding and extreme heat

** Trains and stations easily accessible by older and disabled people and those with pushchairs, bicycles, luggage etc.

WHAT MATTERS BY DISABILITY

A BROADER RANGE OF EXPECTATIONS MATTER TO DISABLED PASSENGERS THAN THE REST OF THE POPULATION – VALUE FOR MONEY AND RELIABILITY ARE SLIGHTLY LESS IMPORTANT

Ranked High-Low importance for all current passengers

| | | Disability | | | | |
|--|--------|------------|---------|----------|---------------|----------|
| | All | None | Sensory | Mobility | Mental Health | Learning |
| Price of train tickets offers value for money | 215 | 224 | 183 | 193 | 207 | 181 |
| Reliability and punctuality | 213 | 223 | 176 | 187 | 198 | 167 |
| Sufficiently frequent trains | 148 | 157 | 127 | 125 | 135 | 118 |
| Accurate and timely information about train times | 143 | 148 | 124 | 124 | 142 | 127 |
| Getting a seat on the train | 143 | 147 | 132 | 157 | 126 | 119 |
| My personal security on the train | 136 | 137 | 122 | 136 | 142 | 126 |
| Being kept informed about delays and the options I might have | 135 | 137 | 126 | 123 | 141 | 131 |
| My personal security at stations | 118 | 118 | 109 | 119 | 126 | 113 |
| Quick journey times | 112 | 119 | 103 | 89 | 98 | 93 |
| Inside of trains being clean and well-maintained | 107 | 107 | 105 | 110 | 103 | 103 |
| A railway that can cope with adverse weather events* | 104 | 102 | 109 | 99 | 111 | 111 |
| Easy to buy the right ticket | 98 | 100 | 98 | 91 | 95 | 101 |
| Trains and stations easily accessible by older and disabled people** | 94 | 81 | 116 | 147 | 119 | 126 |
| Good connections with other train services | 81 | 81 | 84 | 80 | 81 | 88 |
| Engineering works planned to keep passenger disruption to a minimum | 80 | 80 | 84 | 73 | 82 | 86 |
| Comfortable seats on trains | 80 | 80 | 87 | 90 | 70 | 75 |
| Good connections with other public transport at stations | 76 | 74 | 81 | 76 | 77 | 87 |
| Well-maintained, clean toilets on the train | 75 | 71 | 88 | 86 | 74 | 87 |
| An environmentally responsible railway that is reducing its carbon emissions | 60 | 54 | 76 | 64 | 72 | 87 |
| Helpful staff at stations | 56 | 51 | 69 | 72 | 61 | 74 |
| Stations being clean and well-maintained | 54 | 51 | 65 | 59 | 57 | 65 |
| Helpful staff on trains | 52 | 47 | 67 | 68 | 56 | 70 |
| Reliable Wi-Fi and mobile reception on trains | 44 | 41 | 61 | 47 | 51 | 63 |
| Easy to claim compensation when delayed | 40 | 38 | 54 | 39 | 41 | 52 |
| Sufficient space on the train for luggage | 36 | 32 | 55 | 45 | 36 | 51 |
| Base | 12,565 | 8,406 | 864 | 1,459 | 1,756 | 709 |

Expectations exact wording

* A railway that can cope with adverse weather events e.g. snow, wind, flooding and extreme heat

** Trains and stations easily accessible by older and disabled people and those with pushchairs, bicycles, luggage etc.



Commuters



Commuters prioritise getting to work. Their expectations centre around reliable, frequent trains, quick journeys, information provision, communication and strong connections with other services

Business travellers



Business passengers have similar expectations to commuters. However, some of the more peripheral expectations for other passengers are more important including connections with other services, and an environmentally responsible railway with reliable Wi-Fi on trains

Leisure



Leisure passengers tend to have 'simpler' expectations of the railway - above all, they want value for money, reliability and to get a seat on the train

Personal Business



The needs of those on Personal Business closely reflect the average for all journey types

WHAT MATTERS TO PASSENGERS BY JOURNEY PURPOSE

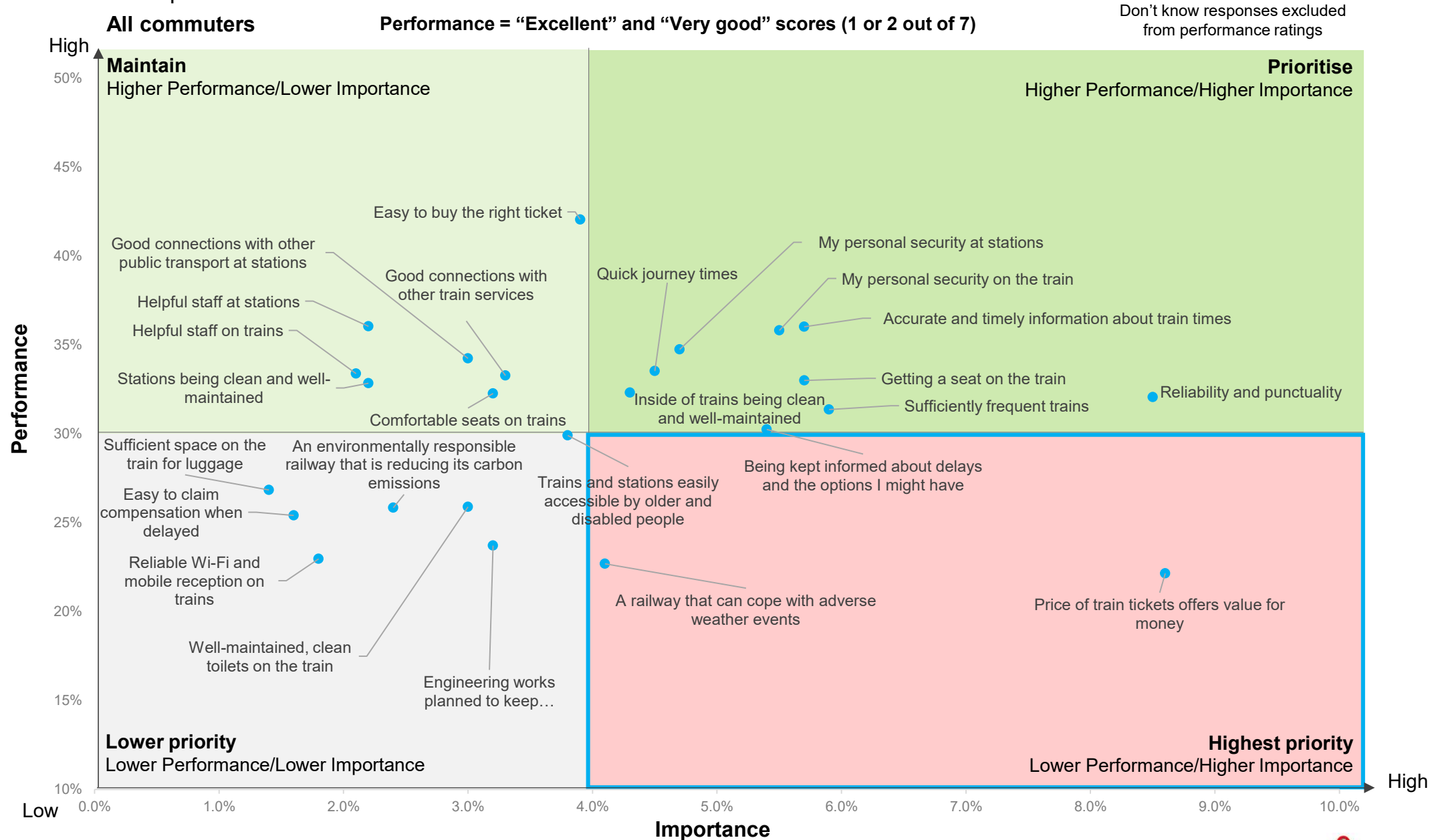
LEISURE PASSENGERS HAVE A NARROWER RANGE OF EXPECTATIONS, ESPECIALLY VALUE FOR MONEY, RELIABILITY AND GETTING A SEAT. BUSINESS PASSENGERS IN PARTICULAR, HAVE A BROADER RANGE OF EXPECTATIONS AROUND WHAT THEY WANT FROM THE RAILWAY

Ranked High-Low importance for all current passengers

| | All | Commuters | Business | Leisure | Personal Business |
|--|--------|-----------|----------|---------|-------------------|
| Price of train tickets offers value for money | 215 | 204 | 184 | 240 | 199 |
| Reliability and punctuality | 213 | 204 | 191 | 230 | 203 |
| Sufficiently frequent trains | 148 | 148 | 140 | 153 | 147 |
| Accurate and timely information about train times | 143 | 142 | 135 | 146 | 144 |
| Getting a seat on the train | 143 | 126 | 124 | 164 | 128 |
| My personal security on the train | 136 | 137 | 122 | 143 | 133 |
| Being kept informed about delays and the options I might have | 135 | 136 | 132 | 135 | 137 |
| My personal security at stations | 118 | 121 | 109 | 122 | 117 |
| Quick journey times | 112 | 117 | 124 | 105 | 113 |
| Inside of trains being clean and well-maintained | 107 | 102 | 100 | 113 | 103 |
| A railway that can cope with adverse weather events* | 104 | 115 | 113 | 93 | 107 |
| Easy to buy the right ticket | 98 | 92 | 93 | 104 | 94 |
| Trains and stations easily accessible by older and disabled people** | 94 | 97 | 95 | 90 | 102 |
| Good connections with other train services | 81 | 86 | 93 | 72 | 88 |
| Engineering works planned to keep passenger disruption to a minimum | 80 | 86 | 89 | 73 | 85 |
| Comfortable seats on trains | 80 | 71 | 80 | 86 | 74 |
| Good connections with other public transport at stations | 76 | 81 | 89 | 65 | 84 |
| Well-maintained, clean toilets on the train | 75 | 73 | 78 | 74 | 74 |
| An environmentally responsible railway that is reducing its carbon emissions | 60 | 64 | 71 | 50 | 67 |
| Helpful staff at stations | 56 | 58 | 57 | 53 | 58 |
| Stations being clean and well-maintained | 54 | 56 | 60 | 50 | 57 |
| Helpful staff on trains | 52 | 54 | 54 | 49 | 54 |
| Reliable Wi-Fi and mobile reception on trains | 44 | 48 | 67 | 30 | 50 |
| Easy to claim compensation when delayed | 40 | 47 | 54 | 29 | 44 |
| Sufficient space on the train for luggage | 36 | 37 | 46 | 30 | 39 |
| Base | 12,565 | 2,329 | 2,323 | 5,576 | 2,337 |

IMPORTANCE VERSUS PERFORMANCE – COMMUTERS

The features in the pink box are the highest priority as they are the most important and score less well in terms of performance

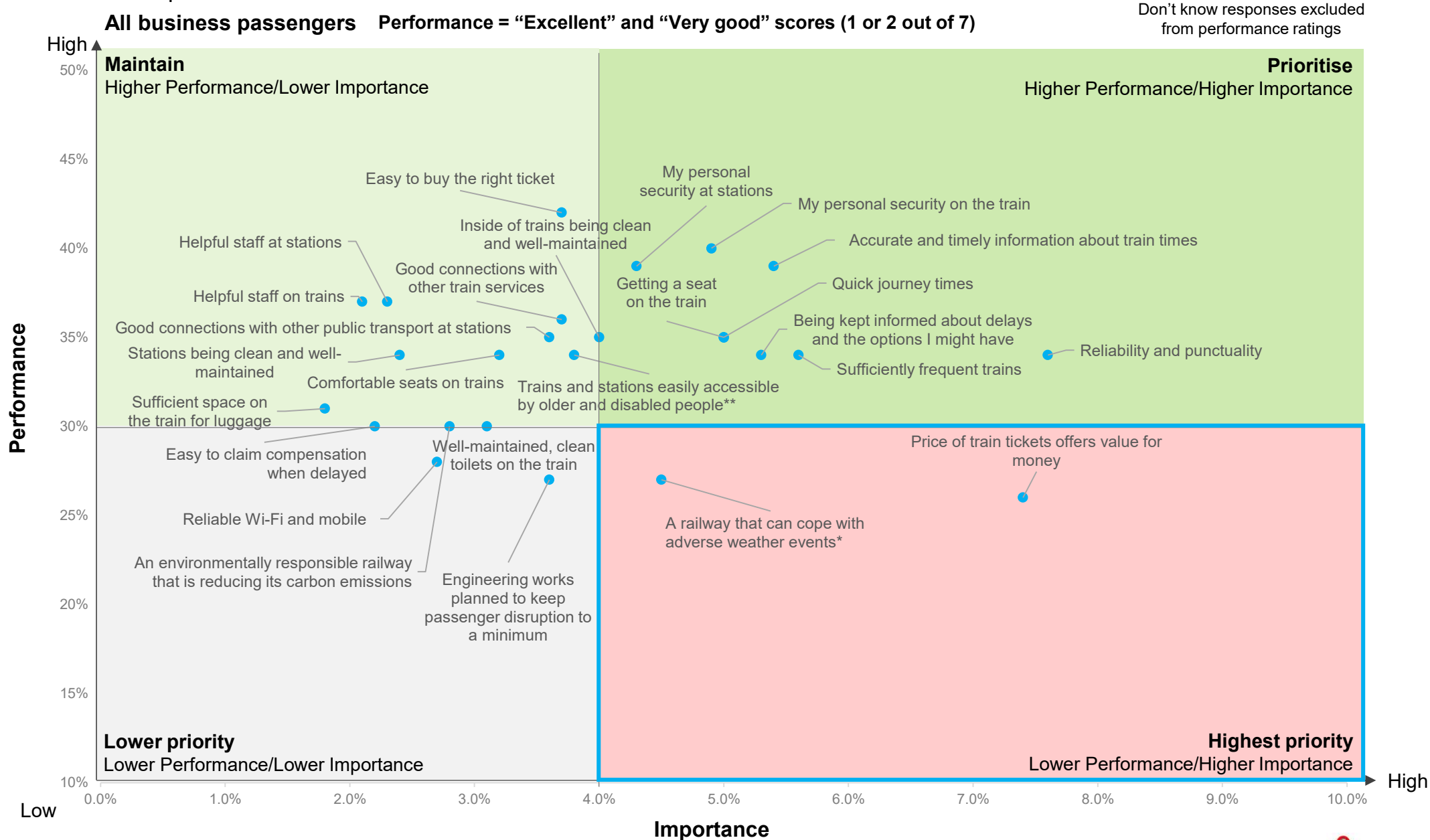


MXD1 Please tell us which of the items are most important to you when travelling by train.
 QB2. Thinking again about the type of journey you make most often, please tell us how you rate the railway's performance on the following
 Base: Commuters (n=2,329)

Expectations exact wording
 * A railway that can cope with adverse weather events e.g. snow, wind, flooding and extreme heat
 ** Trains and stations easily accessible by older and disabled people and those with pushchairs, bicycles, luggage etc.

IMPORTANCE VERSUS PERFORMANCE – BUSINESS PASSENGERS

The features in the pink box are the highest priority as they are the most important and score less well in terms of performance



MXD1 Please tell us which of the items are most important to you when travelling by train.
 QB2. Thinking again about the type of journey you make most often, please tell us how you rate the railway's performance on the following
 Base: Business passengers (n=2,323)

Expectations exact wording

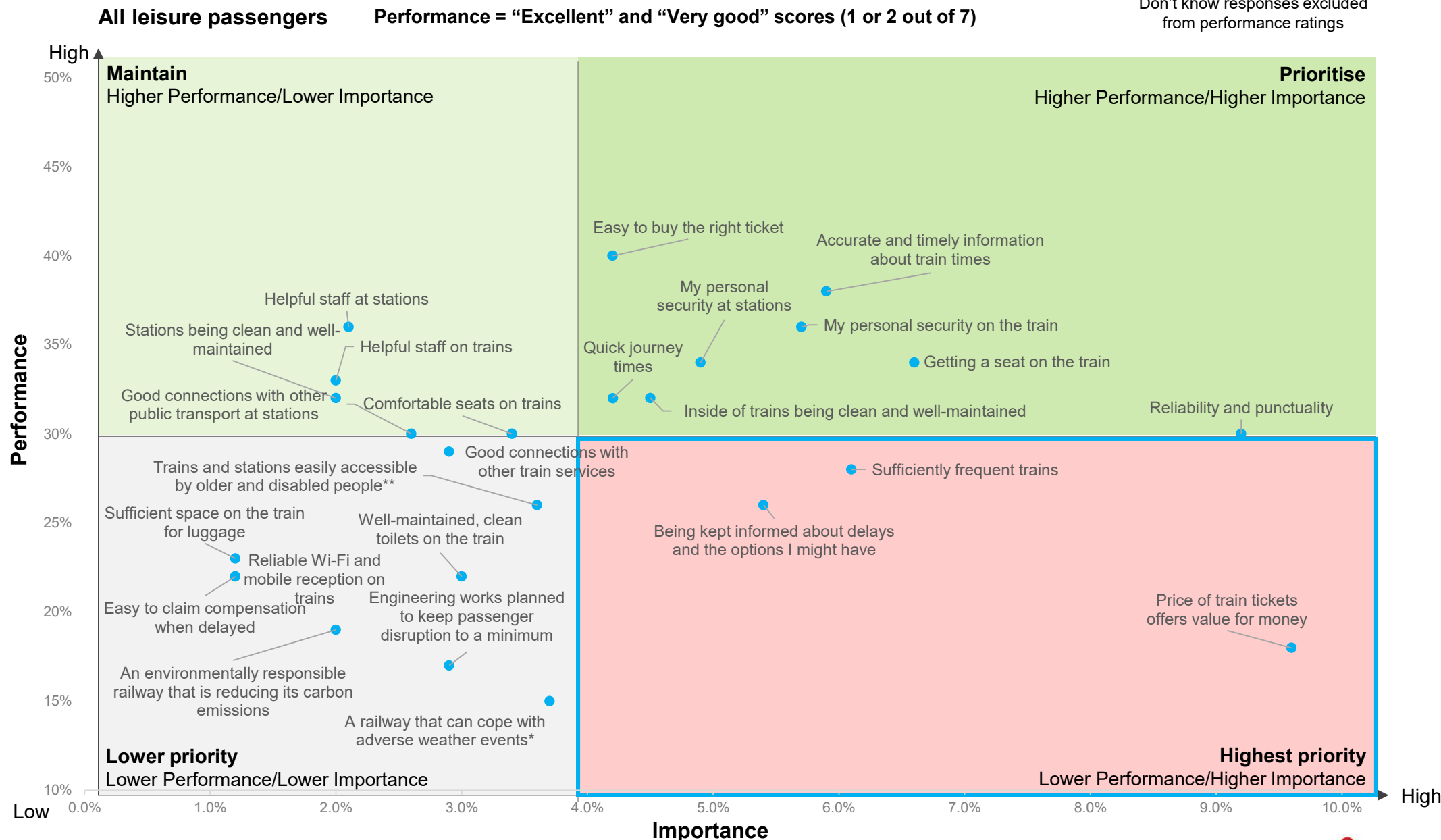
* A railway that can cope with adverse weather events e.g. snow, wind, flooding and extreme heat

** Trains and stations easily accessible by older and disabled people and those with pushchairs, bicycles, luggage etc.

IMPORTANCE VERSUS PERFORMANCE – LEISURE PASSENGERS

The features in the pink box are the highest priority as they are the most important and score less well in terms of performance

Don't know responses excluded from performance ratings



MXD1 Please tell us which of the items are most important to you when travelling by train.

QB2. Thinking again about the type of journey you make most often, please tell us how you rate the railway's performance on the following
Base: Leisure passengers (n=5,576)

Expectations exact wording

* A railway that can cope with adverse weather events e.g. snow, wind, flooding and extreme heat

** Trains and stations easily accessible by older and disabled people and those with pushchairs, bicycles, luggage etc.

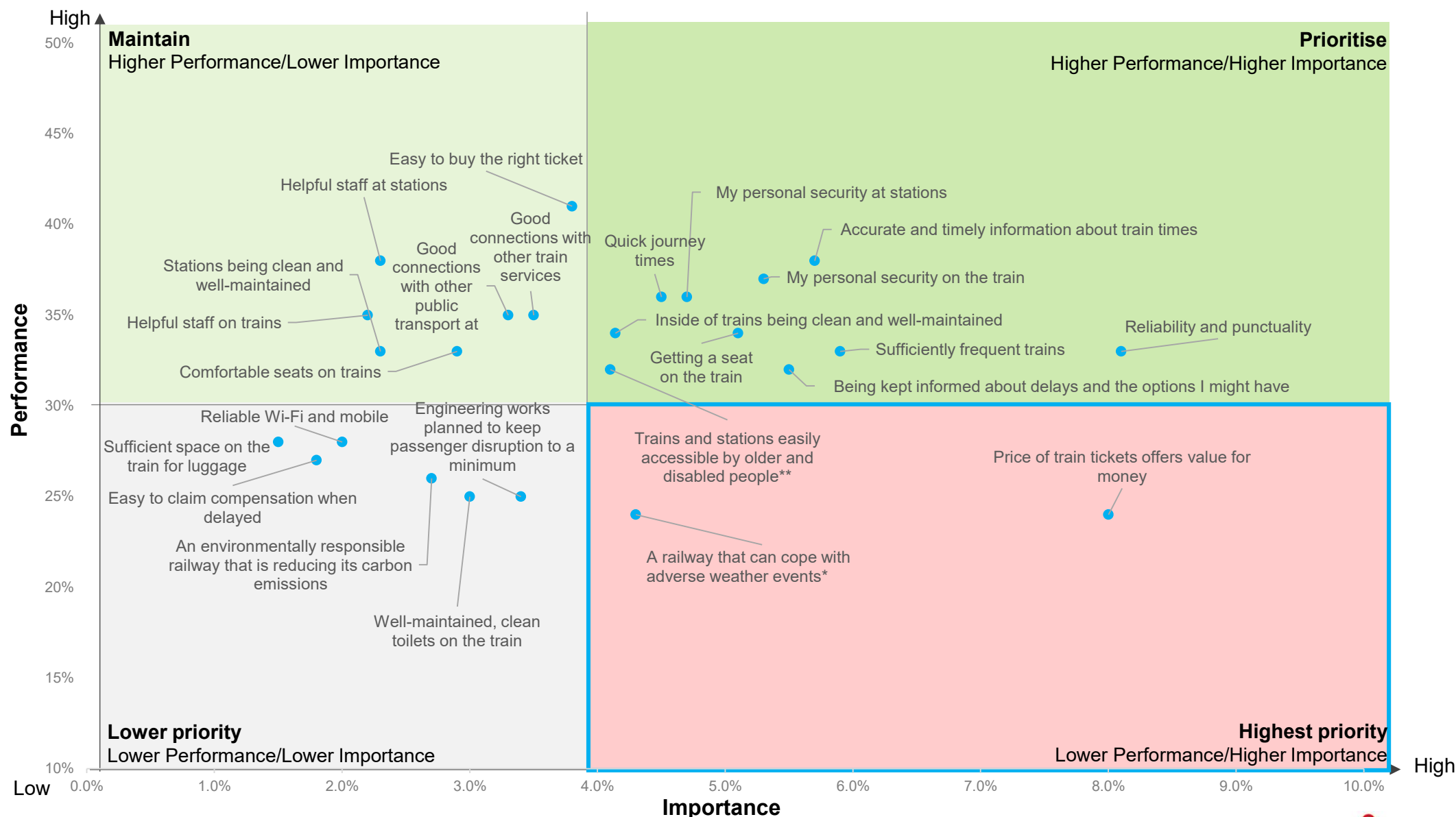
IMPORTANCE VERSUS PERFORMANCE – PERSONAL BUSINESS

The features in the pink box are the highest priority as they are the most important and score less well in terms of performance

All personal business passengers

Performance = “Excellent” and “Very good” scores (1 or 2 out of 7)

Don't know responses excluded from performance ratings



MXD1 Please tell us which of the items are most important to you when travelling by train
 QB2. Thinking again about the type of journey you make most often, please tell us how you rate the railway's performance on the following
 Base: Personal Business passengers (n=2,337)

Expectations exact wording

* A railway that can cope with adverse weather events e.g. snow, wind, flooding and extreme heat

** Trains and stations easily accessible by older and disabled people and those with pushchairs, bicycles, luggage etc.

- ENJOYMENT OF RAIL
- PERFORMANCE RATING BY TIME SINCE PREVIOUS JOURNEY
- TICKET PURCHASE METHOD
- TICKET TYPE
- CLASS OF TRAVEL
- JOURNEY LENGTH
- GROUP TRAVEL
- TRAVELLING WITH PERSONAL TRANSPORTATION, LUGGAGE AND HELPERS
- ALTERNATIVE TRANSPORTATION METHODS TO RAIL



ENJOYMENT AND PERFORMANCE OF RAIL

Enjoyment of using the railway has dipped since the pandemic. Now around half say that they enjoy travelling by train compared with more than three in five prior to the pandemic

It is also evident that the rating of most aspects of the Railway's performance decreases as the time from the previous journey increases

PURCHASE METHOD

The way in which **passengers purchase their tickets** (e.g. via websites, apps and in-person) does not have a huge influence over what matters to them

Although those purchasing their ticket by phone are less likely to rate value for money and reliability as highly important

TICKET TYPE

The type of ticket purchased is reflected in passengers' needs. **Off-peak and Advance** ticket passengers place more importance on value for money and reliability

In contrast, what matters to **season ticket holders** is more likely to include factors such as the timing of engineering works, the ability for the railway to cope in adverse weather and good connections with other services

CLASS OF TRAVEL

First Class passengers are looking beyond value for money and reliability, to seating and the cleanliness of trains and toilets

In some respects, however, the journey purpose is more important than the class of travel, for example, quick journey times for Business travellers

JOURNEY LENGTH

In addition to the value for money of the ticket and reliability of the service – both of which are very important, what matters to **passengers on longer journeys** is more likely than average to concern comfort and the train environment

For example, getting a seat, comfortable seating, well-maintained trains and clean train toilets are all more important for those on long journeys

GROUP TRAVEL

Those travelling in **family** groups are more likely than average to think personal security is important

Whereas for **couples**, the availability and comfort of seating is more important

The accessibility of the railway is more important than average to those travelling in **groups** – whether as a family or otherwise

TRAVELLING WITH PERSONAL TRANSPORTATION, LUGGAGE AND HELPERS

Accessibility of trains and stations is particularly important for those with buggies or push chairs, helpers or wheelchairs – they place lower importance on quick journey times

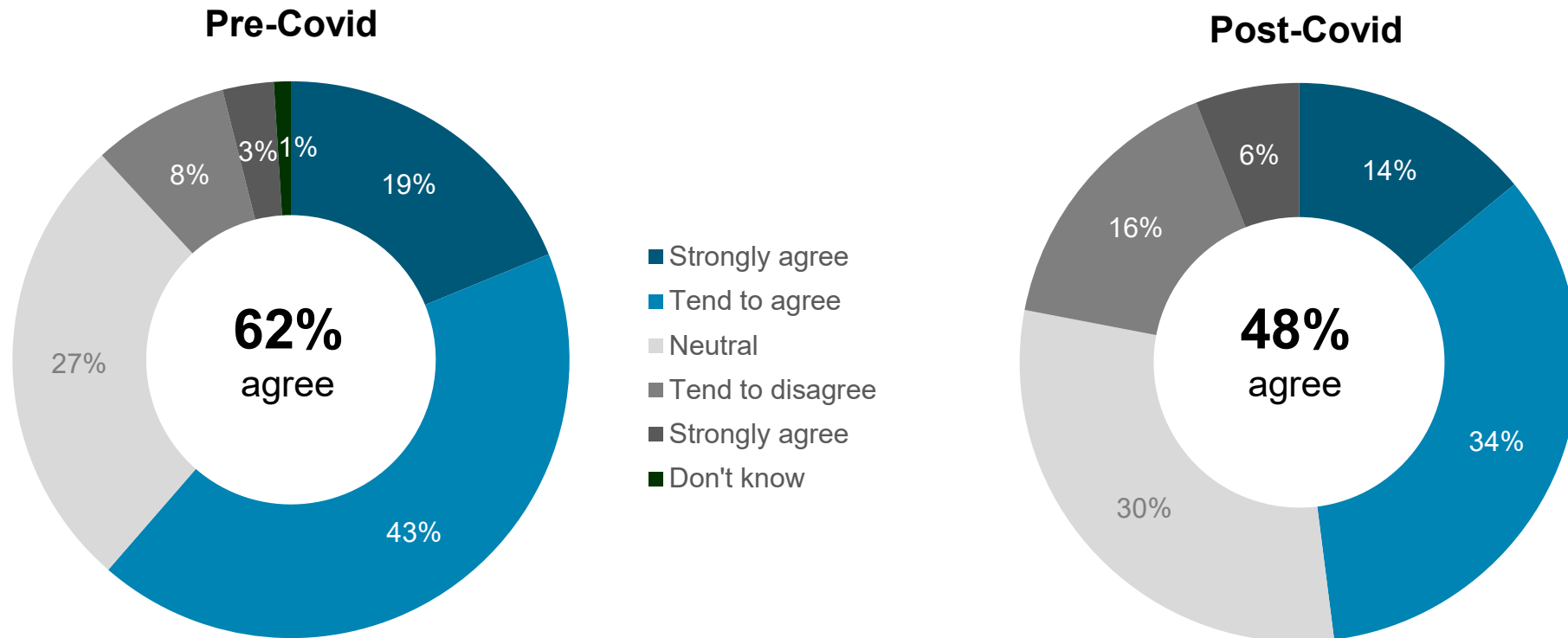
Personal security is also more of a concern than average for those with buggies and push chairs

ALTERNATIVES TO RAIL

Those passengers with **no alternative to the train for getting to their destination** have expectations that broadly reflect the average – with slightly higher importance placed on value for money, reliability and getting a seat

ENJOYMENT IN USING THE TRAIN HAS DIPPED SINCE THE PANDEMIC

AGREEMENT WITH “I ENJOY TRAVELLING BY TRAIN AND LIKE TO USE THE RAILWAY AS MUCH AS POSSIBLE”



Those passengers who enjoyed rail the most pre-pandemic tend to still really enjoy it, e.g. frequent train passengers, First Class passengers, those with a bike on the train

QA3.1. Firstly, prior to the Coronavirus pandemic at the start of 2020, to what extent would you have agreed or disagreed with the following statement. I enjoy travelling by train, and like to use the railway as much as possible: We are interested in your overall attitude towards using trains prior to the Coronavirus pandemic and today - regardless of the number of times that you actually travel.

QA3.2. And, secondly, how much would you agree with the same statement today? I enjoy travelling by train, and like to use the railway as much as possible: We are interested in your overall attitude towards using trains prior to the Coronavirus pandemic and today - regardless of the number of times that you actually travel.

Base: All passengers, including lapsed passengers (n=15,226)

PERCEIVED PERFORMANCE OF THE RAILWAY DECREASES AS THE TIME FROM A PREVIOUS JOURNEY INCREASES

IN MOST CASES THERE IS AROUND A 10% POINT DECLINE IN EXCELLENT AND VERY GOOD SCORES BETWEEN THOSE TRAVELLING IN THE LAST WEEK VERSUS 7-12 MONTHS AGO

Ranked High-Low importance for all current passengers

Passengers rating the Railway as “Excellent” or “Very good” (on 7 point scale)

| | All | In last week | In last month | 2-3 months | 4-6 months | 7-12 months |
|--|--------|--------------|---------------|------------|------------|-------------|
| Price of train tickets offers value for money | 21% | 26% | 21% | 19% | 18% | 17% |
| Reliability and punctuality | 31% | 35% | 32% | 29% | 30% | 27% |
| Sufficiently frequent trains | 31% | 35% | 32% | 29% | 26% | 25% |
| Getting a seat on the train | 34% | 37% | 34% | 31% | 31% | 31% |
| Accurate and timely information about train times | 37% | 41% | 38% | 36% | 34% | 32% |
| My personal security on the train | 36% | 40% | 38% | 36% | 33% | 29% |
| Being kept informed about delays and the options I might have | 29% | 34% | 30% | 28% | 27% | 22% |
| My personal security at stations | 35% | 39% | 37% | 33% | 31% | 31% |
| Quick journey times | 34% | 37% | 35% | 33% | 28% | 29% |
| Inside of trains being clean and well-maintained | 33% | 36% | 35% | 31% | 29% | 28% |
| A railway that can cope with adverse weather events* | 19% | 25% | 21% | 18% | 17% | 16% |
| Easy to buy the right ticket | 40% | 44% | 43% | 39% | 37% | 36% |
| Trains and stations easily accessible by older and disabled people** | 27% | 34% | 29% | 27% | 25% | 25% |
| Comfortable seats on trains | 31% | 34% | 33% | 30% | 28% | 27% |
| Good connections with other train services | 30% | 36% | 34% | 30% | 28% | 24% |
| Engineering works planned to keep passenger disruption to a minimum | 20% | 26% | 22% | 20% | 19% | 18% |
| Well-maintained, clean toilets on the train | 22% | 29% | 25% | 23% | 22% | 22% |
| Good connections with other public transport at stations | 31% | 38% | 33% | 31% | 29% | 26% |
| An environmentally responsible railway that is reducing its carbon emissions | 19% | 29% | 24% | 21% | 21% | 19% |
| Helpful staff at stations | 35% | 39% | 37% | 35% | 35% | 32% |
| Stations being clean and well-maintained | 33% | 37% | 33% | 30% | 32% | 29% |
| Helpful staff on trains | 33% | 34% | 36% | 34% | 32% | 31% |
| Reliable Wi-Fi and mobile reception on trains | 22% | 28% | 23% | 22% | 24% | 22% |
| Easy to claim compensation when delayed | 18% | 29% | 26% | 24% | 21% | 21% |
| Sufficient space on the train for luggage | 25% | 30% | 27% | 23% | 22% | 23% |
| Base | 12,565 | 3,803 | 3,783 | 2,566 | 1,213 | 1,167 |

Don't know responses excluded

THE TYPE OF TICKET USED IS REFLECTED IN PASSENGER NEEDS – OFF-PEAK AND ADVANCE TICKET PURCHASERS ARE CONCERNED ABOUT VALUE FOR MONEY AND SEATING. FLEXI AND ANNUAL SEASON TICKET HOLDERS HAVE A BROADER RANGE OF NEEDS

Ranked High-Low importance for all current passengers

| Type of ticket generally used for most frequent journey | All | Anytime Single/Return | Off-Peak/ Super Off-Peak | Advance | Pay As You Go (PAYG) | Day Travelcard | Weekly/ monthly season ticket | Flexi season ticket | Annual season ticket | Free travel pass |
|--|--------|-----------------------|--------------------------|---------|----------------------|----------------|-------------------------------|---------------------|----------------------|------------------|
| Price of train tickets offers value for money | 215 | 210 | 244 | 237 | 185 | 207 | 186 | 168 | 170 | 145 |
| Reliability and punctuality | 213 | 207 | 231 | 216 | 197 | 200 | 192 | 161 | 190 | 236 |
| Sufficiently frequent trains | 148 | 144 | 157 | 136 | 149 | 142 | 146 | 124 | 143 | 186 |
| Accurate and timely information about train times | 143 | 145 | 146 | 135 | 143 | 140 | 138 | 122 | 142 | 151 |
| Getting a seat on the train | 143 | 132 | 167 | 178 | 106 | 127 | 111 | 96 | 112 | 144 |
| My personal security on the train | 136 | 142 | 134 | 123 | 143 | 137 | 123 | 111 | 120 | 154 |
| Being kept informed about delays and the options I might have | 135 | 138 | 134 | 132 | 138 | 134 | 136 | 133 | 139 | 136 |
| My personal security at stations | 118 | 125 | 113 | 103 | 130 | 121 | 110 | 100 | 108 | 135 |
| Quick journey times | 112 | 110 | 111 | 106 | 126 | 113 | 115 | 110 | 121 | 128 |
| Inside of trains being clean and well-maintained | 107 | 106 | 110 | 108 | 99 | 108 | 98 | 98 | 96 | 113 |
| A railway that can cope with adverse weather events* | 104 | 103 | 98 | 93 | 114 | 104 | 119 | 121 | 125 | 117 |
| Easy to buy the right ticket | 98 | 100 | 105 | 109 | 80 | 100 | 91 | 96 | 78 | 55 |
| Trains and stations easily accessible by older and disabled people** | 94 | 100 | 85 | 81 | 101 | 100 | 105 | 110 | 99 | 103 |
| Good connections with other train services | 81 | 82 | 74 | 76 | 97 | 81 | 93 | 100 | 95 | 89 |
| Engineering works planned to keep passenger disruption to a minimum | 80 | 79 | 77 | 74 | 91 | 85 | 99 | 97 | 97 | 80 |
| Comfortable seats on trains | 80 | 76 | 86 | 97 | 65 | 74 | 74 | 68 | 73 | 79 |
| Good connections with other public transport at stations | 76 | 77 | 66 | 67 | 97 | 75 | 90 | 98 | 94 | 88 |
| Well-maintained, clean toilets on the train | 75 | 76 | 72 | 83 | 65 | 79 | 72 | 83 | 77 | 70 |
| An environmentally responsible railway that is reducing its carbon emissions | 60 | 61 | 51 | 53 | 72 | 62 | 67 | 102 | 69 | 63 |
| Helpful staff at stations | 56 | 58 | 50 | 52 | 55 | 60 | 58 | 65 | 62 | 54 |
| Stations being clean and well-maintained | 54 | 56 | 48 | 48 | 60 | 60 | 62 | 67 | 63 | 55 |
| Helpful staff on trains | 52 | 54 | 46 | 53 | 50 | 56 | 55 | 61 | 58 | 48 |
| Reliable Wi-Fi and mobile reception on trains | 44 | 46 | 34 | 48 | 53 | 53 | 60 | 72 | 60 | 25 |
| Easy to claim compensation when delayed | 40 | 39 | 33 | 45 | 47 | 45 | 56 | 72 | 60 | 21 |
| Sufficient space on the train for luggage | 36 | 36 | 30 | 46 | 36 | 36 | 44 | 65 | 48 | 24 |
| Base | 12,565 | 4,478 | 3,849 | 1,053 | 1,019 | 738 | 378 | 127 | 215 | 356 |

Expectations exact wording

* A railway that can cope with adverse weather events e.g. snow, wind, flooding and extreme heat

** Trains and stations easily accessible by older and disabled people and those with pushchairs, bicycles, luggage etc.

THERE ARE FEW MAJOR DIFFERENCES IN THE NEEDS OF PASSENGERS DEPENDING ON HOW THEY PURCHASE THEIR TICKETS. HOWEVER, THOSE USING THE PHONE ARE LESS LIKELY TO PRIORITISE VALUE FOR MONEY AND RELIABILITY, WHILST THOSE BOOKING ONLINE PLACE HIGH IMPORTANCE ON GETTING A SEAT

Ranked High-Low importance for all current passengers

| Most common way of purchasing a ticket | All | Website | App | Phone | In advance at station | At the station on the day | Onboard the train | Other |
|--|-------------|---------|-------|-------|-----------------------|---------------------------|-------------------|-------|
| | | | | | | | | |
| Price of train tickets offers value for money | 215 | 222 | 215 | 159 | 208 | 224 | 199 | 166 |
| Reliability and punctuality | 213 | 213 | 204 | 152 | 202 | 230 | 206 | 209 |
| Sufficiently frequent trains | 148 | 143 | 142 | 113 | 141 | 166 | 152 | 152 |
| Accurate and timely information about train times | 143 | 139 | 142 | 126 | 139 | 152 | 139 | 141 |
| Getting a seat on the train | 143 | 157 | 131 | 102 | 143 | 139 | 136 | 143 |
| My personal security on the train | 136 | 132 | 133 | 131 | 128 | 147 | 133 | 136 |
| Being kept informed about delays and the options I might have | 135 | 133 | 140 | 131 | 130 | 138 | 135 | 133 |
| My personal security at stations | 118 | 113 | 117 | 118 | 110 | 128 | 119 | 119 |
| Quick journey times | 112 | 112 | 110 | 101 | 109 | 116 | 109 | 121 |
| Inside of trains being clean and well-maintained | 107 | 107 | 102 | 99 | 111 | 108 | 107 | 111 |
| A railway that can cope with adverse weather events* | 104 | 102 | 106 | 113 | 98 | 104 | 100 | 111 |
| Easy to buy the right ticket | 98 | 101 | 99 | 98 | 105 | 95 | 95 | 79 |
| Trains and stations easily accessible by older and disabled people** | 94 | 90 | 92 | 124 | 101 | 96 | 108 | 98 |
| Good connections with other train services | 81 | 79 | 86 | 94 | 82 | 79 | 80 | 86 |
| Engineering works planned to keep passenger disruption to a minimum | 80 | 79 | 83 | 89 | 75 | 80 | 83 | 81 |
| Comfortable seats on trains | 80 | 87 | 75 | 72 | 86 | 72 | 79 | 87 |
| Good connections with other public transport at stations | 76 | 73 | 80 | 94 | 80 | 73 | 72 | 81 |
| Well-maintained, clean toilets on the train | 75 | 78 | 74 | 84 | 83 | 67 | 79 | 78 |
| An environmentally responsible railway that is reducing its carbon emissions | 60 | 58 | 65 | 84 | 63 | 54 | 64 | 62 |
| Helpful staff at stations | 56 | 53 | 56 | 77 | 66 | 53 | 60 | 62 |
| Stations being clean and well-maintained | 54 | 53 | 55 | 69 | 59 | 51 | 60 | 61 |
| Helpful staff on trains | 52 | 50 | 52 | 75 | 63 | 47 | 57 | 57 |
| Reliable Wi-Fi and mobile reception on trains | 44 | 47 | 53 | 70 | 42 | 31 | 48 | 47 |
| Easy to claim compensation when delayed | 40 | 41 | 49 | 64 | 38 | 29 | 43 | 41 |
| Sufficient space on the train for luggage | 36 | 39 | 41 | 60 | 38 | 23 | 38 | 40 |
| | Base 12,565 | 4,712 | 2,590 | 446 | 732 | 3,344 | 246 | 495 |

Disabled passengers are slightly more likely to use an app to purchase their tickets and less likely to book in person

FIRST CLASS TRAVELLERS TEND TO HAVE A BROADER SET OF NEEDS OUTSIDE OF VALUE FOR MONEY AND RELIABILITY AND PUNCTUALITY

GETTING A SEAT, AND CLEAN AND WELL-MAINTAINED TRAINS ARE PARTICULARLY IMPORTANT TO FIRST CLASS LEISURE PASSENGERS

| Most common class of travel for most frequent journey | | Ranked High-Low importance for all current passengers | | | | | | | | |
|---|--|---|-------------|----------------|-------------|----------------|-------------|-------------------|-------------|-----|
| | | Commuters | | Business | | Leisure | | Personal Business | | |
| The First class passengers are more likely to be older, more male and AB social grade | All | Standard class | First class | Standard class | First class | Standard class | First class | Standard class | First class | |
| | | | | | | | | | | |
| | Price of train tickets offers value for money | 215 | 210 | 162 | 195 | 155 | 243 | 216 | 208 | 187 |
| | Reliability and punctuality | 213 | 210 | 171 | 200 | 183 | 233 | 224 | 210 | 189 |
| | Sufficiently frequent trains | 148 | 153 | 127 | 148 | 127 | 155 | 137 | 153 | 123 |
| | Accurate and timely information about train times | 143 | 145 | 112 | 140 | 127 | 148 | 122 | 148 | 123 |
| | Getting a seat on the train | 143 | 128 | 126 | 128 | 132 | 165 | 199 | 130 | 141 |
| | My personal security on the train | 136 | 137 | 123 | 123 | 116 | 145 | 125 | 135 | 111 |
| | Being kept informed about delays and the options I might have | 135 | 140 | 103 | 135 | 127 | 138 | 113 | 138 | 117 |
| | My personal security at stations | 118 | 123 | 109 | 108 | 105 | 123 | 104 | 118 | 98 |
| | Quick journey times | 112 | 117 | 103 | 128 | 123 | 106 | 98 | 115 | 105 |
| | Inside of trains being clean and well-maintained | 107 | 102 | 112 | 98 | 106 | 112 | 134 | 102 | 110 |
| | A railway that can cope with adverse weather events* | 104 | 113 | 116 | 115 | 115 | 93 | 95 | 108 | 104 |
| | Easy to buy the right ticket | 98 | 93 | 89 | 95 | 80 | 104 | 98 | 93 | 101 |
| | Trains and stations easily accessible by older and disabled people** | 94 | 95 | 116 | 93 | 88 | 91 | 75 | 100 | 111 |
| | Good connections with other train services | 81 | 85 | 89 | 93 | 91 | 72 | 68 | 89 | 85 |
| | Engineering works planned to keep passenger disruption to a minimum | 80 | 86 | 92 | 89 | 93 | 73 | 68 | 83 | 87 |
| | Comfortable seats on trains | 80 | 70 | 90 | 78 | 101 | 85 | 127 | 72 | 102 |
| | Good connections with other public transport at stations | 76 | 81 | 84 | 90 | 85 | 65 | 57 | 83 | 77 |
| | Well-maintained, clean toilets on the train | 75 | 70 | 97 | 75 | 86 | 73 | 100 | 73 | 88 |
| | An environmentally responsible railway that is reducing its carbon emissions | 60 | 63 | 75 | 65 | 75 | 50 | 41 | 63 | 68 |
| | Helpful staff at stations | 56 | 55 | 68 | 53 | 65 | 53 | 58 | 55 | 66 |
| | Stations being clean and well-maintained | 54 | 55 | 67 | 55 | 67 | 48 | 58 | 55 | 62 |
| | Helpful staff on trains | 52 | 53 | 68 | 50 | 64 | 49 | 61 | 50 | 65 |
| | Reliable Wi-Fi and mobile reception on trains | 44 | 45 | 79 | 63 | 79 | 30 | 41 | 45 | 67 |
| Easy to claim compensation when delayed | 40 | 45 | 55 | 53 | 57 | 28 | 35 | 40 | 59 | |
| Sufficient space on the train for luggage | 36 | 33 | 67 | 43 | 54 | 28 | 46 | 35 | 54 | |
| Base | | 12,565 | 2,098 | 60 | 1,793 | 191 | 5,216 | 211 | 1,994 | 108 |
| Note: small base for First class Commuters | | | | | | | | | | |

Note: small base for First class Commuters

WHAT MATTERS BY JOURNEY LENGTH AND ABILITY TO WORK FROM HOME

THE IMPORTANCE OF VALUE FOR MONEY AND RELIABILITY INCREASES WITH THE LENGTH OF THE JOURNEY, AS DOES GETTING A SEAT ON A TRAIN. SIMILARLY, THOSE COMMUTERS WHO HAVE NO OPTION BUT TO GO INTO WORK ARE MORE FOCUSED ON RELIABILITY AND VALUE FOR MONEY THAN THOSE WHO HAVE A CHOICE

Ranked High-Low importance for all current passengers

| | All | Journey length | | | | | Commuters with the option to work form home if necessary | |
|--|-----|----------------|------------|------------|---------------------|--------|--|-----|
| | | Up to 20 mins | 20-29 mins | 30-59 mins | 1 hr - 1 hr 59 mins | 2+ hrs | Yes | No |
| Price of train tickets offers value for money | 215 | 188 | 202 | 217 | 236 | 243 | 178 | 218 |
| Reliability and punctuality | 213 | 194 | 205 | 216 | 224 | 225 | 172 | 217 |
| Sufficiently frequent trains | 148 | 147 | 150 | 152 | 149 | 136 | 130 | 155 |
| Accurate and timely information about train times | 143 | 143 | 144 | 145 | 142 | 135 | 127 | 154 |
| Getting a seat on the train | 143 | 116 | 126 | 138 | 165 | 194 | 125 | 146 |
| My personal security on the train | 136 | 135 | 137 | 141 | 135 | 123 | 123 | 141 |
| Being kept informed about delays and the options I might have | 135 | 140 | 134 | 136 | 134 | 131 | 110 | 126 |
| My personal security at stations | 118 | 120 | 122 | 123 | 114 | 102 | 119 | 118 |
| Quick journey times | 112 | 113 | 117 | 114 | 109 | 101 | 118 | 116 |
| Inside of trains being clean and well-maintained | 107 | 104 | 105 | 106 | 109 | 113 | 112 | 117 |
| A railway that can cope with adverse weather events* | 104 | 110 | 104 | 105 | 99 | 97 | 106 | 101 |
| Easy to buy the right ticket | 98 | 95 | 98 | 96 | 103 | 98 | 104 | 87 |
| Trains and stations easily accessible by older and disabled people** | 94 | 104 | 98 | 94 | 89 | 85 | 88 | 91 |
| Good connections with other train services | 81 | 86 | 84 | 82 | 77 | 76 | 90 | 90 |
| Engineering works planned to keep passenger disruption to a minimum | 80 | 85 | 81 | 82 | 78 | 70 | 92 | 87 |
| Comfortable seats on trains | 80 | 73 | 73 | 76 | 86 | 106 | 86 | 85 |
| Good connections with other public transport at stations | 76 | 83 | 80 | 77 | 70 | 63 | 84 | 67 |
| Well-maintained, clean toilets on the train | 75 | 75 | 73 | 73 | 74 | 86 | 80 | 65 |
| An environmentally responsible railway that is reducing its carbon emissions | 60 | 71 | 66 | 58 | 52 | 46 | 75 | 59 |
| Helpful staff at stations | 56 | 62 | 59 | 54 | 52 | 50 | 66 | 57 |
| Stations being clean and well-maintained | 54 | 61 | 58 | 53 | 49 | 47 | 70 | 52 |
| Helpful staff on trains | 52 | 58 | 55 | 50 | 48 | 49 | 63 | 51 |
| Reliable Wi-Fi and mobile reception on trains | 44 | 50 | 48 | 42 | 40 | 42 | 68 | 38 |
| Easy to claim compensation when delayed | 40 | 47 | 44 | 37 | 35 | 39 | 66 | 34 |
| Sufficient space on the train for luggage | 36 | 40 | 37 | 33 | 30 | 45 | 49 | 29 |
| Base 12,565 | | 2,094 | 2,474 | 4,237 | 2,546 | 1,214 | 186 | 482 |

PERSONAL SECURITY AND ACCESSIBILITY ARE MORE IMPORTANT TO FAMILY GROUPS, WHILE SUFFICIENT AND COMFORTABLE SEATING MATTERS MORE FOR COUPLES

Ranked High-Low importance for all current passengers

| How passengers tend to travel | All | Alone | As a couple | As a family | In a group (not family) |
|--|--------|-------|-------------|-------------|-------------------------|
| Price of train tickets offers value for money | 215 | 206 | 215 | 208 | 190 |
| Reliability and punctuality | 213 | 207 | 214 | 200 | 186 |
| Sufficiently frequent trains | 148 | 149 | 150 | 136 | 131 |
| Accurate and timely information about train times | 143 | 142 | 141 | 140 | 138 |
| Getting a seat on the train | 143 | 134 | 151 | 127 | 121 |
| My personal security on the train | 136 | 131 | 134 | 146 | 134 |
| Being kept informed about delays and the options I might have | 135 | 135 | 133 | 135 | 137 |
| My personal security at stations | 118 | 114 | 116 | 129 | 120 |
| Quick journey times | 112 | 118 | 112 | 106 | 106 |
| Inside of trains being clean and well-maintained | 107 | 103 | 108 | 107 | 104 |
| A railway that can cope with adverse weather events* | 104 | 109 | 101 | 105 | 111 |
| Easy to buy the right ticket | 98 | 95 | 98 | 96 | 99 |
| Trains and stations easily accessible by older and disabled people* | 94 | 94 | 89 | 111 | 108 |
| Good connections with other train services | 81 | 87 | 81 | 82 | 85 |
| Engineering works planned to keep passenger disruption to a minimum | 80 | 85 | 81 | 81 | 85 |
| Comfortable seats on trains | 80 | 77 | 85 | 74 | 74 |
| Good connections with other public transport at stations | 76 | 81 | 75 | 77 | 81 |
| Well-maintained, clean toilets on the train | 75 | 74 | 75 | 78 | 79 |
| An environmentally responsible railway that is reducing its carbon emissions | 60 | 64 | 61 | 65 | 73 |
| Helpful staff at stations | 56 | 56 | 55 | 58 | 65 |
| Stations being clean and well-maintained | 54 | 55 | 54 | 58 | 62 |
| Helpful staff on trains | 52 | 52 | 52 | 54 | 60 |
| Reliable Wi-Fi and mobile reception on trains | 44 | 50 | 44 | 49 | 55 |
| Easy to claim compensation when delayed | 40 | 45 | 40 | 41 | 50 |
| Sufficient space on the train for luggage | 36 | 38 | 37 | 38 | 45 |
| Base | 12,565 | 9,177 | 4,547 | 3,788 | 2,994 |

EXPECTATIONS OF THOSE TRAVELLING WITH PERSONAL TRANSPORTATION, LUGGAGE, DOGS AND HELPERS

ACCESSIBILITY AND PERSONAL SECURITY ARE PARTICULARLY IMPORTANT FOR THOSE WITH BUGGIES OR PUSH CHAIRS, AND ACCESSIBILITY FOR THOSE WITH HELPERS OR WHEELCHAIRS

Ranked High-Low importance for all current passengers

| | All | Travelling with | | | | | | |
|--|--------|-------------------------------|--------|----------------------|-------------|---------|-----|-----------|
| | | Mobility scooter/ wheel chair | Helper | Heavy/ bulky luggage | Buggy/ pram | Bicycle | Dog | E-scooter |
| Price of train tickets offers value for money | 215 | 154 | 166 | 218 | 208 | 173 | 181 | 140 |
| Reliability and punctuality | 213 | 145 | 154 | 213 | 198 | 170 | 180 | 139 |
| Sufficiently frequent trains | 148 | 103 | 106 | 145 | 133 | 130 | 132 | 108 |
| Accurate and timely information about train times | 143 | 109 | 108 | 143 | 141 | 125 | 131 | 113 |
| Getting a seat on the train | 143 | 115 | 144 | 146 | 112 | 107 | 117 | 95 |
| My personal security on the train | 136 | 123 | 131 | 133 | 154 | 119 | 130 | 127 |
| Being kept informed about delays and the options I might have | 135 | 117 | 115 | 139 | 144 | 124 | 131 | 123 |
| My personal security at stations | 118 | 112 | 118 | 114 | 137 | 107 | 116 | 119 |
| Quick journey times | 112 | 82 | 80 | 107 | 97 | 109 | 107 | 105 |
| Inside of trains being clean and well-maintained | 107 | 101 | 104 | 102 | 102 | 102 | 103 | 107 |
| A railway that can cope with adverse weather events* | 104 | 105 | 97 | 104 | 107 | 111 | 110 | 126 |
| Easy to buy the right ticket | 98 | 92 | 99 | 92 | 89 | 92 | 101 | 96 |
| Trains and stations easily accessible by older and disabled people** | 94 | 160 | 151 | 97 | 151 | 104 | 102 | 126 |
| Good connections with other train services | 81 | 85 | 85 | 86 | 81 | 97 | 88 | 91 |
| Engineering works planned to keep passenger disruption to a minimum | 80 | 86 | 79 | 81 | 79 | 94 | 87 | 87 |
| Comfortable seats on trains | 80 | 82 | 92 | 79 | 60 | 76 | 78 | 80 |
| Good connections with other public transport at stations | 76 | 85 | 84 | 79 | 77 | 93 | 86 | 89 |
| Well-maintained, clean toilets on the train | 75 | 95 | 94 | 75 | 75 | 87 | 84 | 89 |
| An environmentally responsible railway that is reducing its carbon emissions | 60 | 87 | 79 | 58 | 64 | 88 | 76 | 94 |
| Helpful staff at stations | 56 | 97 | 84 | 53 | 62 | 68 | 67 | 74 |
| Stations being clean and well-maintained | 54 | 72 | 68 | 50 | 55 | 69 | 64 | 80 |
| Helpful staff on trains | 52 | 94 | 81 | 50 | 56 | 65 | 63 | 71 |
| Reliable Wi-Fi and mobile reception on trains | 44 | 64 | 64 | 46 | 41 | 66 | 63 | 87 |
| Easy to claim compensation when delayed | 40 | 63 | 56 | 41 | 36 | 60 | 54 | 64 |
| Sufficient space on the train for luggage | 36 | 69 | 59 | 48 | 41 | 61 | 50 | 69 |
| Base | 12,565 | 329 | 309 | 3,497 | 1,255 | 699 | 721 | 209 |

Expectations exact wording

* A railway that can cope with adverse weather events e.g. snow, wind, flooding and extreme heat

** Trains and stations easily accessible by older and disabled people and those with pushchairs, bicycles, luggage etc.

**FOR THOSE WITH ALTERNATIVE WAYS OF GETTING TO THEIR DESTINATION,
VALUE FOR MONEY AND RELIABILITY ARE OFTEN SLIGHTLY LESS IMPORTANT,
WITH THINGS LIKE SEATING, QUICK JOURNEYS, GOOD CONNECTIONS AND
ACCESSIBILITY BECOMING MORE IMPORTANT**

Ranked High-Low importance for all current passengers

| Whether have an alternative mode of transport if unable to travel by train for most frequent journey | All | No alternative | Yes - on foot/walk | Yes - a lift/car share | Yes - a car (as driver) | Yes - bicycle | Yes - motorbike | Yes - bus/coach | Yes - tram/Metro | Yes - Underground | Yes - taxi | Yes - plane |
|--|--------|----------------|--------------------|------------------------|-------------------------|---------------|-----------------|-----------------|------------------|-------------------|------------|-------------|
| Price of train tickets offers value for money | 215 | 225 | 180 | 198 | 229 | 177 | 161 | 215 | 174 | 185 | 193 | 230 |
| Reliability and punctuality | 213 | 219 | 172 | 196 | 226 | 172 | 156 | 220 | 178 | 217 | 204 | 208 |
| Sufficiently frequent trains | 148 | 156 | 126 | 133 | 153 | 128 | 126 | 156 | 132 | 162 | 141 | 125 |
| Accurate and timely information about train times | 143 | 143 | 128 | 141 | 145 | 129 | 117 | 149 | 127 | 150 | 153 | 130 |
| Getting a seat on the train | 143 | 153 | 115 | 132 | 155 | 103 | 102 | 137 | 115 | 119 | 117 | 176 |
| My personal security on the train | 136 | 132 | 130 | 141 | 140 | 123 | 117 | 137 | 125 | 139 | 150 | 104 |
| Being kept informed about delays and the options I might have | 135 | 136 | 128 | 138 | 133 | 129 | 119 | 142 | 129 | 139 | 150 | 126 |
| My personal security at stations | 118 | 113 | 117 | 125 | 120 | 111 | 108 | 119 | 112 | 125 | 133 | 86 |
| Quick journey times | 112 | 118 | 113 | 100 | 114 | 111 | 116 | 108 | 111 | 129 | 105 | 118 |
| Inside of trains being clean and well-maintained | 107 | 100 | 102 | 110 | 111 | 104 | 98 | 104 | 101 | 104 | 108 | 117 |
| A railway that can cope with adverse weather events* | 104 | 107 | 106 | 111 | 98 | 105 | 102 | 107 | 121 | 113 | 111 | 93 |
| Easy to buy the right ticket | 98 | 98 | 104 | 90 | 101 | 97 | 99 | 93 | 93 | 73 | 88 | 103 |
| Trains and stations easily accessible by older and disabled people** | 94 | 88 | 105 | 116 | 86 | 106 | 106 | 101 | 114 | 92 | 110 | 86 |
| Good connections with other train services | 81 | 79 | 90 | 80 | 76 | 99 | 101 | 84 | 93 | 97 | 79 | 75 |
| Engineering works planned to keep passenger disruption to a minimum | 80 | 83 | 85 | 83 | 77 | 86 | 97 | 80 | 92 | 89 | 85 | 81 |
| Comfortable seats on trains | 80 | 82 | 77 | 75 | 84 | 74 | 82 | 74 | 76 | 71 | 67 | 109 |
| Good connections with other public transport at stations | 76 | 73 | 87 | 76 | 69 | 98 | 99 | 79 | 89 | 99 | 74 | 69 |
| Well-maintained, clean toilets on the train | 75 | 70 | 83 | 79 | 74 | 86 | 88 | 71 | 82 | 66 | 76 | 94 |
| An environmentally responsible railway that is reducing its carbon emissions | 60 | 55 | 75 | 70 | 53 | 85 | 80 | 62 | 80 | 61 | 60 | 51 |
| Helpful staff at stations | 56 | 52 | 68 | 62 | 52 | 67 | 75 | 55 | 61 | 53 | 62 | 53 |
| Stations being clean and well-maintained | 54 | 48 | 67 | 60 | 52 | 69 | 69 | 51 | 62 | 56 | 58 | 56 |
| Helpful staff on trains | 52 | 48 | 66 | 57 | 48 | 65 | 76 | 50 | 58 | 46 | 57 | 53 |
| Reliable Wi-Fi and mobile reception on trains | 44 | 43 | 64 | 45 | 39 | 64 | 69 | 38 | 65 | 44 | 44 | 54 |
| Easy to claim compensation when delayed | 40 | 43 | 59 | 43 | 33 | 57 | 70 | 35 | 53 | 38 | 39 | 43 |
| Sufficient space on the train for luggage | 36 | 34 | 52 | 40 | 31 | 55 | 68 | 32 | 58 | 33 | 38 | 62 |
| Base | 12,565 | 1,828 | 1,502 | 1,540 | 5,550 | 524 | 189 | 3,149 | 332 | 560 | 1,047 | 112 |

MXD1 Please tell us which of the items are most important to you when travelling by train.

QD11. If you are unable to travel by train when you take your most frequent trip, do you have an alternative means of making your journey?

Expectations exact wording

* A railway that can cope with adverse weather events e.g. snow, wind, flooding and extreme heat

** Trains and stations easily accessible by older and disabled people and those with pushchairs, bicycles, luggage etc.



SUMMARY OF WHAT MATTERS TO PASSENGERS BY NETWORK RAIL REGION

A PRETTY FLAT PICTURE ACROSS THE REGIONS, ALTHOUGH SEATING IS LESS IMPORTANT IN THE SOUTHERN REGION WHERE JOURNEY TIME IS OF SLIGHTLY HIGHER IMPORTANCE

Ranked High-Low importance for all current passengers

| | Network Rail Region | | | | | |
|--|---------------------|---------|----------------------|--------------------|----------|-----------------|
| | All | Eastern | North West & Central | Scotland's Railway | Southern | Wales & Western |
| Price of train tickets offers value for money | 215 | 223 | 210 | 222 | 208 | 218 |
| Reliability and punctuality | 213 | 214 | 211 | 214 | 214 | 213 |
| Sufficiently frequent trains | 148 | 146 | 148 | 153 | 154 | 146 |
| Accurate and timely information about trains | 143 | 144 | 144 | 140 | 145 | 141 |
| Getting a seat on the train | 143 | 144 | 144 | 153 | 131 | 154 |
| My personal security on the train | 136 | 137 | 142 | 130 | 136 | 130 |
| Being kept informed about delays and the options I might have | 135 | 137 | 137 | 127 | 137 | 133 |
| My personal security at stations | 118 | 119 | 124 | 111 | 119 | 112 |
| Quick journey times | 112 | 111 | 112 | 109 | 120 | 105 |
| Inside of trains being clean and well-maintained | 107 | 107 | 105 | 114 | 105 | 109 |
| A railway that can cope with adverse weather events* | 104 | 103 | 101 | 106 | 108 | 99 |
| Easy to buy the right ticket | 98 | 100 | 97 | 96 | 95 | 101 |
| Trains and stations easily accessible by older and disabled people** | 94 | 94 | 97 | 95 | 92 | 94 |
| Good connections with other train services | 81 | 81 | 80 | 75 | 86 | 79 |
| Engineering works planned to keep passenger disruption to a minimum | 80 | 81 | 79 | 73 | 86 | 77 |
| Comfortable seats on trains | 80 | 80 | 79 | 87 | 74 | 85 |
| Good connections with other public transport at stations | 76 | 75 | 74 | 70 | 81 | 73 |
| Well-maintained, clean toilets on the train | 75 | 74 | 72 | 83 | 72 | 79 |
| An environmentally responsible railway that is reducing its carbon emissions | 60 | 56 | 59 | 61 | 60 | 64 |
| Helpful staff at stations | 56 | 54 | 56 | 57 | 55 | 57 |
| Stations being clean and well-maintained | 54 | 53 | 53 | 56 | 55 | 55 |
| Helpful staff on trains | 52 | 50 | 52 | 55 | 50 | 54 |
| Reliable Wi-Fi and mobile reception on trains | 44 | 41 | 46 | 46 | 43 | 46 |
| Easy to claim compensation when delayed | 40 | 41 | 40 | 34 | 40 | 39 |
| Sufficient space on the train for luggage | 36 | 35 | 37 | 35 | 33 | 38 |
| Base | 12,565 | 3,969 | 2,996 | 1,033 | 2,670 | 1,762 |

WHAT MATTERS TO NETWORK RAIL EASTERN REGION PASSENGERS BROADLY REFLECTS THE NATIONAL AVERAGE, WITH EAST ANGLIA PASSENGERS PLACING SLIGHTLY GREATER IMPORTANCE ON GOOD CONNECTIONS AND SCHEDULING OF ENGINEERING WORKS FOR MINIMUM PASSENGER DISRUPTION

Ranked High-Low importance for all current passengers

| | All | Eastern | Anglia | East Coast | East Midlands | North & East |
|--|--------|---------|--------|------------|---------------|--------------|
| Price of train tickets offers value for money | 215 | 223 | 217 | 225 | 226 | 226 |
| Reliability and punctuality | 213 | 214 | 216 | 212 | 210 | 219 |
| Sufficiently frequent trains | 148 | 146 | 151 | 140 | 142 | 151 |
| Accurate and timely information about train times | 143 | 144 | 145 | 139 | 145 | 146 |
| Getting a seat on the train | 143 | 144 | 131 | 152 | 146 | 156 |
| My personal security on the train | 136 | 137 | 141 | 132 | 140 | 135 |
| Being kept informed about delays and the options I might have | 135 | 137 | 141 | 133 | 134 | 138 |
| My personal security at stations | 118 | 119 | 124 | 113 | 122 | 116 |
| Quick journey times | 112 | 111 | 114 | 110 | 110 | 109 |
| Inside of trains being clean and well-maintained | 107 | 107 | 106 | 106 | 108 | 106 |
| A railway that can cope with adverse weather events* | 104 | 103 | 107 | 104 | 100 | 97 |
| Easy to buy the right ticket | 98 | 100 | 92 | 106 | 105 | 105 |
| Trains and stations easily accessible by older and disabled people** | 94 | 94 | 96 | 94 | 91 | 94 |
| Good connections with other train services | 81 | 81 | 88 | 79 | 78 | 76 |
| Engineering works planned to keep passenger disruption to a minimum | 80 | 81 | 90 | 77 | 74 | 76 |
| Comfortable seats on trains | 80 | 80 | 72 | 86 | 82 | 84 |
| Good connections with other public transport at stations | 76 | 75 | 83 | 73 | 72 | 68 |
| Well-maintained, clean toilets on the train | 75 | 74 | 70 | 76 | 76 | 75 |
| An environmentally responsible railway that is reducing its carbon emissions | 60 | 56 | 58 | 55 | 61 | 51 |
| Helpful staff at stations | 56 | 54 | 52 | 56 | 53 | 55 |
| Stations being clean and well-maintained | 54 | 53 | 53 | 52 | 54 | 51 |
| Helpful staff on trains | 52 | 50 | 47 | 53 | 50 | 52 |
| Reliable Wi-Fi and mobile reception on trains | 44 | 41 | 38 | 43 | 44 | 39 |
| Easy to claim compensation when delayed | 40 | 41 | 39 | 43 | 42 | 42 |
| Sufficient space on the train for luggage | 36 | 35 | 29 | 41 | 37 | 36 |
| Base | 12,565 | 3,969 | 1,215 | 1,213 | 767 | 781 |

EXPECTATIONS OF PASSENGERS ARE CONSISTENT ACROSS ROUTES WITHIN THE NORTH WEST AND CENTRAL REGION, AND BROADLY REFLECT THE NATIONAL PICTURE

Ranked High-Low importance for all current passengers

| | All | North West & Central | Central | North West | West Coast South |
|--|-----|----------------------|---------|------------|------------------|
| Price of train tickets offers value for money | 215 | 210 | 207 | 213 | 206 |
| Reliability and punctuality | 213 | 211 | 208 | 214 | 209 |
| Sufficiently frequent trains | 148 | 148 | 145 | 151 | 146 |
| Accurate and timely information about train times | 143 | 144 | 145 | 144 | 141 |
| Getting a seat on the train | 143 | 144 | 135 | 147 | 152 |
| My personal security on the train | 136 | 142 | 144 | 141 | 141 |
| Being kept informed about delays and the options I might have | 135 | 137 | 140 | 137 | 131 |
| My personal security at stations | 118 | 124 | 126 | 123 | 122 |
| Quick journey times | 112 | 112 | 109 | 111 | 119 |
| Inside of trains being clean and well-maintained | 107 | 105 | 104 | 104 | 105 |
| A railway that can cope with adverse weather events* | 104 | 101 | 108 | 100 | 95 |
| Easy to buy the right ticket | 98 | 97 | 98 | 96 | 96 |
| Trains and stations easily accessible by older and disabled people** | 94 | 97 | 101 | 95 | 96 |
| Good connections with other train services | 81 | 80 | 80 | 80 | 81 |
| Engineering works planned to keep passenger disruption to a minimum | 80 | 79 | 81 | 81 | 73 |
| Comfortable seats on trains | 80 | 79 | 77 | 79 | 82 |
| Good connections with other public transport at stations | 76 | 74 | 75 | 73 | 76 |
| Well-maintained, clean toilets on the train | 75 | 72 | 69 | 72 | 75 |
| An environmentally responsible railway that is reducing its carbon emissions | 60 | 59 | 62 | 56 | 61 |
| Helpful staff at stations | 56 | 56 | 57 | 57 | 56 |
| Stations being clean and well-maintained | 54 | 53 | 54 | 51 | 55 |
| Helpful staff on trains | 52 | 52 | 52 | 54 | 51 |
| Reliable Wi-Fi and mobile reception on trains | 44 | 46 | 46 | 45 | 49 |
| Easy to claim compensation when delayed | 40 | 40 | 39 | 40 | 43 |
| Sufficient space on the train for luggage | 36 | 37 | 36 | 38 | 38 |

Base 12,565 2,996 960 1,488 536

ROUTES WITHIN THE NETWORK RAIL SOUTHERN REGION REFLECT SLIGHTLY DIFFERENT PASSENGER EXPECTATIONS

FOR EXAMPLE, VALUE FOR MONEY, RELIABILITY AND GETTING A SEAT ON A TRAIN ARE MORE IMPORTANT IN WESSEX THAN ON THE OTHER ROUTES

Ranked High-Low importance for All passengers

| | All | Southern | Kent | Network Rail High Speed | Sussex | Wessex |
|--|-------------|----------|------|-------------------------|--------|--------|
| Price of train tickets offers value for money | 215 | 208 | 197 | 212 | 197 | 221 |
| Reliability and punctuality | 213 | 214 | 207 | 218 | 206 | 221 |
| Sufficiently frequent trains | 148 | 154 | 150 | 150 | 155 | 154 |
| Accurate and timely information about train times | 143 | 145 | 144 | 162 | 143 | 144 |
| Getting a seat on the train | 143 | 131 | 118 | 109 | 122 | 145 |
| My personal security on the train | 136 | 136 | 144 | 140 | 133 | 132 |
| Being kept informed about delays and the options I might have | 135 | 137 | 138 | 145 | 139 | 133 |
| My personal security at stations | 118 | 119 | 128 | 124 | 117 | 114 |
| Quick journey times | 112 | 120 | 117 | 123 | 124 | 119 |
| Inside of trains being clean and well-maintained | 107 | 105 | 104 | 111 | 102 | 108 |
| A railway that can cope with adverse weather events* | 104 | 108 | 110 | 94 | 114 | 103 |
| Easy to buy the right ticket | 98 | 95 | 97 | 105 | 90 | 97 |
| Trains and stations easily accessible by older and disabled people** | 94 | 92 | 94 | 79 | 97 | 89 |
| Good connections with other train services | 81 | 86 | 89 | 92 | 91 | 82 |
| Engineering works planned to keep passenger disruption to a minimum | 80 | 86 | 88 | 71 | 88 | 84 |
| Comfortable seats on trains | 80 | 74 | 68 | 73 | 70 | 80 |
| Good connections with other public transport at stations | 76 | 81 | 84 | 84 | 89 | 76 |
| Well-maintained, clean toilets on the train | 75 | 72 | 72 | 76 | 72 | 74 |
| An environmentally responsible railway that is reducing its carbon emissions | 60 | 60 | 63 | 57 | 68 | 56 |
| Helpful staff at stations | 56 | 55 | 58 | 57 | 54 | 53 |
| Stations being clean and well-maintained | 54 | 55 | 58 | 60 | 57 | 53 |
| Helpful staff on trains | 52 | 50 | 53 | 53 | 49 | 49 |
| Reliable Wi-Fi and mobile reception on trains | 44 | 43 | 42 | 40 | 45 | 44 |
| Easy to claim compensation when delayed | 40 | 40 | 42 | 34 | 44 | 38 |
| Sufficient space on the train for luggage | 36 | 33 | 34 | 30 | 35 | 33 |
| | Base 12,565 | 2,670 | 901 | 93 | 821 | 1,054 |

WHAT MATTERS TO PASSENGERS ON ROUTES WITHIN THE WALES AND WESTERN REGION, AS WELL AS IN SCOTLAND, BROADLY REFLECT THAT OF PASSENGERS OVERALL

Ranked High-Low importance for all current passengers

| | All | Wales & Western | Wales & Borders | Western | Scotland's Railway |
|--|--------|-----------------|-----------------|---------|--------------------|
| Price of train tickets offers value for money | 215 | 218 | 217 | 219 | 222 |
| Reliability and punctuality | 213 | 213 | 209 | 215 | 214 |
| Sufficiently frequent trains | 148 | 146 | 146 | 146 | 153 |
| Accurate and timely information about train times | 143 | 141 | 141 | 141 | 140 |
| Getting a seat on the train | 143 | 154 | 154 | 154 | 153 |
| My personal security on the train | 136 | 130 | 130 | 129 | 130 |
| Being kept informed about delays and the options I might have | 135 | 133 | 131 | 135 | 127 |
| My personal security at stations | 118 | 112 | 112 | 111 | 111 |
| Quick journey times | 112 | 105 | 100 | 109 | 109 |
| Inside of trains being clean and well-maintained | 107 | 109 | 114 | 106 | 114 |
| A railway that can cope with adverse weather events* | 104 | 99 | 93 | 102 | 106 |
| Easy to buy the right ticket | 98 | 101 | 102 | 101 | 96 |
| Trains and stations easily accessible by older and disabled people** | 94 | 94 | 91 | 95 | 95 |
| Good connections with other train services | 81 | 79 | 79 | 79 | 75 |
| Engineering works planned to keep passenger disruption to a minimum | 80 | 77 | 75 | 78 | 73 |
| Comfortable seats on trains | 80 | 85 | 88 | 84 | 87 |
| Good connections with other public transport at stations | 76 | 73 | 71 | 74 | 70 |
| Well-maintained, clean toilets on the train | 75 | 79 | 85 | 75 | 83 |
| An environmentally responsible railway that is reducing its carbon emissions | 60 | 64 | 63 | 65 | 61 |
| Helpful staff at stations | 56 | 57 | 60 | 56 | 57 |
| Stations being clean and well-maintained | 54 | 55 | 59 | 53 | 56 |
| Helpful staff on trains | 52 | 54 | 57 | 53 | 55 |
| Reliable Wi-Fi and mobile reception on trains | 44 | 46 | 46 | 46 | 46 |
| Easy to claim compensation when delayed | 40 | 39 | 39 | 39 | 34 |
| Sufficient space on the train for luggage | 36 | 38 | 40 | 36 | 35 |
| Base | 12,565 | 1,762 | 640 | 1,122 | 1,033 |

- RAIL INDUSTRY SECTOR
- INDIVIDUAL TOCs
- TOC PERFORMANCE



THOSE TRAVELLING WITH AIRPORT OPERATORS HAVE A FAR BROADER RANGE OF EXPECTATIONS THAN PASSENGERS AS A WHOLE

SEATING IS PARTICULARLY IMPORTANT FOR PASSENGERS USING LONG DISTANCE OPERATORS

Ranked High-Low importance for all current passengers

| Train Operators (TOC) used | All | TOC - London & South East | TOC - Long Distance | TOC - Regional | TOC - Airport | TOC - Open Access |
|--|--------|---------------------------|---------------------|----------------|---------------|-------------------|
| Price of train tickets offers value for money | 215 | 211 | 220 | 225 | 152 | 198 |
| Reliability and punctuality | 213 | 213 | 207 | 224 | 151 | 183 |
| Sufficiently frequent trains | 148 | 152 | 136 | 161 | 108 | 118 |
| Accurate and timely information about train times | 143 | 144 | 138 | 147 | 119 | 131 |
| Getting a seat on the train | 143 | 135 | 159 | 150 | 114 | 136 |
| My personal security on the train | 136 | 137 | 130 | 137 | 130 | 128 |
| Being kept informed about delays and the options I might have | 135 | 137 | 132 | 135 | 126 | 142 |
| My personal security at stations | 118 | 120 | 111 | 117 | 121 | 113 |
| Quick journey times | 112 | 117 | 107 | 110 | 105 | 99 |
| Inside of trains being clean and well-maintained | 107 | 105 | 108 | 110 | 104 | 105 |
| A railway that can cope with adverse weather events* | 104 | 107 | 99 | 102 | 108 | 108 |
| Easy to buy the right ticket | 98 | 94 | 105 | 98 | 95 | 106 |
| Trains and stations easily accessible by older and disabled people** | 94 | 95 | 92 | 94 | 113 | 102 |
| Good connections with other train services | 81 | 84 | 77 | 77 | 93 | 85 |
| Engineering works planned to keep passenger disruption to a minimum | 80 | 85 | 75 | 75 | 91 | 86 |
| Comfortable seats on trains | 80 | 76 | 90 | 80 | 74 | 81 |
| Good connections with other public transport at stations | 76 | 79 | 71 | 71 | 94 | 80 |
| Well-maintained, clean toilets on the train | 75 | 72 | 81 | 74 | 93 | 84 |
| An environmentally responsible railway that is reducing its carbon emissions | 60 | 61 | 59 | 55 | 78 | 65 |
| Helpful staff at stations | 56 | 55 | 56 | 54 | 78 | 69 |
| Stations being clean and well-maintained | 54 | 54 | 54 | 52 | 72 | 64 |
| Helpful staff on trains | 52 | 50 | 54 | 51 | 75 | 64 |
| Reliable Wi-Fi and mobile reception on trains | 44 | 44 | 49 | 37 | 82 | 53 |
| Easy to claim compensation when delayed | 40 | 40 | 44 | 34 | 67 | 53 |
| Sufficient space on the train for luggage | 36 | 33 | 45 | 31 | 59 | 45 |
| Base | 12,565 | 6,185 | 2,813 | 2,510 | 154 | 211 |

Expectations exact wording

* A railway that can cope with adverse weather events e.g. snow, wind, flooding and extreme heat

** Trains and stations easily accessible by older and disabled people and those with pushchairs, bicycles, luggage etc.

LONDON AND SOUTH EASTERN PASSENGERS TEND TO HAVE A BROAD RANGE OF NEEDS – ALTHOUGH GWR AND GREATER ANGLIA PASSENGERS HEAVILY PRIORITISE VALUE FOR MONEY AND RELIABILITY

Ranked High-Low importance for all current passengers

London and South East (1 of 2)

| | All | C2C | Chiltern Railways | Elizabeth Line (TfL Rail) | Greater Anglia | Great Northern | Great Western Railway |
|--|--------|-----|-------------------|---------------------------|----------------|----------------|-----------------------|
| Price of train tickets offers value for money | 215 | 177 | 190 | 168 | 236 | 161 | 226 |
| Reliability and punctuality | 213 | 194 | 180 | 180 | 221 | 175 | 219 |
| Sufficiently frequent trains | 148 | 145 | 139 | 143 | 154 | 113 | 146 |
| Accurate and timely information about train times | 143 | 141 | 139 | 137 | 142 | 129 | 142 |
| Getting a seat on the train | 143 | 110 | 127 | 108 | 139 | 135 | 162 |
| My personal security on the train | 136 | 151 | 123 | 135 | 136 | 132 | 133 |
| Being kept informed about delays and the options I might have | 135 | 138 | 141 | 135 | 135 | 129 | 135 |
| My personal security at stations | 118 | 136 | 109 | 122 | 118 | 116 | 113 |
| Quick journey times | 112 | 114 | 110 | 123 | 115 | 104 | 107 |
| Inside of trains being clean and well-maintained | 107 | 105 | 105 | 101 | 108 | 110 | 109 |
| A railway that can cope with adverse weather events* | 104 | 103 | 103 | 119 | 105 | 108 | 98 |
| Easy to buy the right ticket | 98 | 95 | 101 | 80 | 96 | 98 | 100 |
| Trains and stations easily accessible by older and disabled people** | 94 | 103 | 100 | 105 | 93 | 86 | 93 |
| Good connections with other train services | 81 | 86 | 93 | 102 | 83 | 95 | 76 |
| Engineering works planned to keep passenger disruption to a minimum | 80 | 94 | 90 | 92 | 91 | 78 | 77 |
| Comfortable seats on trains | 80 | 69 | 77 | 73 | 75 | 92 | 87 |
| Good connections with other public transport at stations | 76 | 86 | 88 | 102 | 77 | 103 | 68 |
| Well-maintained, clean toilets on the train | 75 | 75 | 75 | 74 | 74 | 71 | 78 |
| An environmentally responsible railway that is reducing its carbon emissions | 60 | 67 | 72 | 78 | 55 | 69 | 58 |
| Helpful staff at stations | 56 | 59 | 64 | 59 | 52 | 63 | 57 |
| Stations being clean and well-maintained | 54 | 62 | 62 | 64 | 50 | 67 | 52 |
| Helpful staff on trains | 52 | 53 | 58 | 54 | 47 | 60 | 54 |
| Reliable Wi-Fi and mobile reception on trains | 44 | 55 | 60 | 54 | 35 | 90 | 40 |
| Easy to claim compensation when delayed | 40 | 41 | 49 | 49 | 38 | 63 | 37 |
| Sufficient space on the train for luggage | 36 | 42 | 45 | 45 | 25 | 55 | 34 |
| Base | 12,565 | 259 | 255 | 310 | 620 | 48 | 1,116 |

LONDON OVERGROUND PASSENGERS HAVE SLIGHTLY DIFFERENT EXPECTATIONS TO THE AVERAGE WITH CONNECTIONS AND ACCESSIBILITY MORE IMPORTANT AND GETTING A SEAT LESS SO

Ranked High-Low importance for all current passengers

London and South East (2 of 2)

| | All | London Northwestern Railway | London Overground | Southeastern | Southern | South Western Railway | Thameslink | West Midlands Railway |
|--|--------|-----------------------------|-------------------|--------------|----------|-----------------------|------------|-----------------------|
| Price of train tickets offers value for money | 215 | 201 | 173 | 221 | 225 | 223 | 213 | 200 |
| Reliability and punctuality | 213 | 201 | 191 | 228 | 230 | 228 | 227 | 205 |
| Sufficiently frequent trains | 148 | 143 | 140 | 162 | 170 | 160 | 163 | 144 |
| Accurate and timely information about train times | 143 | 141 | 139 | 150 | 151 | 148 | 154 | 141 |
| Getting a seat on the train | 143 | 144 | 98 | 134 | 144 | 146 | 123 | 129 |
| My personal security on the train | 136 | 129 | 147 | 146 | 133 | 132 | 135 | 142 |
| Being kept informed about delays and the options I might have | 135 | 131 | 138 | 138 | 140 | 134 | 145 | 134 |
| My personal security at stations | 118 | 112 | 133 | 127 | 113 | 114 | 118 | 126 |
| Quick journey times | 112 | 113 | 118 | 123 | 129 | 121 | 126 | 112 |
| Inside of trains being clean and well-maintained | 107 | 95 | 102 | 106 | 100 | 104 | 102 | 105 |
| A railway that can cope with adverse weather events* | 104 | 114 | 114 | 105 | 113 | 104 | 117 | 107 |
| Easy to buy the right ticket | 98 | 103 | 88 | 96 | 93 | 91 | 88 | 99 |
| Trains and stations easily accessible by older and disabled people* | 94 | 100 | 112 | 89 | 85 | 90 | 89 | 101 |
| Good connections with other train services | 81 | 75 | 100 | 81 | 83 | 80 | 89 | 80 |
| Engineering works planned to keep passenger disruption to a minimum | 80 | 85 | 90 | 84 | 86 | 85 | 87 | 77 |
| Comfortable seats on trains | 80 | 82 | 61 | 69 | 79 | 76 | 69 | 77 |
| Good connections with other public transport at stations | 76 | 70 | 101 | 74 | 77 | 73 | 82 | 76 |
| Well-maintained, clean toilets on the train | 75 | 71 | 70 | 68 | 67 | 69 | 68 | 72 |
| An environmentally responsible railway that is reducing its carbon emissions | 60 | 71 | 73 | 56 | 53 | 57 | 52 | 69 |
| Helpful staff at stations | 56 | 56 | 58 | 52 | 47 | 52 | 47 | 58 |
| Stations being clean and well-maintained | 54 | 55 | 65 | 51 | 46 | 51 | 50 | 58 |
| Helpful staff on trains | 52 | 52 | 52 | 47 | 43 | 47 | 42 | 54 |
| Reliable Wi-Fi and mobile reception on trains | 44 | 67 | 47 | 38 | 33 | 45 | 41 | 51 |
| Easy to claim compensation when delayed | 40 | 51 | 48 | 32 | 34 | 39 | 43 | 42 |
| Sufficient space on the train for luggage | 36 | 39 | 41 | 23 | 26 | 31 | 29 | 39 |
| Base | 12,565 | 146 | 481 | 724 | 464 | 790 | 385 | 575 |

Southwestern Railway includes Island Line

CALEDONIAN SLEEPER PASSENGERS HAVE AMONG THE BROADEST RANGE OF NEEDS OF ALL PASSENGERS – THEY ARE PARTICULARLY ENVIRONMENTALLY CONSCIOUS AND DESIRE CLEAN AND WELL-MAINTAINED TOILETS

Ranked High-Low importance for all current passengers

Long distance

| | All | Avanti West Coast | Caledonian Sleeper | CrossCountry | East Midlands Railway | London North Eastern Railway | TransPennine Express |
|--|--------|-------------------|--------------------|--------------|-----------------------|------------------------------|----------------------|
| Price of train tickets offers value for money | 215 | 220 | 141 | 205 | 218 | 236 | 230 |
| Reliability and punctuality | 213 | 209 | 149 | 196 | 199 | 217 | 225 |
| Sufficiently frequent trains | 148 | 142 | 110 | 131 | 131 | 133 | 151 |
| Accurate and timely information about train times | 143 | 134 | 118 | 140 | 141 | 132 | 151 |
| Getting a seat on the train | 143 | 169 | 117 | 148 | 147 | 173 | 157 |
| My personal security on the train | 136 | 127 | 102 | 125 | 135 | 129 | 135 |
| Being kept informed about delays and the options I might have | 135 | 129 | 120 | 135 | 135 | 125 | 141 |
| My personal security at stations | 118 | 108 | 91 | 109 | 118 | 108 | 114 |
| Quick journey times | 112 | 114 | 104 | 104 | 103 | 107 | 108 |
| Inside of trains being clean and well-maintained | 107 | 106 | 108 | 105 | 111 | 110 | 105 |
| A railway that can cope with adverse weather events* | 104 | 98 | 109 | 90 | 98 | 101 | 105 |
| Easy to buy the right ticket | 98 | 99 | 92 | 107 | 110 | 112 | 98 |
| Trains and stations easily accessible by older and disabled people* | 94 | 84 | 90 | 104 | 95 | 89 | 91 |
| Good connections with other train services | 81 | 81 | 86 | 84 | 77 | 71 | 72 |
| Engineering works planned to keep passenger disruption to a minimum | 80 | 77 | 82 | 75 | 74 | 71 | 78 |
| Comfortable seats on trains | 80 | 94 | 93 | 86 | 86 | 99 | 82 |
| Good connections with other public transport at stations | 76 | 72 | 94 | 79 | 73 | 63 | 65 |
| Well-maintained, clean toilets on the train | 75 | 81 | 118 | 83 | 80 | 82 | 72 |
| An environmentally responsible railway that is reducing its carbon emissions | 60 | 55 | 110 | 59 | 66 | 54 | 52 |
| Helpful staff at stations | 56 | 53 | 77 | 61 | 58 | 54 | 55 |
| Stations being clean and well-maintained | 54 | 51 | 79 | 58 | 59 | 50 | 48 |
| Helpful staff on trains | 52 | 51 | 79 | 60 | 54 | 52 | 51 |
| Reliable Wi-Fi and mobile reception on trains | 44 | 56 | 85 | 56 | 45 | 45 | 39 |
| Easy to claim compensation when delayed | 40 | 45 | 71 | 48 | 45 | 41 | 38 |
| Sufficient space on the train for luggage | 36 | 44 | 76 | 51 | 43 | 44 | 37 |
| Base | 12,565 | 691 | 60 | 359 | 723 | 606 | 374 |

VALUE FOR MONEY AND RELIABILITY AND PUNCTUALITY ARE PARTICULARLY IMPORTANT TO REGIONAL TOC PASSENGERS

MERSEYRAIL PASSENGERS PLACE HIGHER THAN AVERAGE IMPORTANCE ON PERSONAL SECURITY

Ranked High-Low importance for all current passengers

| | | Regional | | | |
|--|--------|------------|----------|----------|---------------------|
| | All | MerseyRail | Northern | ScotRail | Transport for Wales |
| Price of train tickets offers value for money | 215 | 202 | 228 | 228 | 226 |
| Reliability and punctuality | 213 | 219 | 227 | 223 | 219 |
| Sufficiently frequent trains | 148 | 159 | 165 | 161 | 153 |
| Accurate and timely information about train times | 143 | 145 | 151 | 145 | 147 |
| Getting a seat on the train | 143 | 125 | 149 | 154 | 156 |
| My personal security on the train | 136 | 174 | 134 | 134 | 128 |
| Being kept informed about delays and the options I might have | 135 | 131 | 141 | 130 | 135 |
| My personal security at stations | 118 | 156 | 115 | 113 | 109 |
| Quick journey times | 112 | 107 | 113 | 110 | 101 |
| Inside of trains being clean and well-maintained | 107 | 105 | 104 | 114 | 117 |
| A railway that can cope with adverse weather events* | 104 | 106 | 98 | 107 | 94 |
| Easy to buy the right ticket | 98 | 94 | 102 | 96 | 98 |
| Trains and stations easily accessible by older and disabled people** | 94 | 112 | 89 | 95 | 89 |
| Good connections with other train services | 81 | 78 | 80 | 72 | 82 |
| Engineering works planned to keep passenger disruption to a minimum | 80 | 82 | 78 | 72 | 69 |
| Comfortable seats on trains | 80 | 66 | 77 | 83 | 87 |
| Good connections with other public transport at stations | 76 | 70 | 73 | 67 | 74 |
| Well-maintained, clean toilets on the train | 75 | 69 | 67 | 80 | 79 |
| An environmentally responsible railway that is reducing its carbon emissions | 60 | 53 | 51 | 57 | 62 |
| Helpful staff at stations | 56 | 60 | 52 | 54 | 54 |
| Stations being clean and well-maintained | 54 | 52 | 49 | 53 | 57 |
| Helpful staff on trains | 52 | 53 | 50 | 51 | 51 |
| Reliable Wi-Fi and mobile reception on trains | 44 | 30 | 36 | 40 | 39 |
| Easy to claim compensation when delayed | 40 | 26 | 38 | 29 | 39 |
| Sufficient space on the train for luggage | 36 | 26 | 33 | 30 | 37 |
| Base | 12,565 | 259 | 1,104 | 811 | 336 |

Expectations exact wording

* A railway that can cope with adverse weather events e.g. snow, wind, flooding and extreme heat

** Trains and stations easily accessible by older and disabled people and those with pushchairs, bicycles, luggage etc.

A RANGE OF FACTORS STAND OUT AS MORE IMPORTANT TO OPEN ACCESS AND AIRPORT TOC PASSENGERS, INCLUDING BEING ABLE TO COPE WITH ADVERSE WEATHER, TRAIN AND STATION ACCESSIBILITY, AND WELL-MAINTAINED TOILETS

DESPITE THE SMALL SAMPLE SIZE, ACCESSIBILITY AND WELL-TIMED ENGINEERING WORKS APPEAR RELATIVELY IMPORTANT TO STANSTED EXPRESS PASSENGERS

Ranked High-Low importance for all current passengers

| | | Open Access | | Airport | | | |
|--|--------|-------------|---------------|-------------|-----------------|------------------|------------------|
| | | All | Grand Central | Hull Trains | Gatwick Express | Heathrow Express | Stansted Express |
| Price of train tickets offers value for money | 215 | 184 | 211 | 149 | 138 | 171 | |
| Reliability and punctuality | 213 | 167 | 200 | 140 | 153 | 173 | |
| Sufficiently frequent trains | 148 | 111 | 122 | 103 | 113 | 115 | |
| Accurate and timely information about train times | 143 | 118 | 147 | 124 | 123 | 103 | |
| Getting a seat on the train | 143 | 116 | 155 | 104 | 125 | 124 | |
| My personal security on the train | 136 | 121 | 143 | 111 | 130 | 168 | |
| Being kept informed about delays and the options I might have | 135 | 135 | 147 | 129 | 123 | 124 | |
| My personal security at stations | 118 | 108 | 124 | 107 | 118 | 153 | |
| Quick journey times | 112 | 110 | 80 | 94 | 110 | 121 | |
| Inside of trains being clean and well-maintained | 107 | 104 | 109 | 108 | 106 | 94 | |
| A railway that can cope with adverse weather events* | 104 | 119 | 97 | 97 | 123 | 113 | |
| Easy to buy the right ticket | 98 | 113 | 101 | 103 | 88 | 84 | |
| Trains and stations easily accessible by older and disabled people* | 94 | 110 | 98 | 114 | 110 | 112 | |
| Good connections with other train services | 81 | 85 | 85 | 103 | 92 | 73 | |
| Engineering works planned to keep passenger disruption to a minimum | 80 | 93 | 72 | 84 | 84 | 115 | |
| Comfortable seats on trains | 80 | 79 | 85 | 71 | 71 | 83 | |
| Good connections with other public transport at stations | 76 | 80 | 79 | 98 | 97 | 82 | |
| Well-maintained, clean toilets on the train | 75 | 89 | 80 | 100 | 96 | 74 | |
| An environmentally responsible railway that is reducing its carbon emissions | 60 | 74 | 56 | 90 | 67 | 64 | |
| Helpful staff at stations | 56 | 72 | 67 | 80 | 84 | 67 | |
| Stations being clean and well-maintained | 54 | 73 | 55 | 81 | 67 | 57 | |
| Helpful staff on trains | 52 | 68 | 63 | 77 | 86 | 58 | |
| Reliable Wi-Fi and mobile reception on trains | 44 | 57 | 48 | 87 | 92 | 59 | |
| Easy to claim compensation when delayed | 40 | 61 | 41 | 76 | 54 | 61 | |
| Sufficient space on the train for luggage | 36 | 52 | 36 | 68 | 49 | 53 | |
| Base | 12,565 | 113 | 88 | 78 | 41 | 35 | |

WHAT IS IMPORTANT VERSUS PERFORMANCE BY TOC

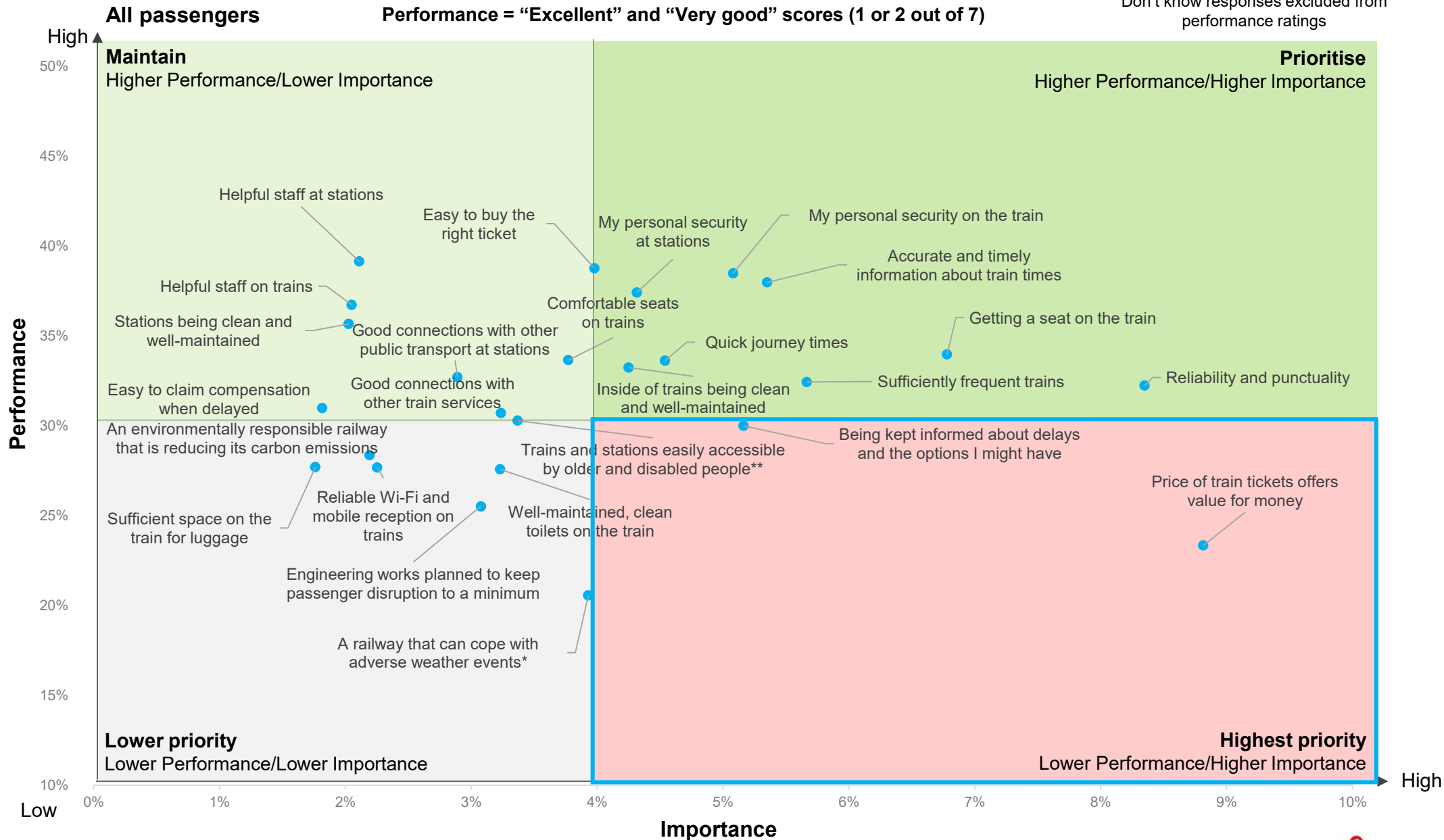
DATA PRESENTED FOR ALL TOCS WITH A SAMPLE SIZE OF MORE THAN 100



IMPORTANCE VERSUS PERFORMANCE – AVANTI

The features in the pink box are the highest priority as they are the most important and score less well in terms of performance

Don't know responses excluded from performance ratings



MXD1 Please tell us which of the items are most important to you when travelling by train.

QB2. Thinking again about the type of journey you make most often, please tell us how you rate the railway's performance on the following
Base: All Avanti passengers (n=691)

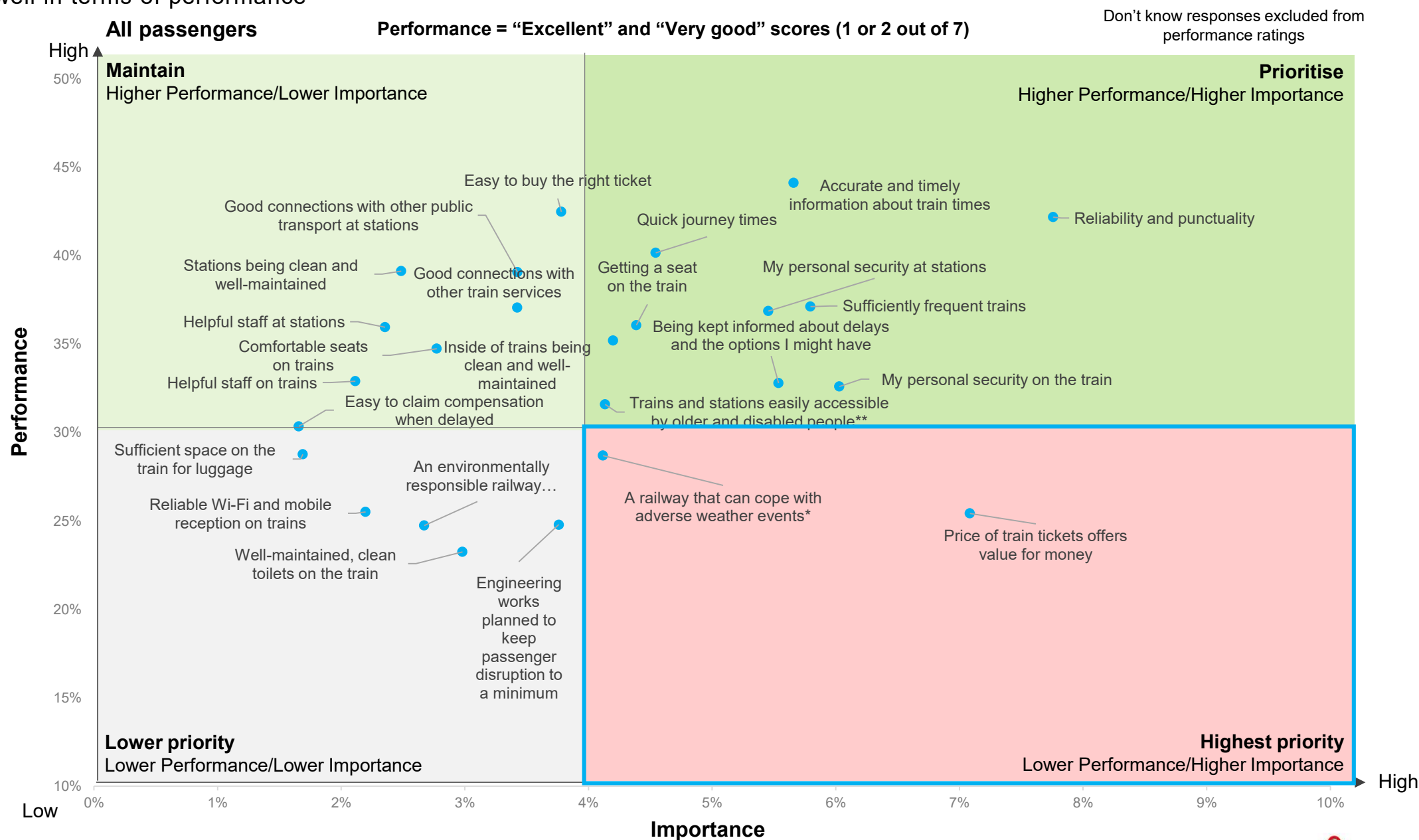
Expectations exact wording

* A railway that can cope with adverse weather events e.g. snow, wind, flooding and extreme heat

** Trains and stations easily accessible by older and disabled people and those with pushchairs, bicycles, luggage etc.

IMPORTANCE VERSUS PERFORMANCE – C2C

The features in the pink box are the highest priority as they are the most important and score less well in terms of performance



MXD1 Please tell us which of the items are most important to you when travelling by train.

QB2. Thinking again about the type of journey you make most often, please tell us how you rate the railway's performance on the following
Base: All c2c passengers (n=259)

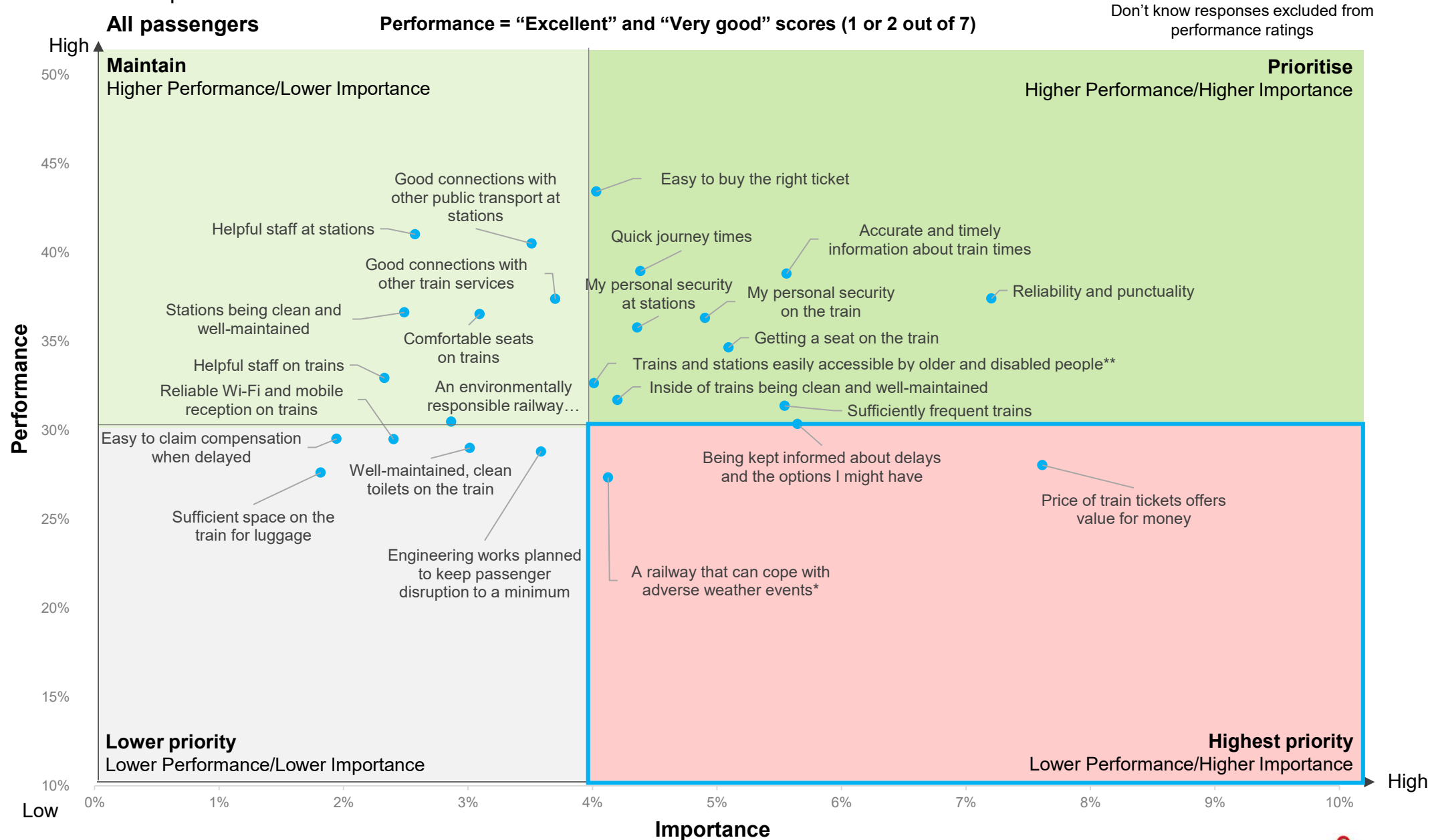
Expectations exact wording

* A railway that can cope with adverse weather events e.g. snow, wind, flooding and extreme heat

** Trains and stations easily accessible by older and disabled people and those with pushchairs, bicycles, luggage etc.

IMPORTANCE VERSUS PERFORMANCE – CHILTERN RAILWAYS

The features in the pink box are the highest priority as they are the most important and score less well in terms of performance



MXD1 Please tell us which of the items are most important to you when travelling by train.

QB2. Thinking again about the type of journey you make most often, please tell us how you rate the railway's performance on the following
Base: All Chiltern Railways passengers (n=255)

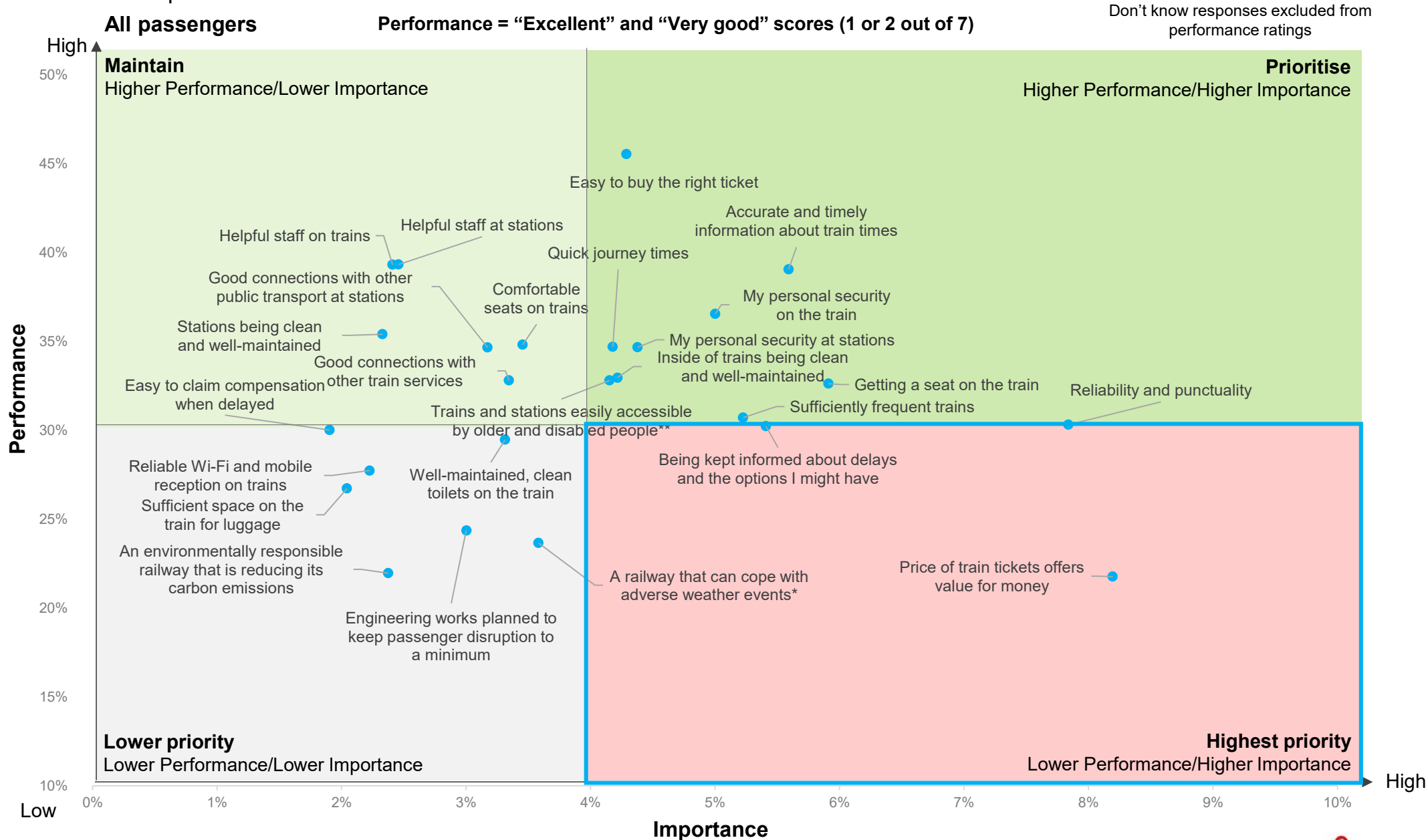
Expectations exact wording

* A railway that can cope with adverse weather events e.g. snow, wind, flooding and extreme heat

** Trains and stations easily accessible by older and disabled people and those with pushchairs, bicycles, luggage etc.

IMPORTANCE VERSUS PERFORMANCE – CROSSCOUNTRY

The features in the pink box are the highest priority as they are the most important and score less well in terms of performance



MXD1 Please tell us which of the items are most important to you when travelling by train.

QB2. Thinking again about the type of journey you make most often, please tell us how you rate the railway's performance on the following
Base: All CrossCountry passengers (n=359)

Expectations exact wording

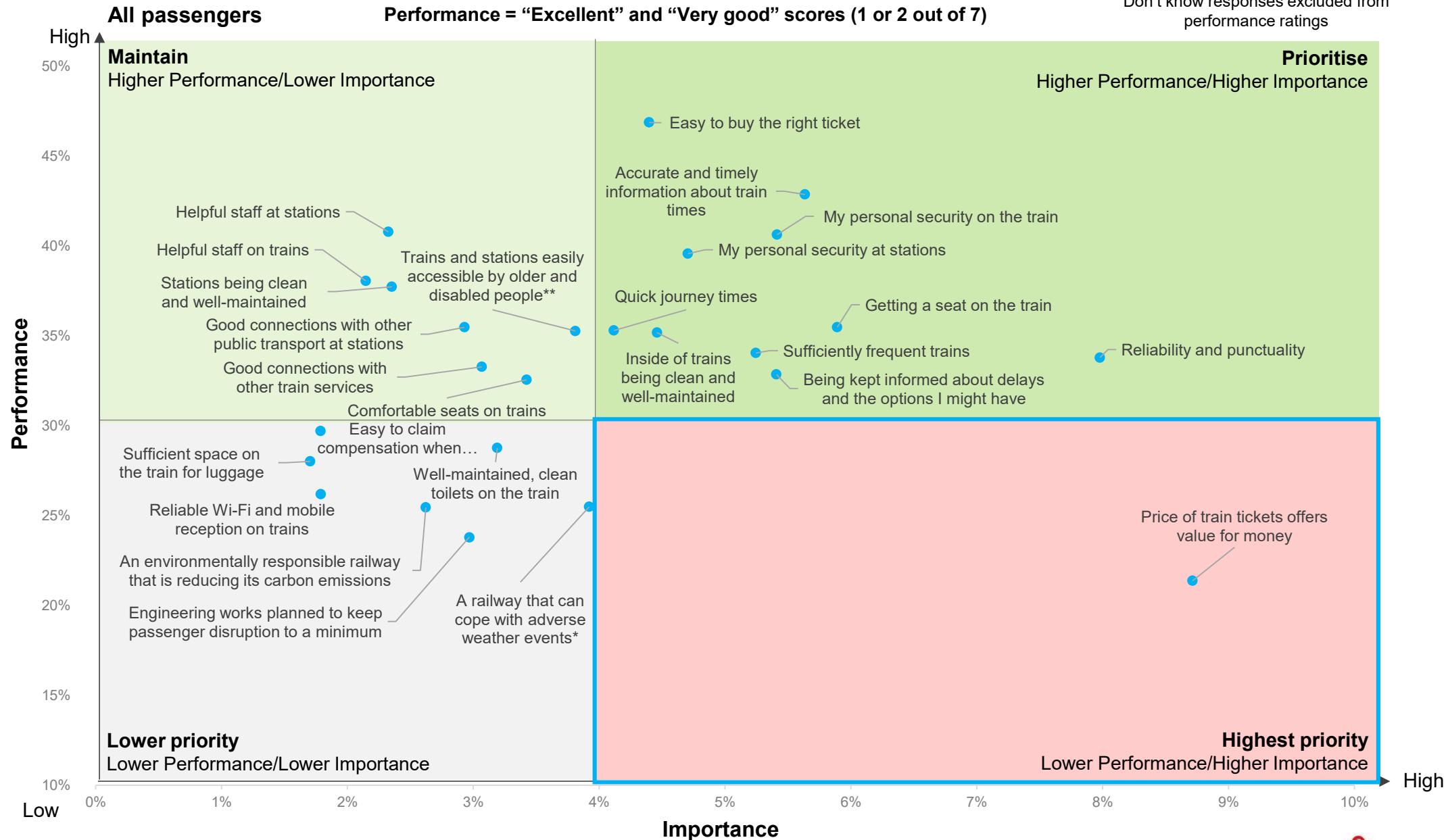
* A railway that can cope with adverse weather events e.g. snow, wind, flooding and extreme heat

** Trains and stations easily accessible by older and disabled people and those with pushchairs, bicycles, luggage etc.

IMPORTANCE VERSUS PERFORMANCE – EAST MIDLANDS RAILWAY

The features in the pink box are the highest priority as they are the most important and score less well in terms of performance

Don't know responses excluded from performance ratings



MXD1 Please tell us which of the items are most important to you when travelling by train.

QB2. Thinking again about the type of journey you make most often, please tell us how you rate the railway's performance on the following
Base: All EMR passengers (n=723)

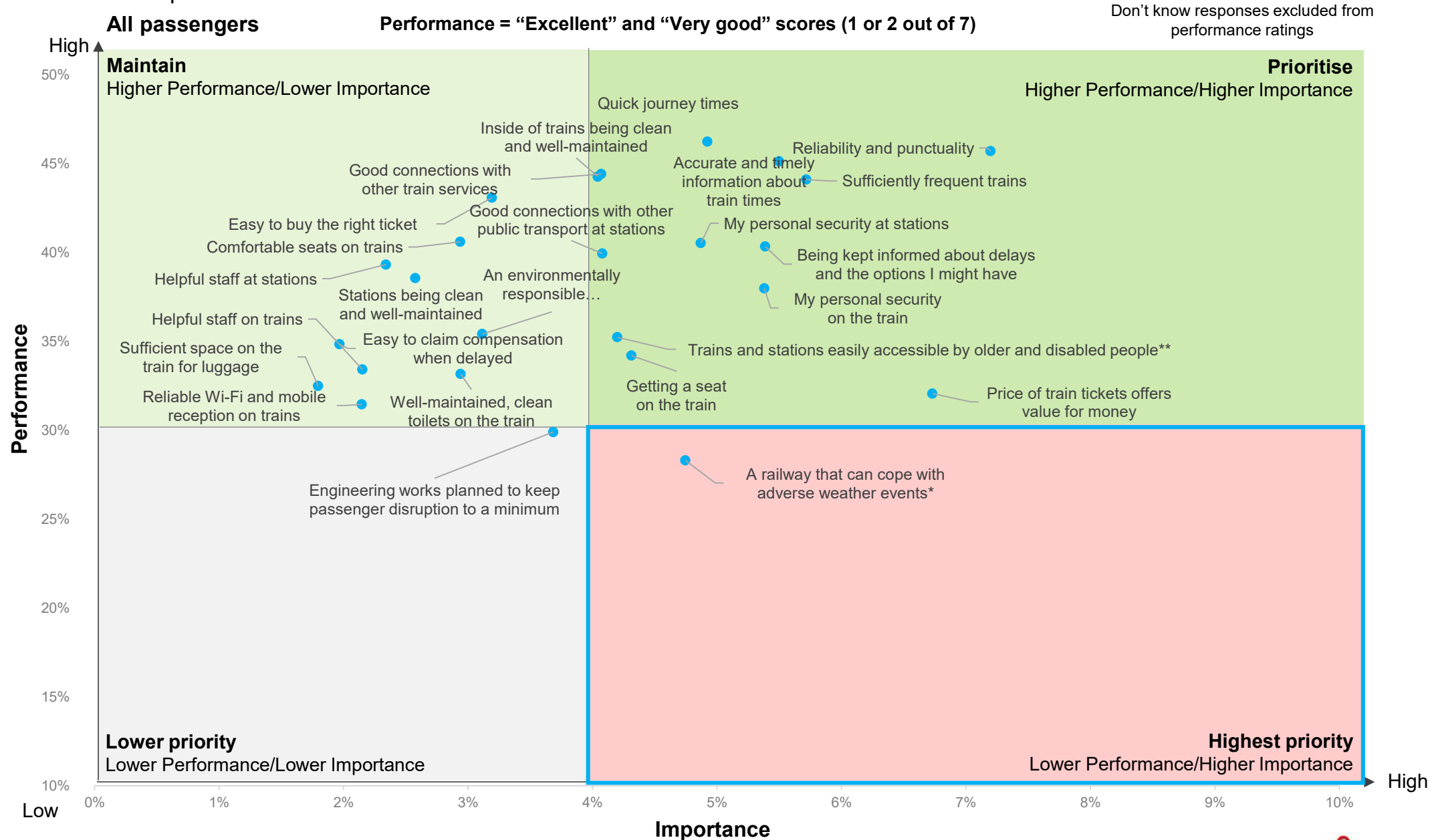
Expectations exact wording

* A railway that can cope with adverse weather events e.g. snow, wind, flooding and extreme heat

** Trains and stations easily accessible by older and disabled people and those with pushchairs, bicycles, luggage etc.

IMPORTANCE VERSUS PERFORMANCE – ELIZABETH LINE

The features in the pink box are the highest priority as they are the most important and score less well in terms of performance



MXD1 Please tell us which of the items are most important to you when travelling by train.

QB2. Thinking again about the type of journey you make most often, please tell us how you rate the railway's performance on the following
Base: All Elizabeth Line passengers (n=310)

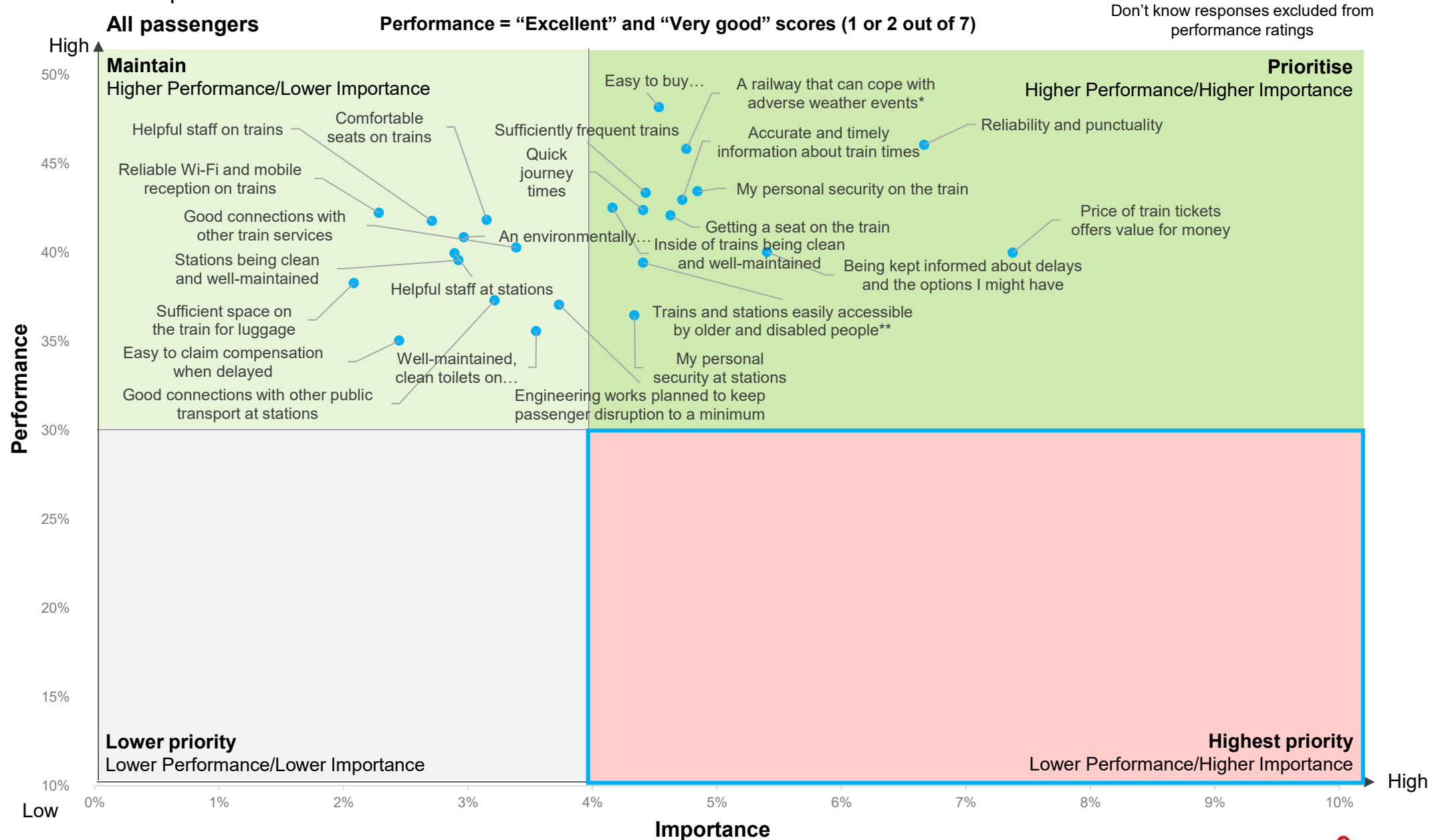
Expectations exact wording

* A railway that can cope with adverse weather events e.g. snow, wind, flooding and extreme heat

** Trains and stations easily accessible by older and disabled people and those with pushchairs, bicycles, luggage etc.

IMPORTANCE VERSUS PERFORMANCE – GRAND CENTRAL

The features in the pink box are the highest priority as they are the most important and score less well in terms of performance



MXD1 Please tell us which of the items are most important to you when travelling by train.

QB2. Thinking again about the type of journey you make most often, please tell us how you rate the railway's performance on the following
Base: All Grand Central passengers (n=113)

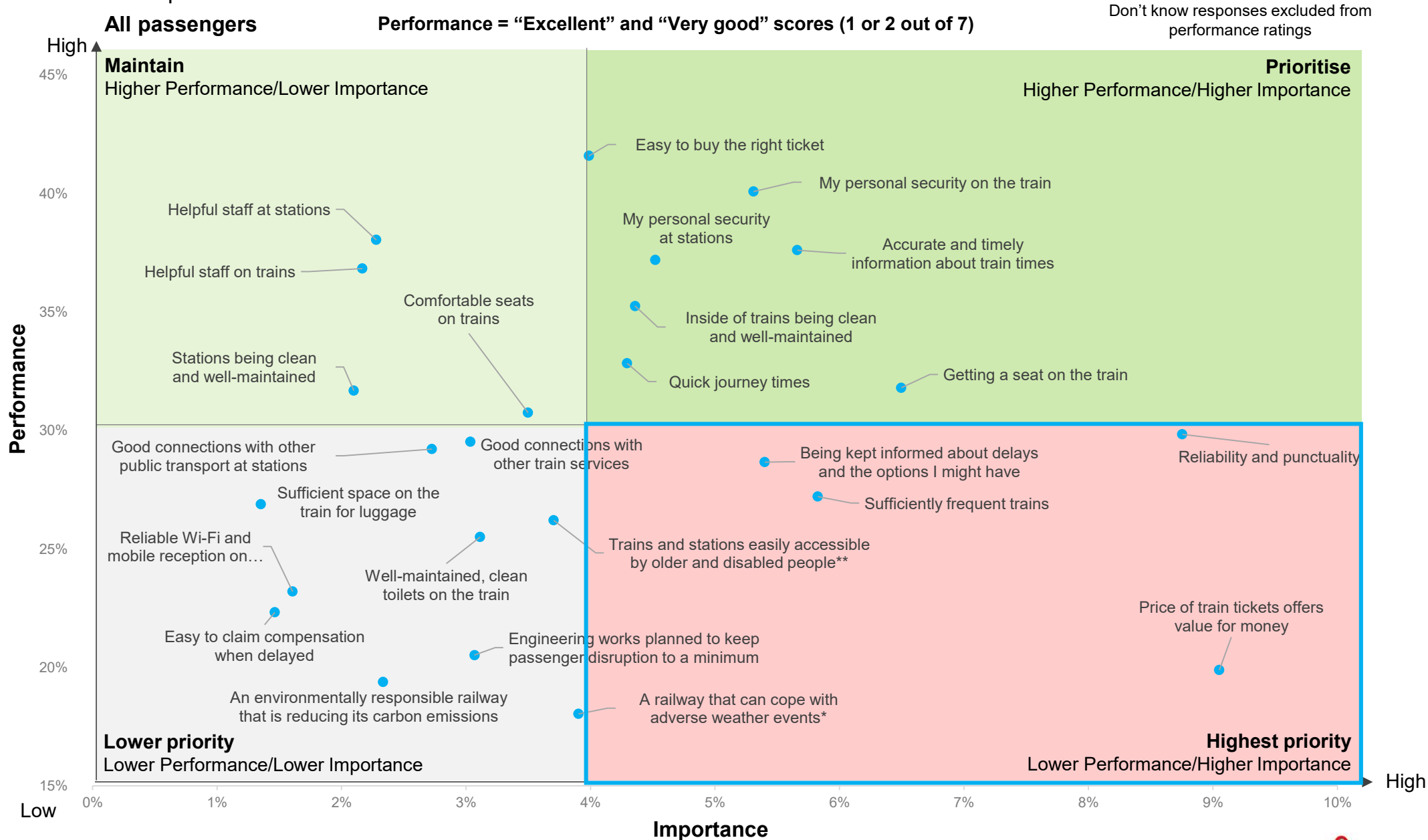
Expectations exact wording

* A railway that can cope with adverse weather events e.g. snow, wind, flooding and extreme heat

** Trains and stations easily accessible by older and disabled people and those with pushchairs, bicycles, luggage etc.

IMPORTANCE VERSUS PERFORMANCE – GREAT WESTERN RAILWAY

The features in the pink box are the highest priority as they are the most important and score less well in terms of performance



MXD1 Please tell us which of the items are most important to you when travelling by train.

QB2. Thinking again about the type of journey you make most often, please tell us how you rate the railway's performance on the following
Base: All GWR passengers (n=1116)

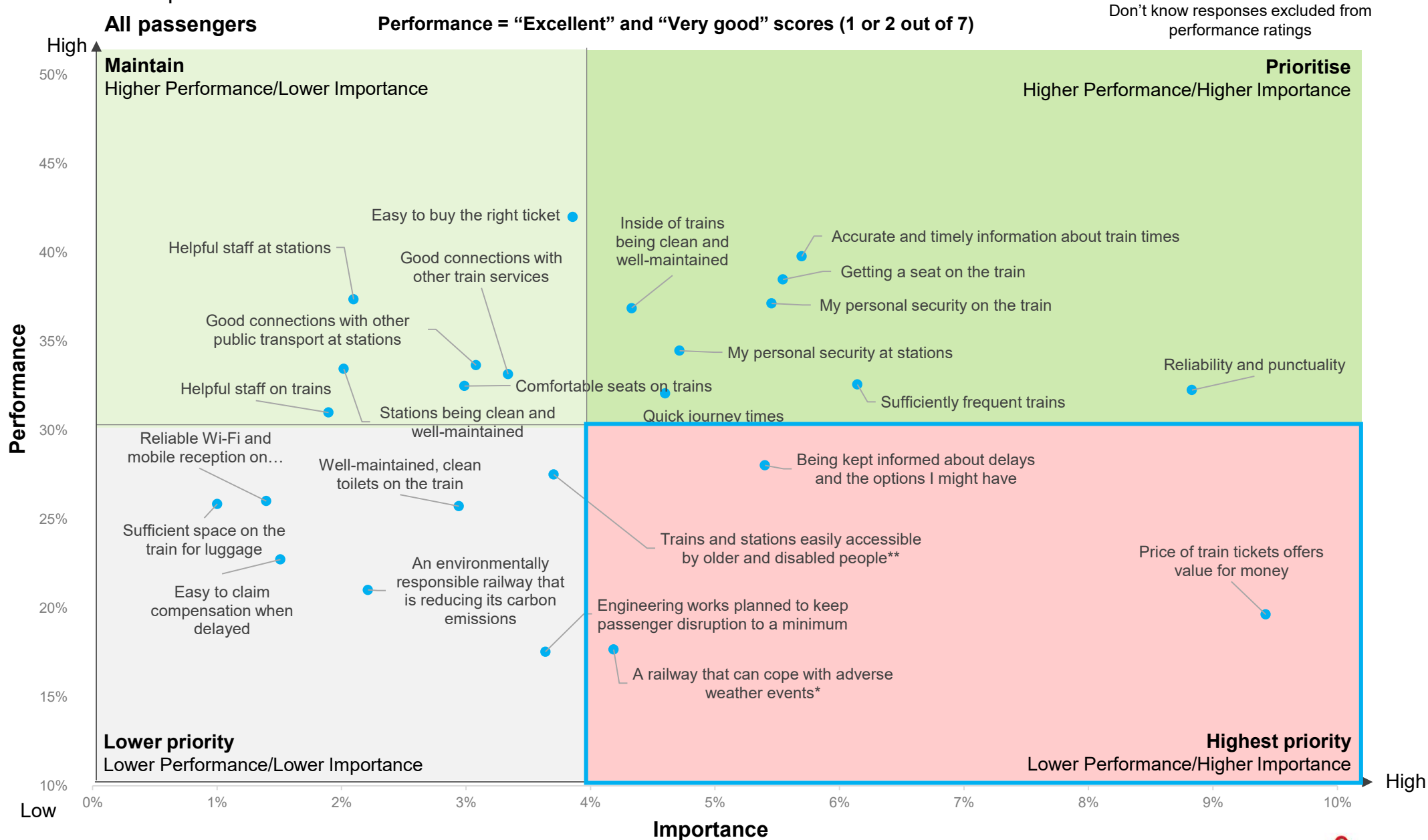
Expectations exact wording

* A railway that can cope with adverse weather events e.g. snow, wind, flooding and extreme heat

** Trains and stations easily accessible by older and disabled people and those with pushchairs, bicycles, luggage etc.

IMPORTANCE VERSUS PERFORMANCE – GREATER ANGLIA

The features in the pink box are the highest priority as they are the most important and score less well in terms of performance



MXD1 Please tell us which of the items are most important to you when travelling by train.

QB2. Thinking again about the type of journey you make most often, please tell us how you rate the railway's performance on the following
Base: All Greater Anglia passengers (n=620)

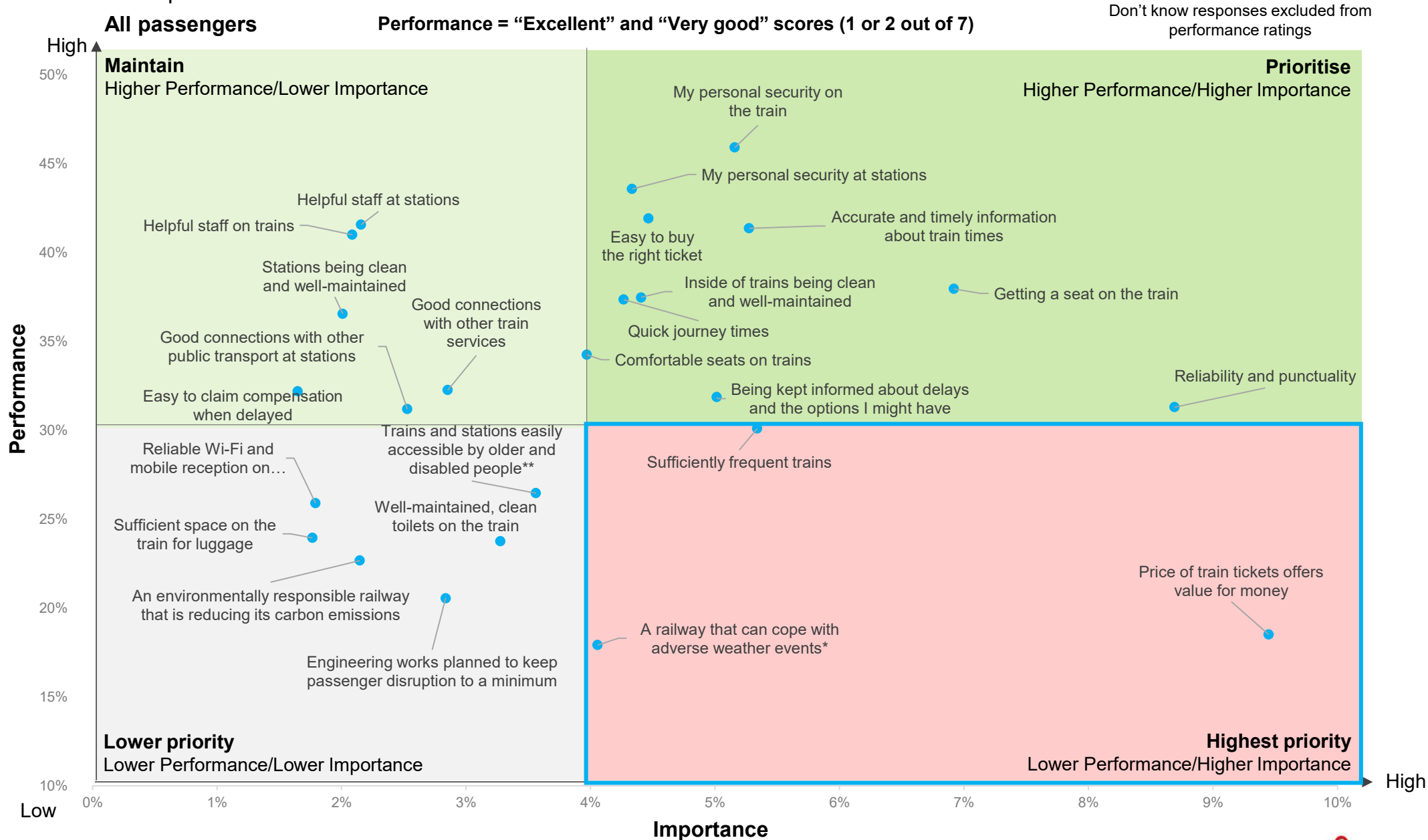
Expectations exact wording

* A railway that can cope with adverse weather events e.g. snow, wind, flooding and extreme heat

** Trains and stations easily accessible by older and disabled people and those with pushchairs, bicycles, luggage etc.

IMPORTANCE VERSUS PERFORMANCE – LNER

The features in the pink box are the highest priority as they are the most important and score less well in terms of performance



MXD1 Please tell us which of the items are most important to you when travelling by train.

QB2. Thinking again about the type of journey you make most often, please tell us how you rate the railway's performance on the following
Base: All LNER passengers (n=606)

Expectations exact wording

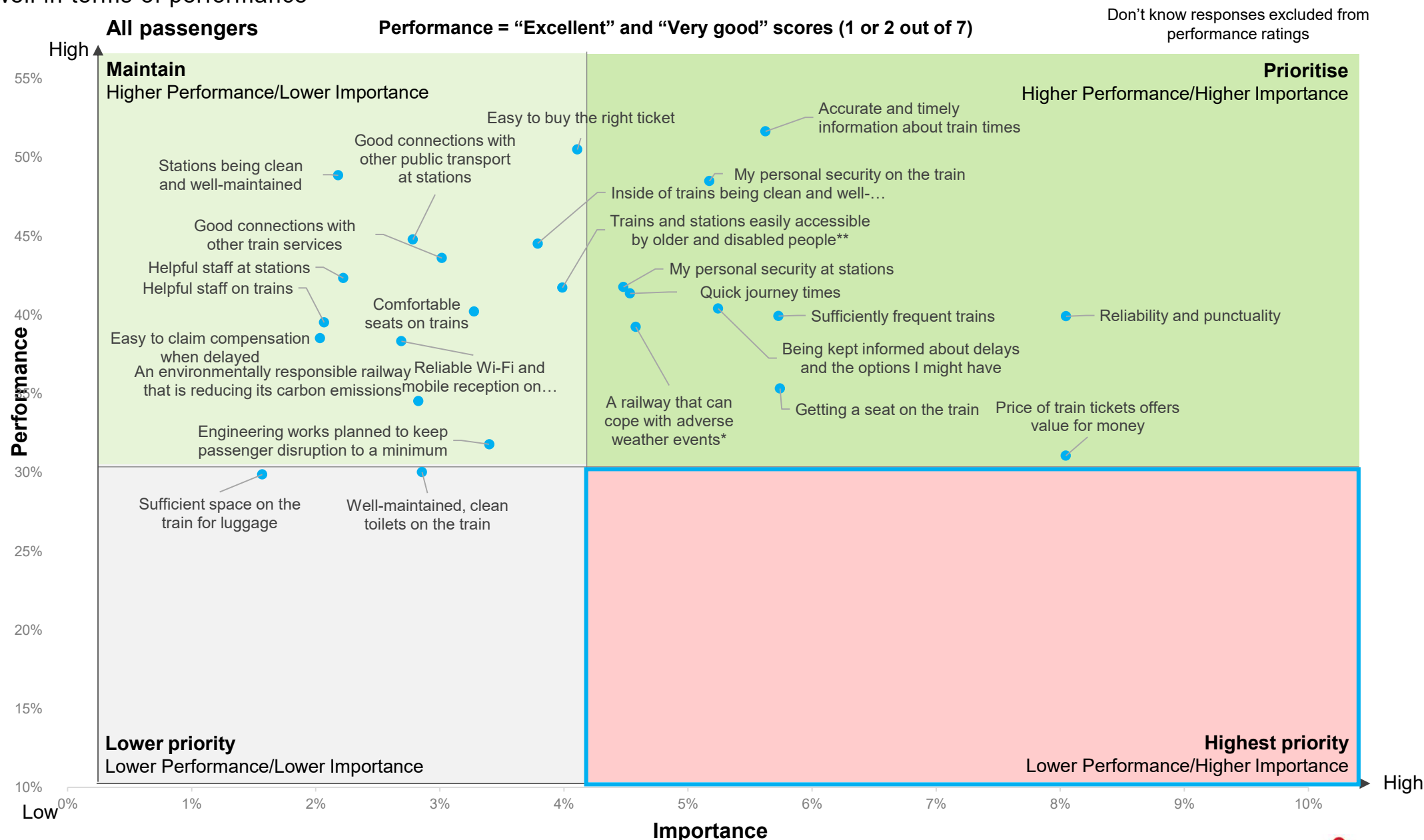
* A railway that can cope with adverse weather events e.g. snow, wind, flooding and extreme heat

** Trains and stations easily accessible by older and disabled people and those with pushchairs, bicycles, luggage etc.

IMPORTANCE VERSUS PERFORMANCE – LONDON NORTHWESTERN RAILWAY



The features in the pink box are the highest priority as they are the most important and score less well in terms of performance



MXD1 Please tell us which of the items are most important to you when travelling by train.

QB2. Thinking again about the type of journey you make most often, please tell us how you rate the railway's performance on the following
Base: All London Northwestern Railway passengers (n=146)

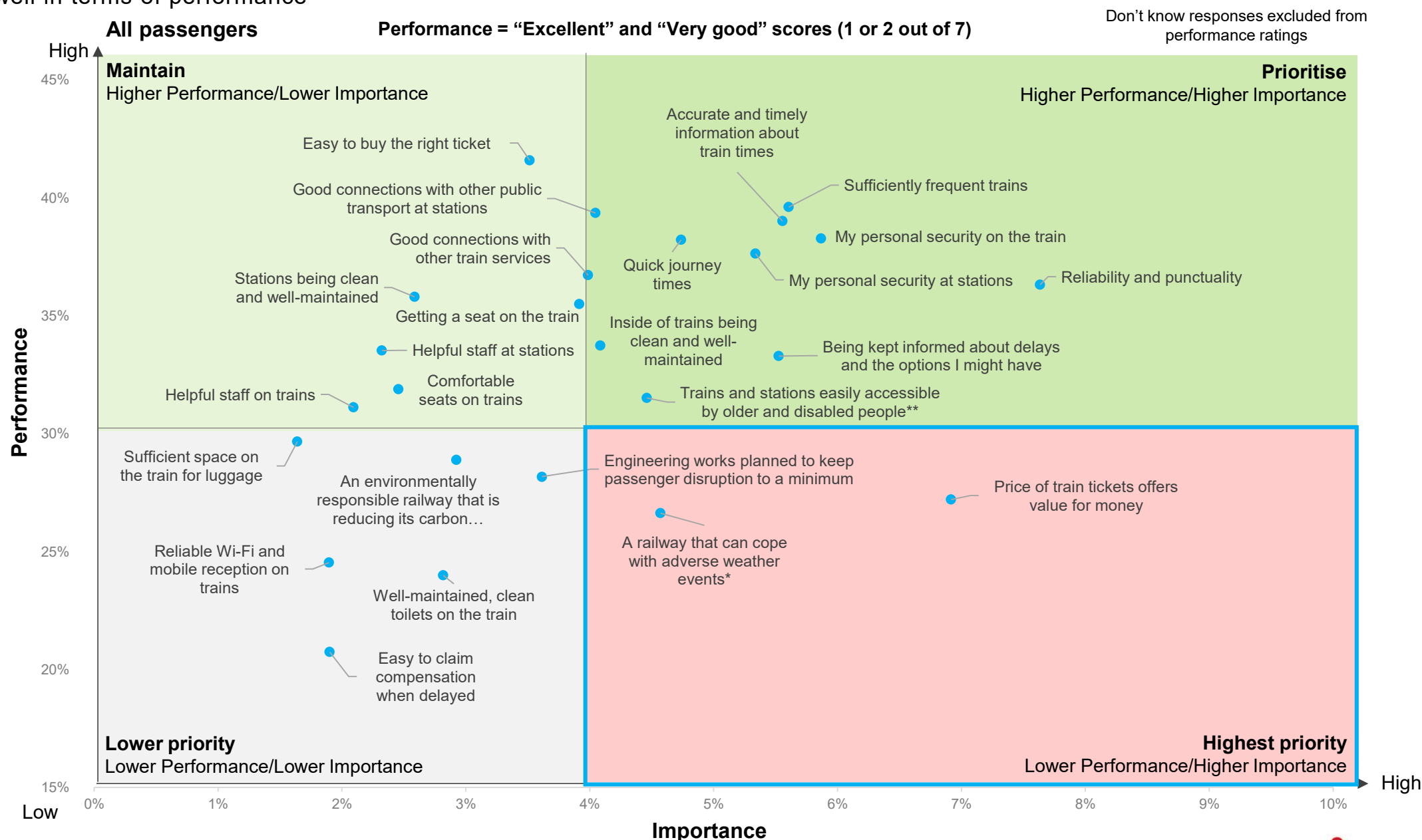
Expectations exact wording

* A railway that can cope with adverse weather events e.g. snow, wind, flooding and extreme heat

** Trains and stations easily accessible by older and disabled people and those with pushchairs, bicycles, luggage etc.

IMPORTANCE VERSUS PERFORMANCE – LONDON OVERGROUND

The features in the pink box are the highest priority as they are the most important and score less well in terms of performance



MXD1 Please tell us which of the items are most important to you when travelling by train.

QB2. Thinking again about the type of journey you make most often, please tell us how you rate the railway's performance on the following
Base: All London Overground passengers (n=481)

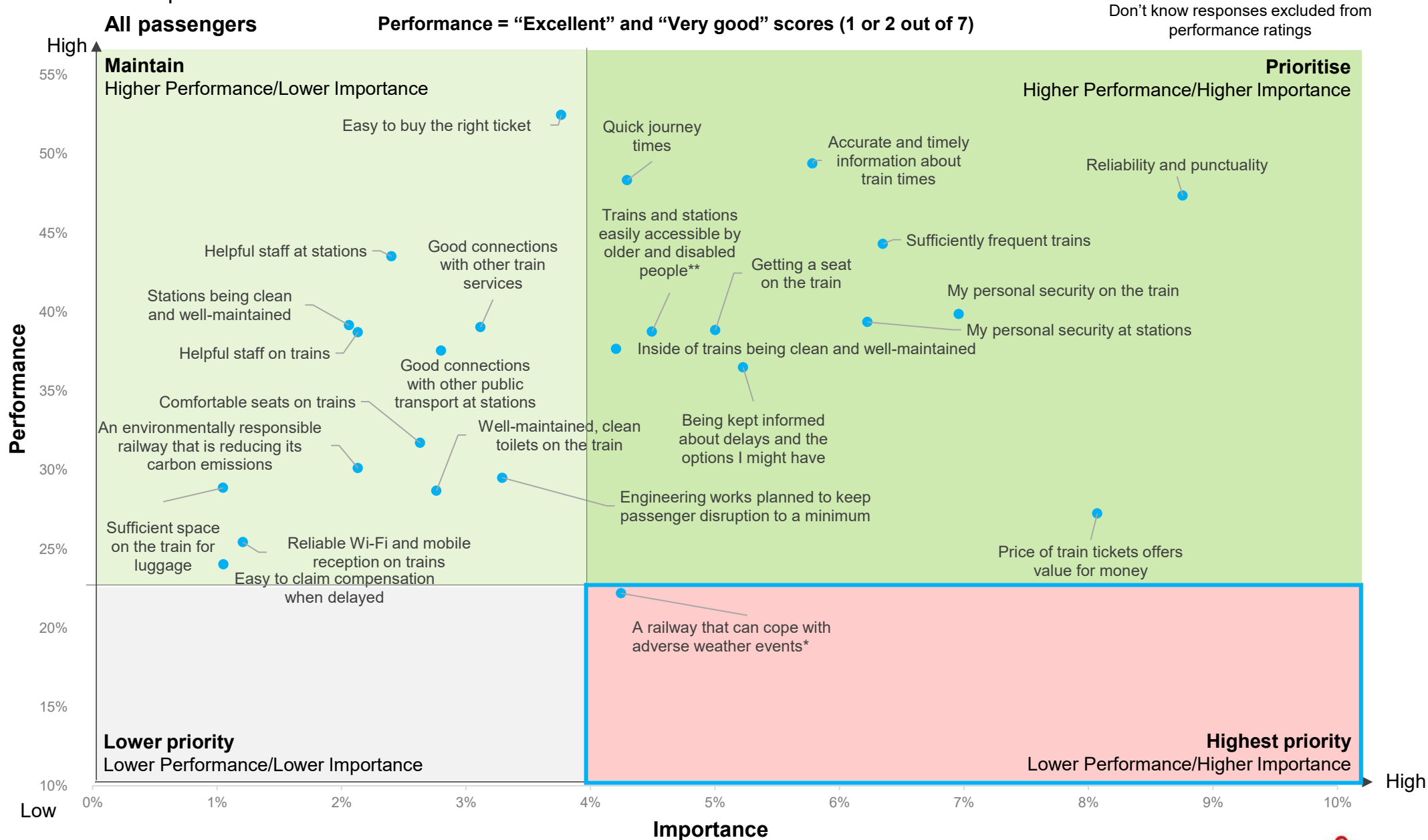
Expectations exact wording

* A railway that can cope with adverse weather events e.g. snow, wind, flooding and extreme heat

** Trains and stations easily accessible by older and disabled people and those with pushchairs, bicycles, luggage etc.

IMPORTANCE VERSUS PERFORMANCE – MERSEYRAIL

The features in the pink box are the highest priority as they are the most important and score less well in terms of performance



MXD1 Please tell us which of the items are most important to you when travelling by train.

QB2. Thinking again about the type of journey you make most often, please tell us how you rate the railway's performance on the following
Base: All MerseyRail passengers (n=259)

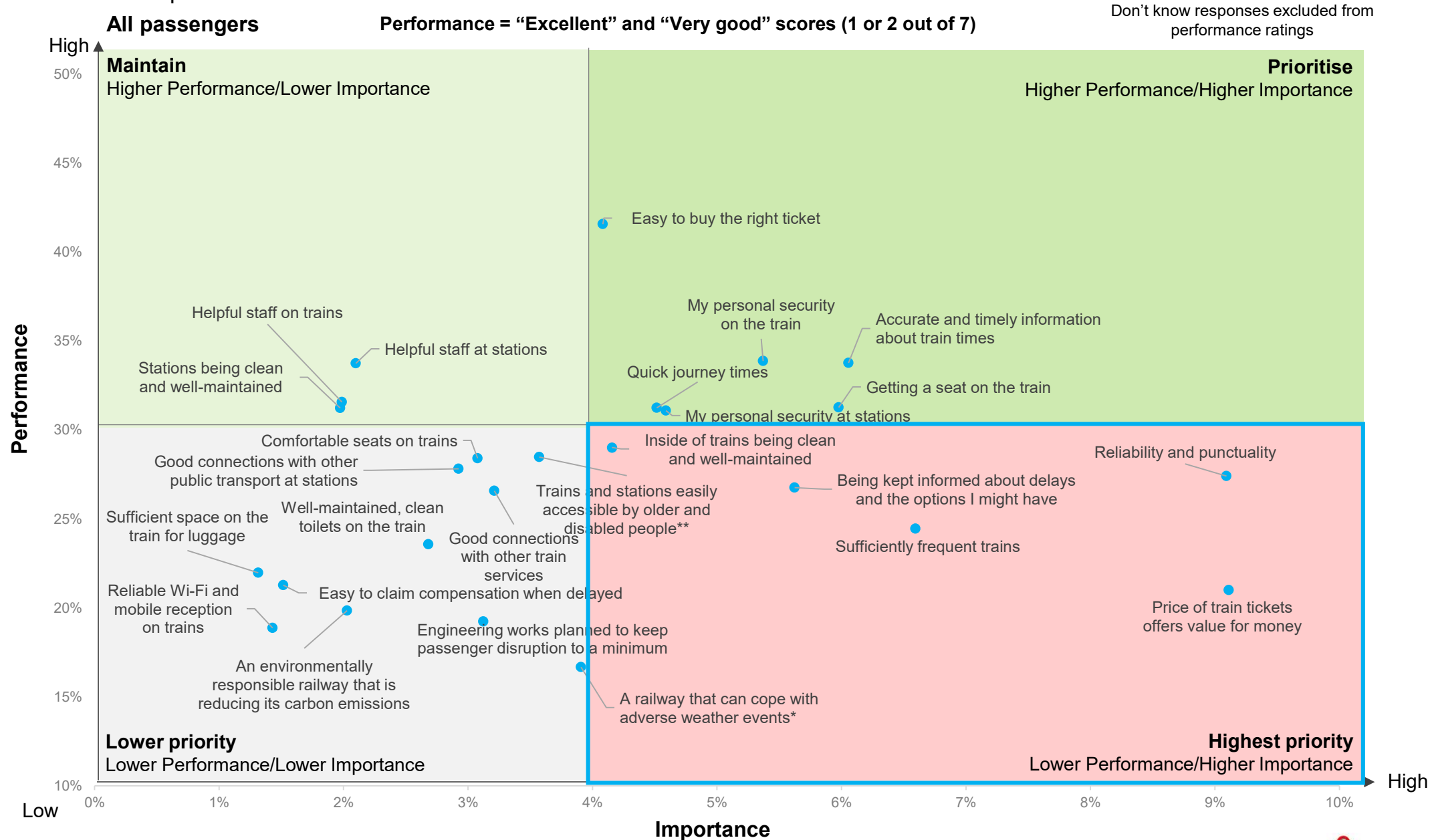
Expectations exact wording

* A railway that can cope with adverse weather events e.g. snow, wind, flooding and extreme heat

** Trains and stations easily accessible by older and disabled people and those with pushchairs, bicycles, luggage etc.

IMPORTANCE VERSUS PERFORMANCE – NORTHERN

The features in the pink box are the highest priority as they are the most important and score less well in terms of performance



MXD1 Please tell us which of the items are most important to you when travelling by train.

QB2. Thinking again about the type of journey you make most often, please tell us how you rate the railway's performance on the following
Base: All Northern passengers (n=1,104)

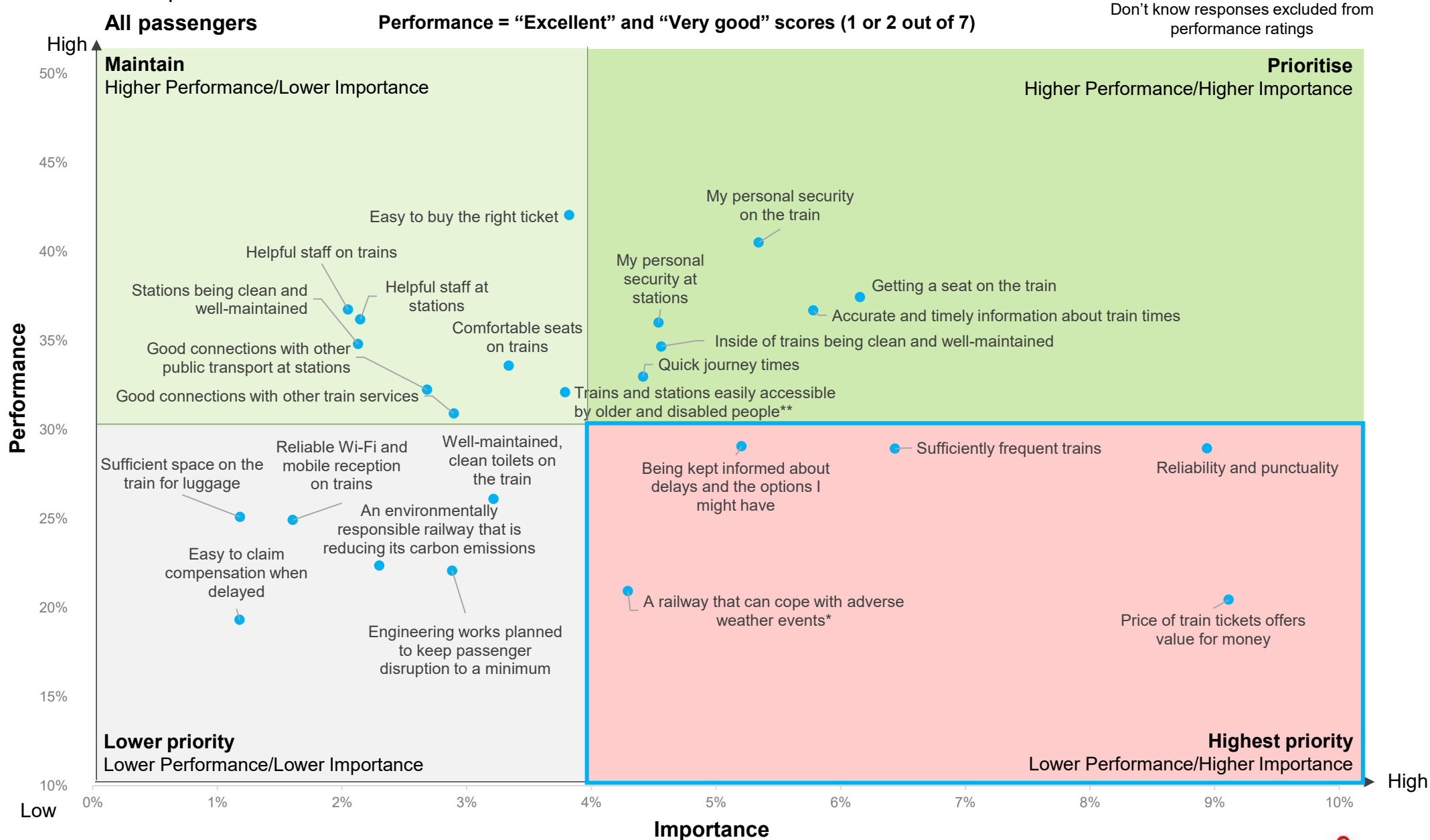
Expectations exact wording

* A railway that can cope with adverse weather events e.g. snow, wind, flooding and extreme heat

** Trains and stations easily accessible by older and disabled people and those with pushchairs, bicycles, luggage etc.

IMPORTANCE VERSUS PERFORMANCE – SCOTRAIL

The features in the pink box are the highest priority as they are the most important and score less well in terms of performance

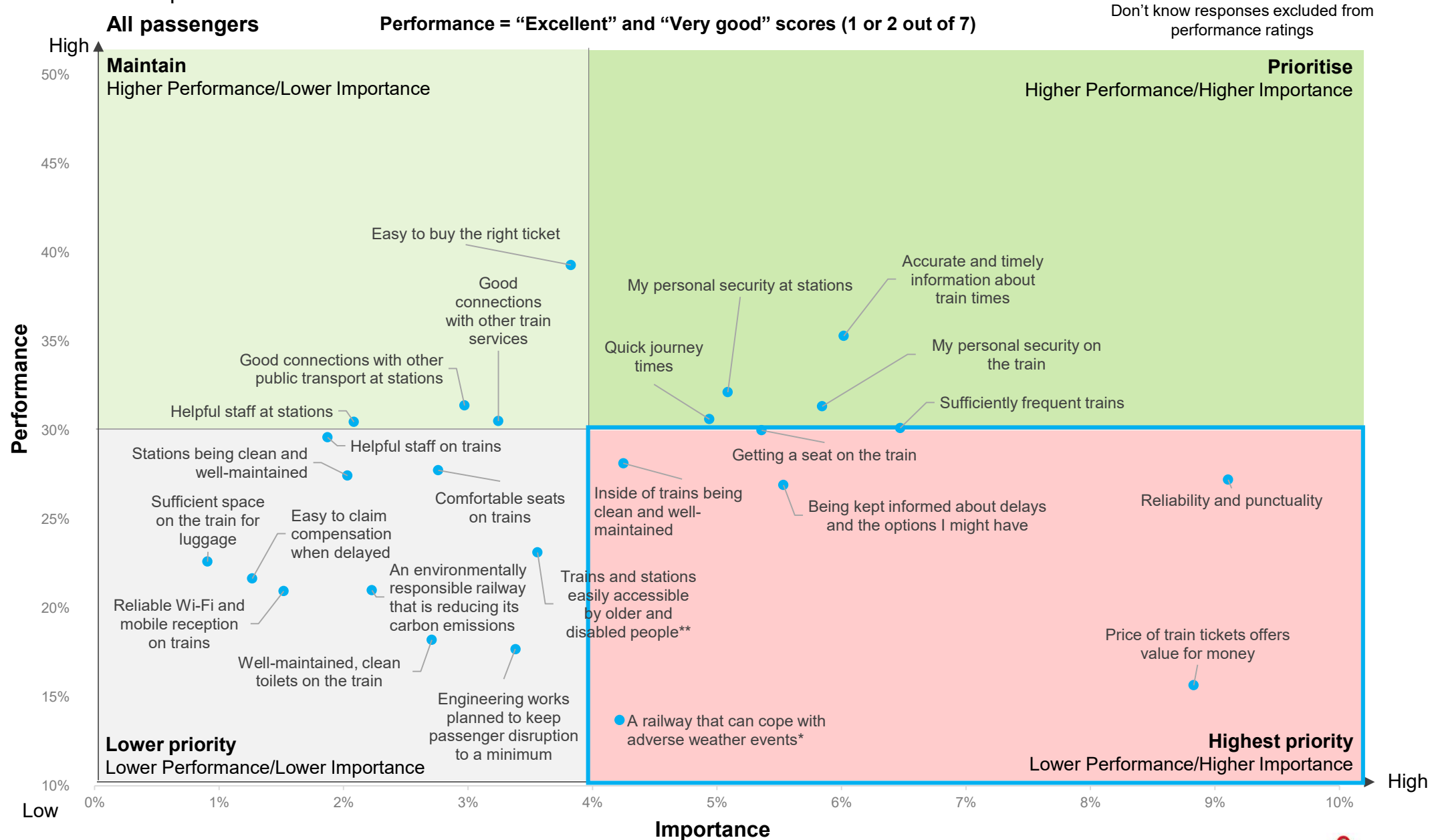


MXD1 Please tell us which of the items are most important to you when travelling by train.
QB2. Thinking again about the type of journey you make most often, please tell us how you rate the railway's performance on the following
Base: All ScotRail passengers (n=811)

Expectations exact wording
* A railway that can cope with adverse weather events e.g. snow, wind, flooding and extreme heat
** Trains and stations easily accessible by older and disabled people and those with pushchairs, bicycles, luggage etc.

IMPORTANCE VERSUS PERFORMANCE – SOUTHEASTERN

The features in the pink box are the highest priority as they are the most important and score less well in terms of performance



MXD1 Please tell us which of the items are most important to you when travelling by train.

QB2. Thinking again about the type of journey you make most often, please tell us how you rate the railway's performance on the following
Base: All Southeastern passengers (n=724)

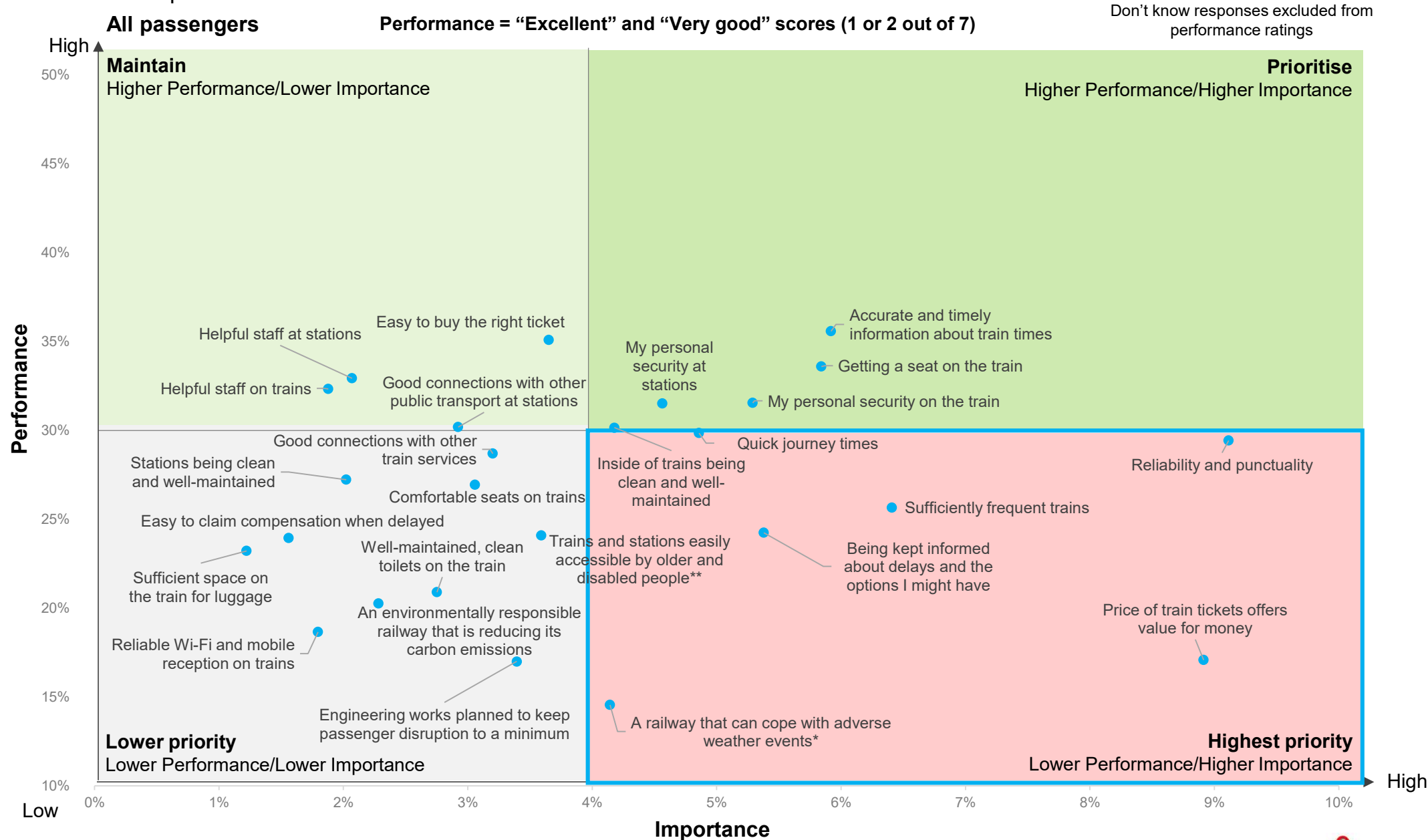
Expectations exact wording

* A railway that can cope with adverse weather events e.g. snow, wind, flooding and extreme heat

** Trains and stations easily accessible by older and disabled people and those with pushchairs, bicycles, luggage etc.

IMPORTANCE VERSUS PERFORMANCE – SOUTH WESTERN RAILWAY

The features in the pink box are the highest priority as they are the most important and score less well in terms of performance



MXD1 Please tell us which of the items are most important to you when travelling by train.

QB2. Thinking again about the type of journey you make most often, please tell us how you rate the railway's performance on the following
Base: All South Western Railway passengers (n=790)

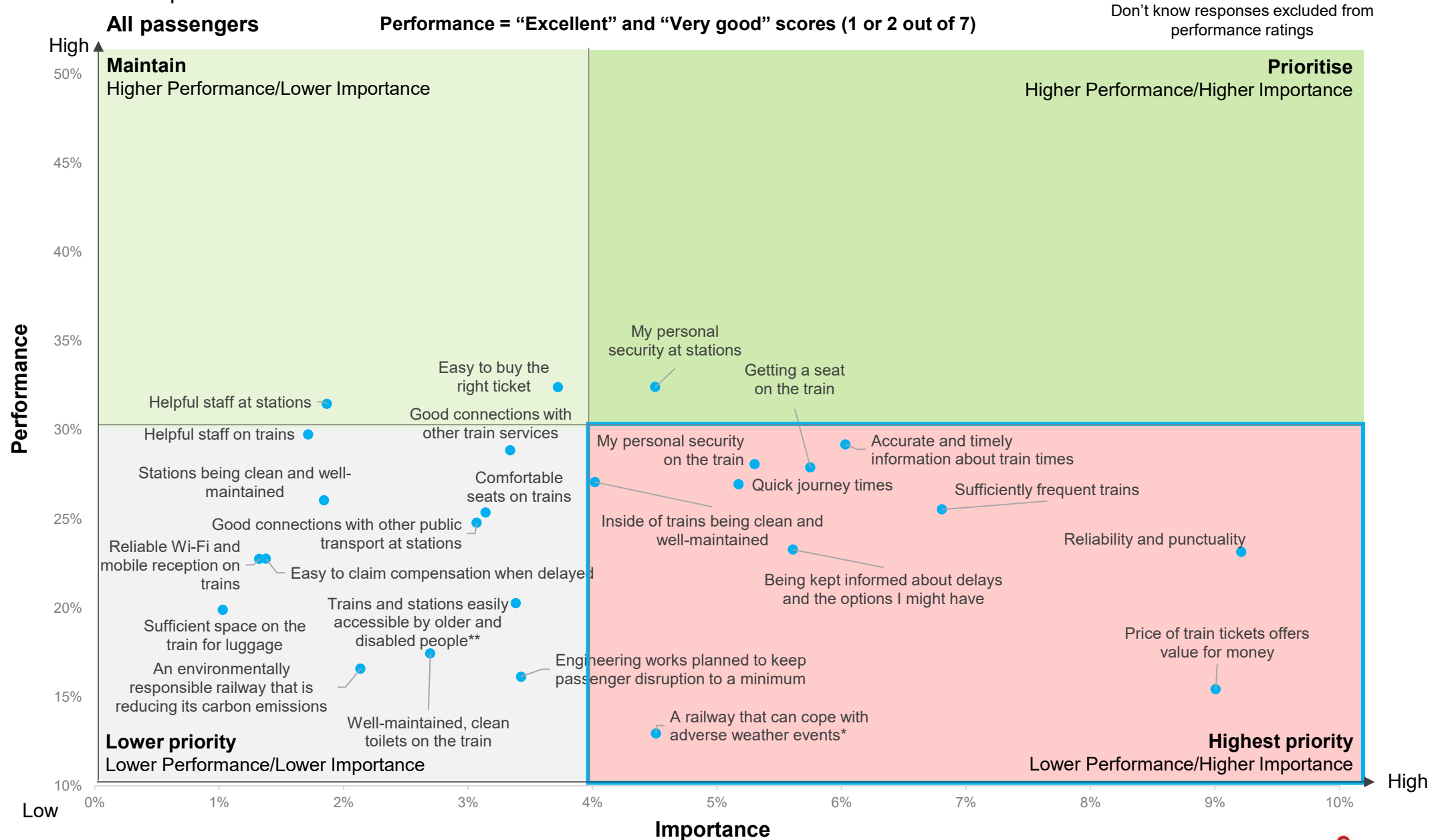
Expectations exact wording

* A railway that can cope with adverse weather events e.g. snow, wind, flooding and extreme heat

** Trains and stations easily accessible by older and disabled people and those with pushchairs, bicycles, luggage etc.

IMPORTANCE VERSUS PERFORMANCE – SOUTHERN

The features in the pink box are the highest priority as they are the most important and score less well in terms of performance



MXD1 Please tell us which of the items are most important to you when travelling by train.

QB2. Thinking again about the type of journey you make most often, please tell us how you rate the railway's performance on the following
Base: All Southern passengers (n=464)

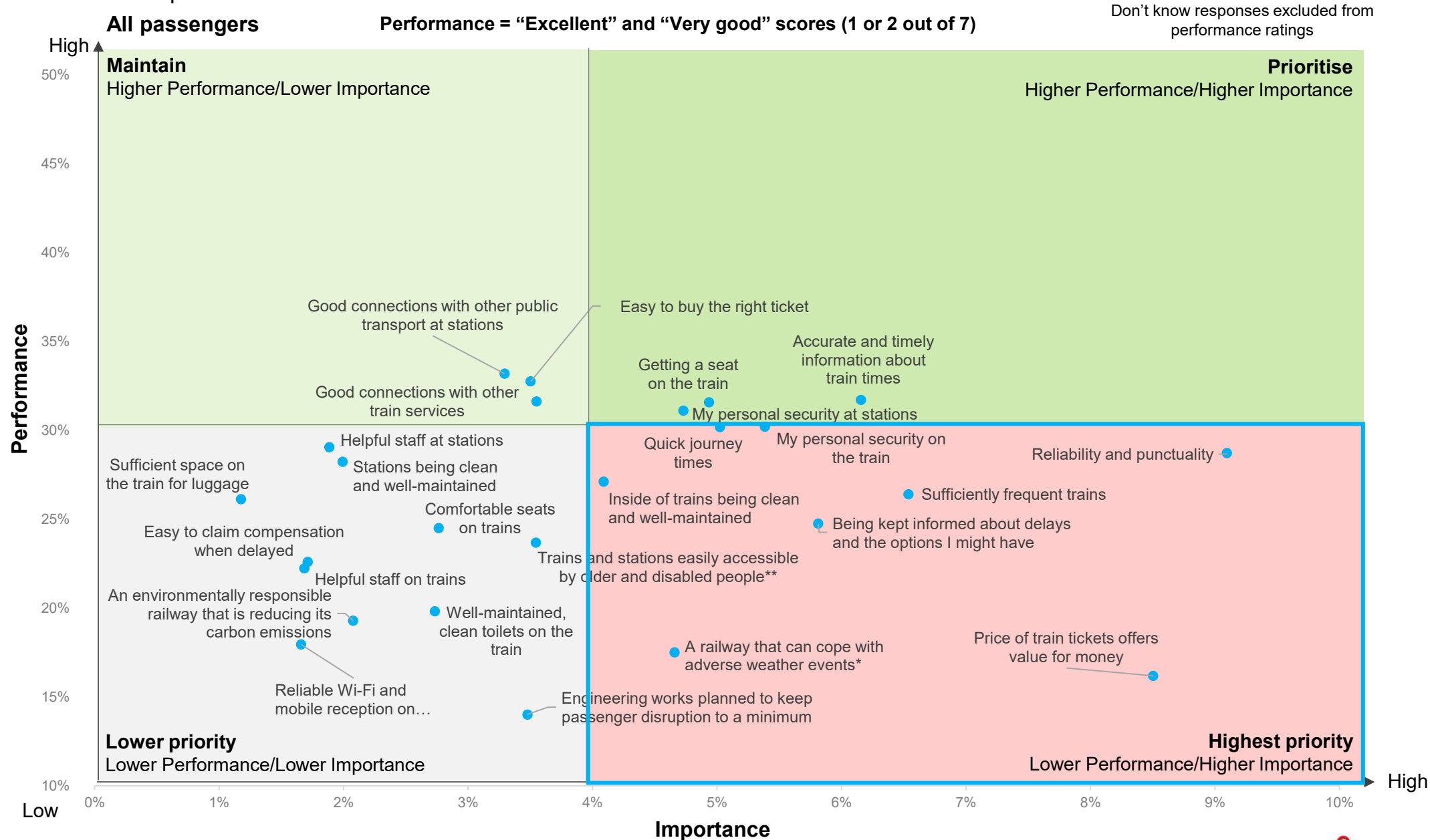
Expectations exact wording

* A railway that can cope with adverse weather events e.g. snow, wind, flooding and extreme heat

** Trains and stations easily accessible by older and disabled people and those with pushchairs, bicycles, luggage etc.

IMPORTANCE VERSUS PERFORMANCE – THAMESLINK

The features in the pink box are the highest priority as they are the most important and score less well in terms of performance



MXD1 Please tell us which of the items are most important to you when travelling by train.

QB2. Thinking again about the type of journey you make most often, please tell us how you rate the railway's performance on the following
Base: All Thameslink passengers (n=385)

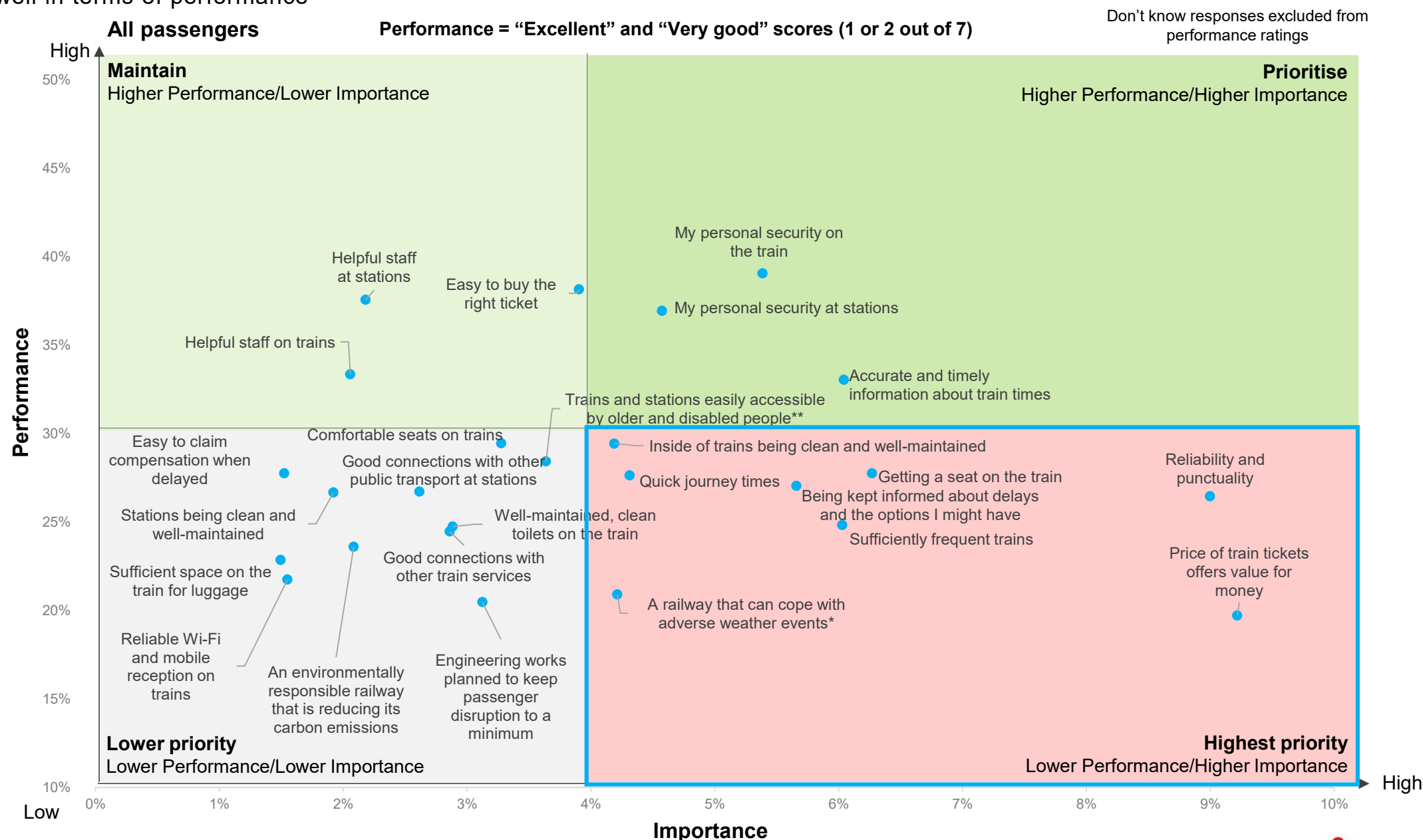
Expectations exact wording

* A railway that can cope with adverse weather events e.g. snow, wind, flooding and extreme heat

** Trains and stations easily accessible by older and disabled people and those with pushchairs, bicycles, luggage etc.

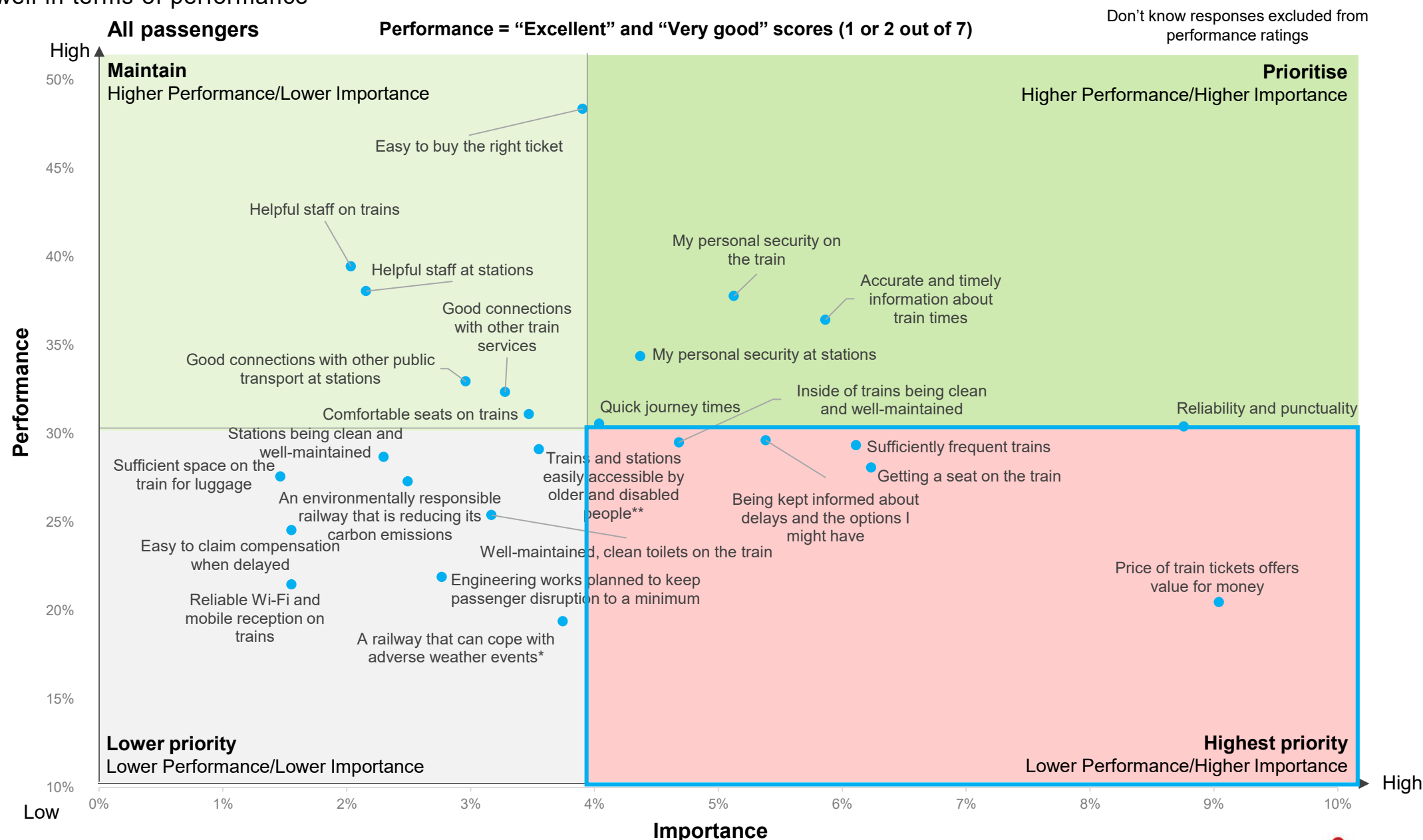
IMPORTANCE VERSUS PERFORMANCE – TRANSPENNINE EXPRESS

The features in the pink box are the highest priority as they are the most important and score less well in terms of performance



IMPORTANCE VERSUS PERFORMANCE – TRANSPORT FOR WALES

The features in the pink box are the highest priority as they are the most important and score less well in terms of performance



MXD1 Please tell us which of the items are most important to you when travelling by train.

QB2. Thinking again about the type of journey you make most often, please tell us how you rate the railway's performance on the following
Base: All Transport for Wales passengers (n=336)

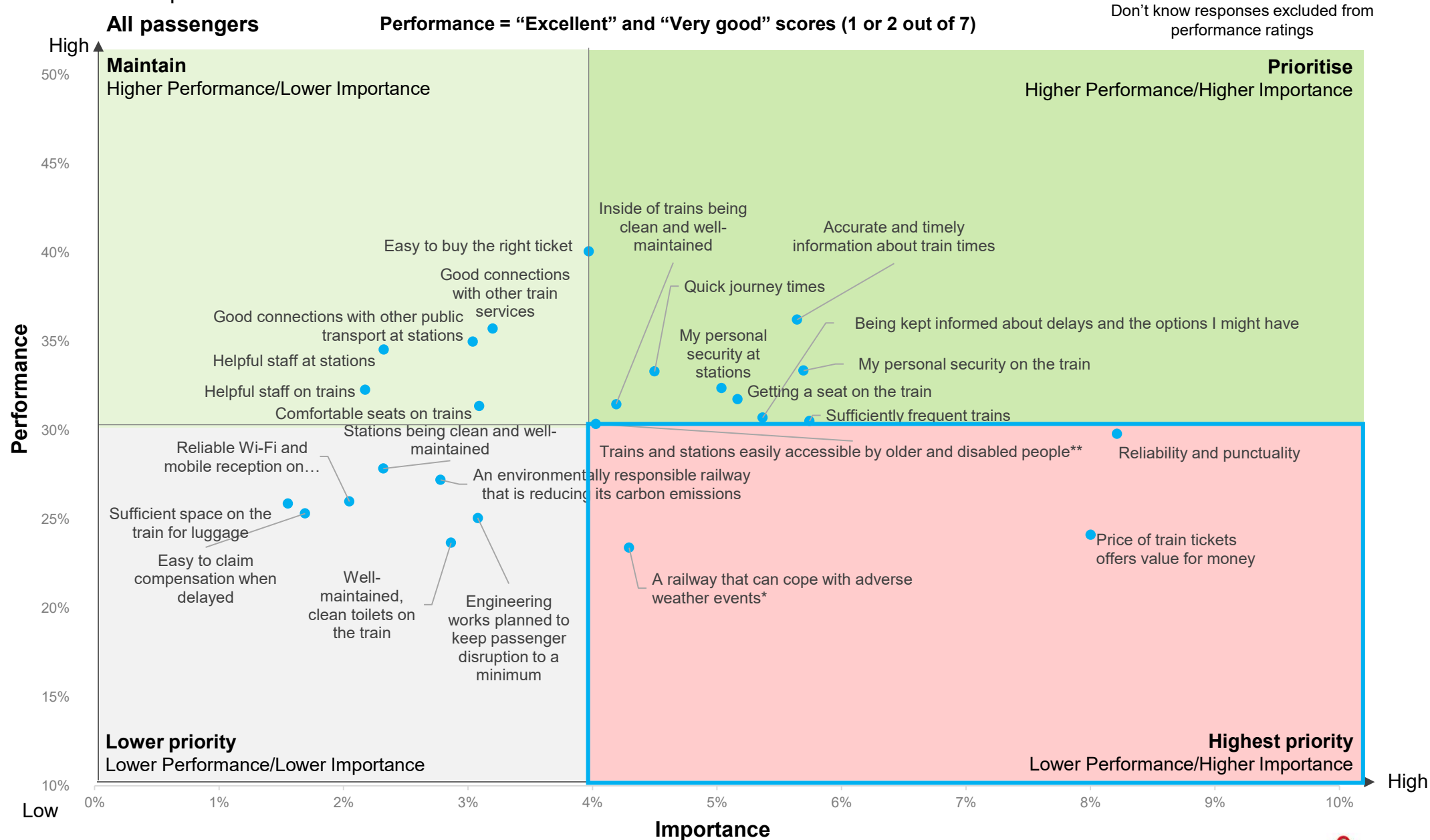
Expectations exact wording

* A railway that can cope with adverse weather events e.g. snow, wind, flooding and extreme heat

** Trains and stations easily accessible by older and disabled people and those with pushchairs, bicycles, luggage etc.

IMPORTANCE VERSUS PERFORMANCE – WEST MIDLANDS RAILWAY

The features in the pink box are the highest priority as they are the most important and score less well in terms of performance



MXD1 Please tell us which of the items are most important to you when travelling by train.

QB2. Thinking again about the type of journey you make most often, please tell us how you rate the railway's performance on the following
Base: All West Midlands Railway passengers (n=575)

Expectations exact wording

* A railway that can cope with adverse weather events e.g. snow, wind, flooding and extreme heat

** Trains and stations easily accessible by older and disabled people and those with pushchairs, bicycles, luggage etc.



RESEARCH METHODOLOGY (I)

Details of the method used for this major online survey conducted in the summer of 2022 among train passengers in Great Britain.

15,226 online interviews were completed with rail passengers in Great Britain. Fieldwork took place from 11th – 24th August 2022. This was soon after the end of a heatwave in Britain, with temperatures well above 30°C during the middle of July, and 40°C recorded in the UK for the first time ever on 19th July. During the heatwave, rail services were disrupted, with restricted timetables and speed restrictions on some lines. This is worth noting because within the survey we ask about how important it is that the railway “can cope with adverse weather events e.g. snow, wind, flooding and extreme heat.” Overall, this ranked 11th in importance to passengers out of the 25 features tested.

While it is possible that the timing of the research could have impacted its ranking, it is worth noting that it also ranked 11th and 12th in Scotland and Wales respectively, where the impact of the heatwave was less extreme. It is also relevant to observe that the record temperatures beat the previous record high which occurred as recently as 2019, so these types of weather events have been on the rise in recent years.

| All passengers | | Interviews |
|--------------------|------------------------------------|------------|
| Current passengers | Travelled in last 3 months | 10,179 |
| | Travelled in last 4 – 12 months | 2,386 |
| Lapsed Travellers | Travelled during 2019 to July 2021 | 2,661 |
| All | | 15,226 |

Among the current passengers, we identified the purpose of their journeys and asked many of the subsequent questions in the survey about one of those types of journey which they make most frequently. Obviously, many travellers use the rail for multiple purposes, in these instances the journey purpose selected to be asked about was done so on a “least full” basis. This seeks to ensure that journey types were asked about as evenly as possible. For example, if a respondent travelled by train for both leisure and for commuting, they were asked about the journey purpose which had been covered by the fewest number of passengers up to that point in the research. By using this technique, we were able to ensure we achieved a reasonable base for analysis for each of the journey types (see opposite for sample sizes).

The research also made use of the Ipsos MORI telephone omnibus survey to understand the nationally representative demographic profile of those who had travelled by train in the past 12 months. Based on this data quotas were set by age, gender, social grade, region and recency of travel (past 3 months, 4-12 months, over 12 months). Using the same profile characteristics, the final data was also weighted to take account of minor differences to the omnibus survey results.

| Current passengers | | Interviews |
|------------------------|---|------------|
| Commuter | travelling to and from work or place of education | 2,329 |
| Business | travelling <u>for</u> work | 2,323 |
| Leisure | travel for enjoyment e.g. visiting friends/relatives, shopping, holidays, day trips, for sport etc. | 5,576 |
| Personal Business | travel for medical appointments, job interviews, banking etc. | 2,337 |
| All current passengers | | 12,565 |

Using MaxDiff to measure the relative importance of different aspects of the journey experience

What is MaxDiff? Maximum Difference Scaling (MaxDiff) is a way of evaluating the importance (or preference) of a number of alternatives. It is a discrete choice technique: respondents are asked to make simple best/worst choices.

How does it work? When undertaking the MaxDiff exercise, we asked participants to think about their most frequent journey that they take by train for a specific purpose; a journey for commuting, business, leisure or for personal business.

Participants completed a series of exercises. Each time they saw five features of the railway and were asked which was most important and which was least important to them when travelling by rail for their specific journey. This was repeated 15 times, with different combinations of features each time.

The table opposite lists the 25 features of the railway included in the MaxDiff exercise. The results from this exercise, presented in this report, allow us to understand what matters most to rail passengers in Britain.

| | Features of the railway (listed alphabetically) |
|----|--|
| 1 | A railway that can cope with adverse weather events e.g. snow, wind, flooding and extreme heat |
| 2 | Accurate and timely information about train times |
| 3 | An environmentally responsible railway that is reducing its carbon emissions |
| 4 | Being kept informed about delays and the options I might have |
| 5 | Comfortable seats on trains |
| 6 | Easy to buy the right ticket |
| 7 | Easy to claim compensation when delayed |
| 8 | Engineering works planned to keep passenger disruption to a minimum |
| 9 | Getting a seat on the train |
| 10 | Good connections with other public transport at stations |
| 11 | Good connections with other train services |
| 12 | Helpful staff at stations |
| 13 | Helpful staff on trains |
| 14 | Inside of trains being clean and well-maintained |
| 15 | My personal security at stations |
| 16 | My personal security on the train |
| 17 | Price of train tickets offers value for money |
| 18 | Quick journey times |
| 19 | Reliability and punctuality |
| 20 | Reliable Wi-Fi and mobile reception on trains |
| 21 | Stations being clean and well-maintained |
| 22 | Sufficient space on the train for luggage |
| 23 | Sufficiently frequent trains |
| 24 | Trains and stations easily accessible by older and disabled people and those with pushchairs, bicycles, luggage etc. |
| 25 | Well-maintained, clean toilets on the train |

Quadrangle Research Group
The Butlers Wharf Building
36 Shad Thames

London SE1 2YE
quadrangle.com
+44 (0)20 7357 9919

Research. For decision makers.