



Travel during Covid-19

Tracking research - wave 81

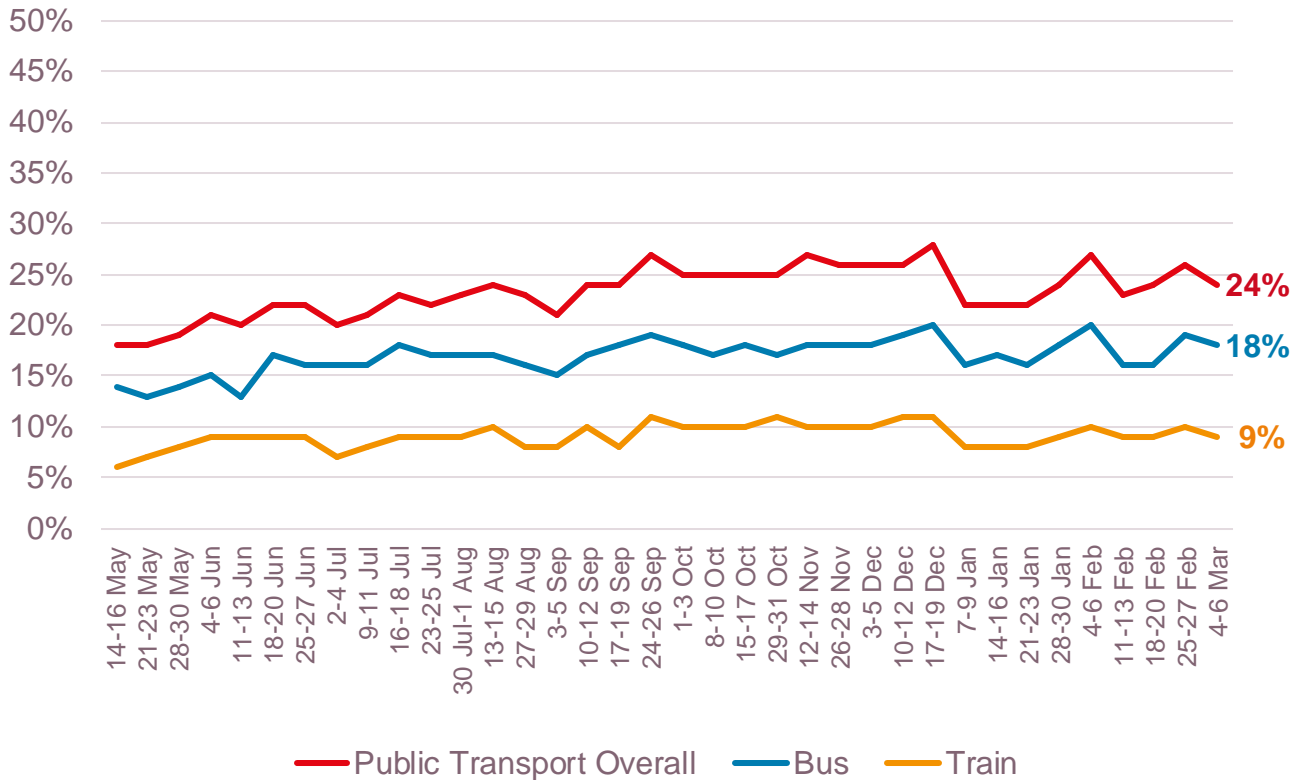
11 March 2022

Travel during Covid-19: omnibus wave 81

A quarter have used public transport in the last seven days

Use of public transport in last seven days – Great Britain

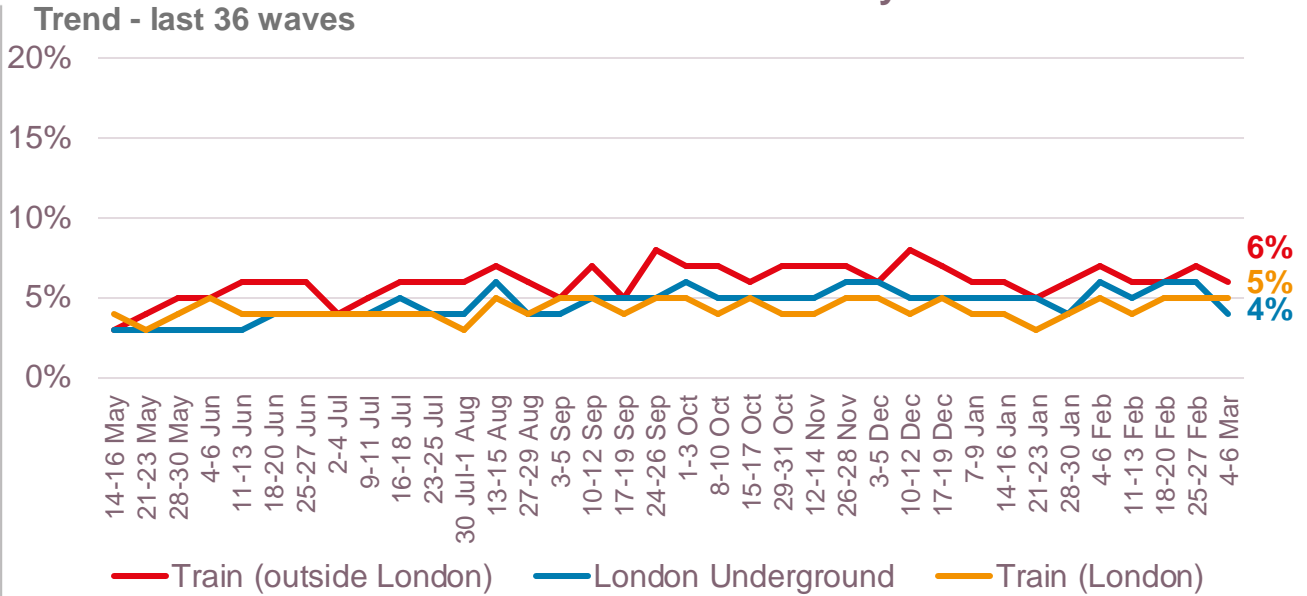
Trend - last 36 waves



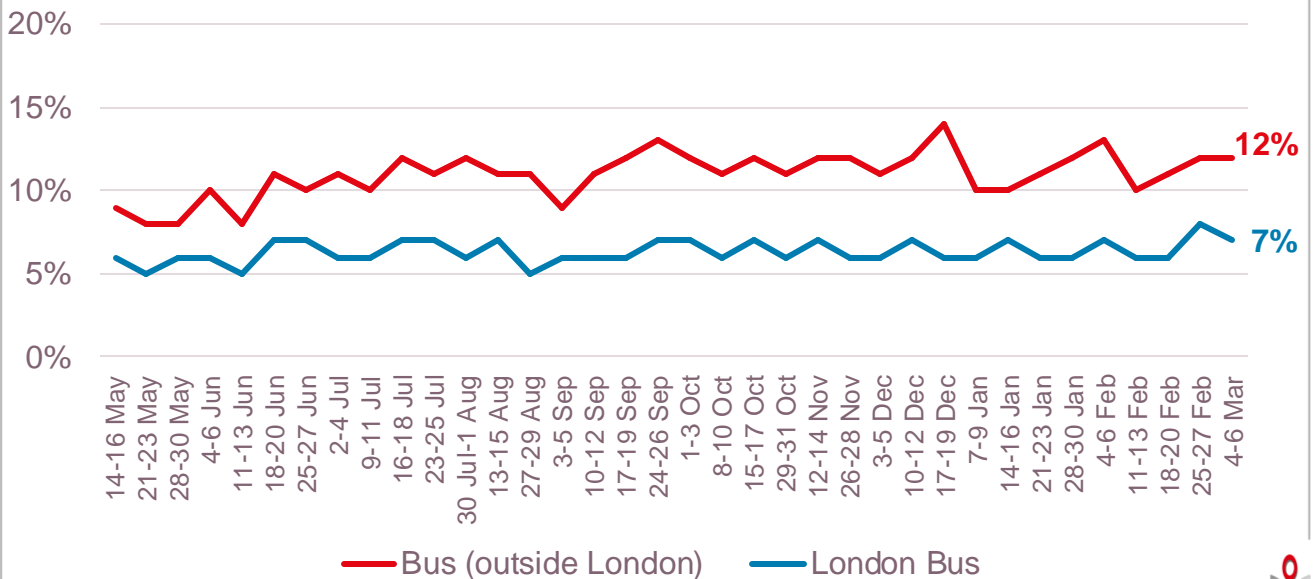
Travel during Covid-19: omnibus wave 81

Use of train generally and bus use in London has decreased compared with last week

Use of train in last seven days

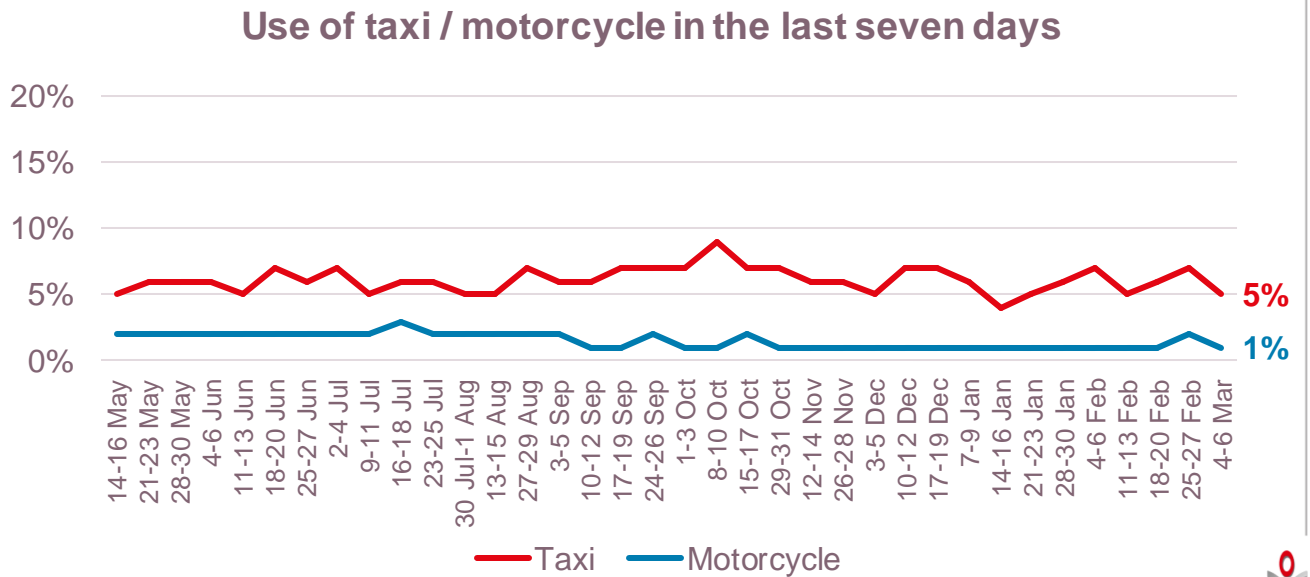
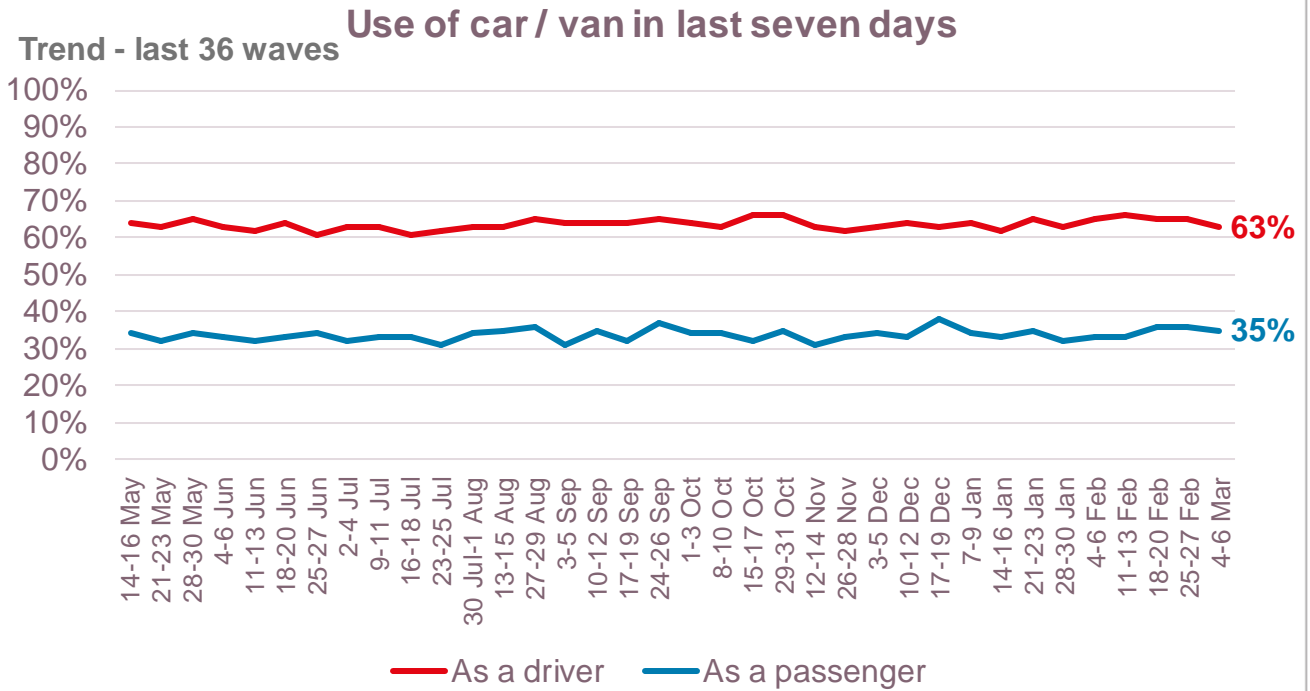


Use of bus in last seven days



Travel during Covid-19: omnibus wave 81

Road use is relatively consistent

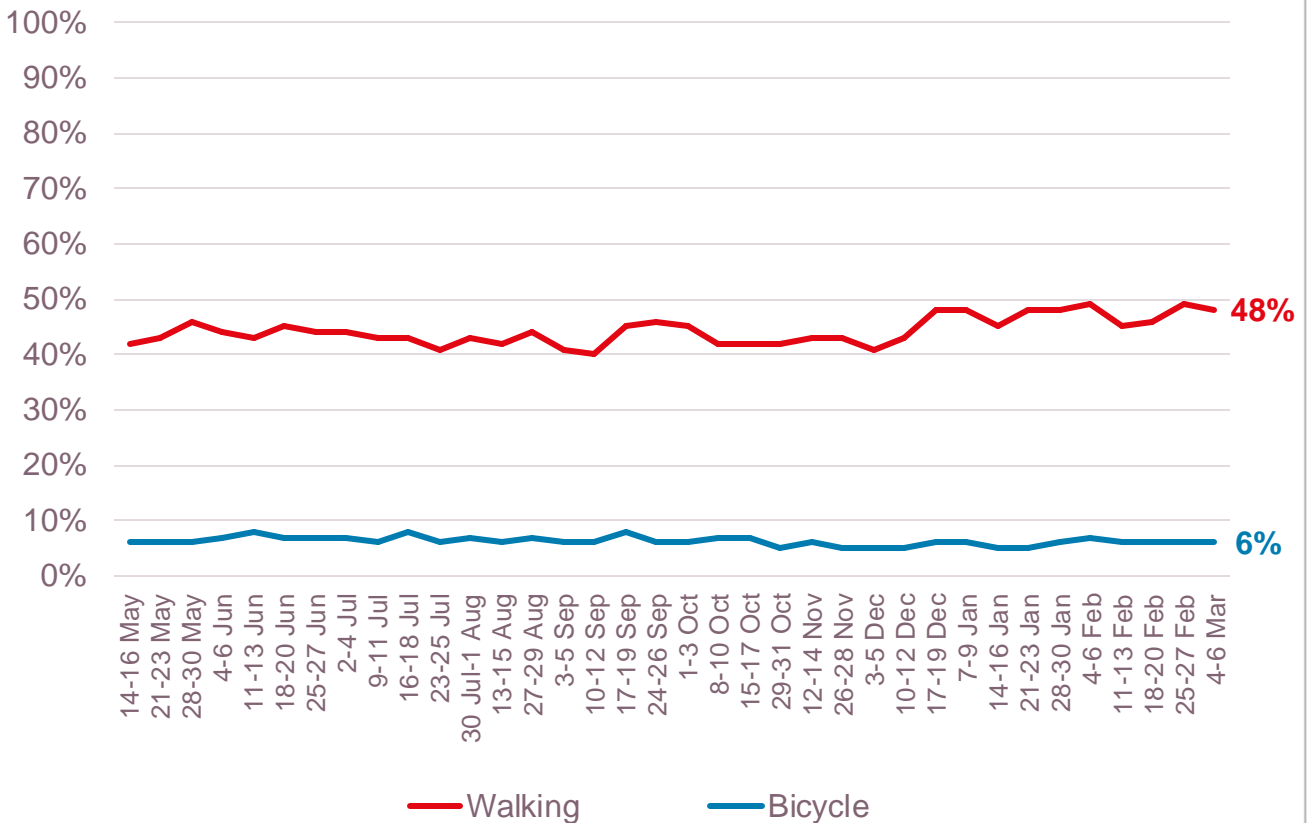


Travel during Covid-19: omnibus wave 81

Half have made journeys on foot, while fewer have cycled

Use of other modes of transport in the last seven days

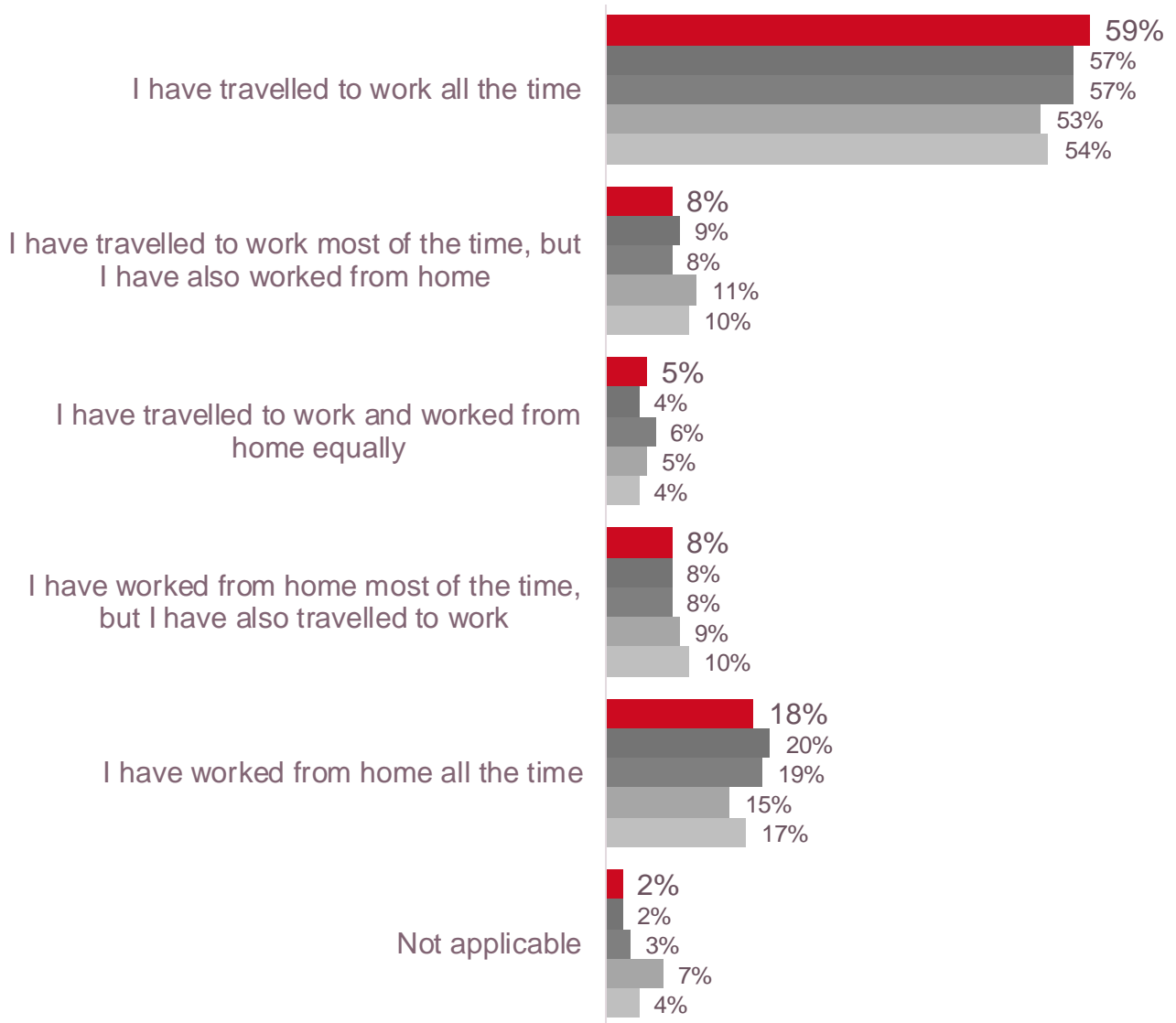
Trend - last 36 waves



Three in five of those who are working have travelled to work and have not worked from home over the last seven days

Which of the following best describes the extent to which you travelled to work or worked from home in the last seven days?

Base: All working full/part time (1,166)



■ W81 - 4-6 Mar

■ W77 - 4-6 Feb

■ W69 - 26-28 Nov

■ W67 - 29-31 Oct

■ W64 - 1-3 Oct

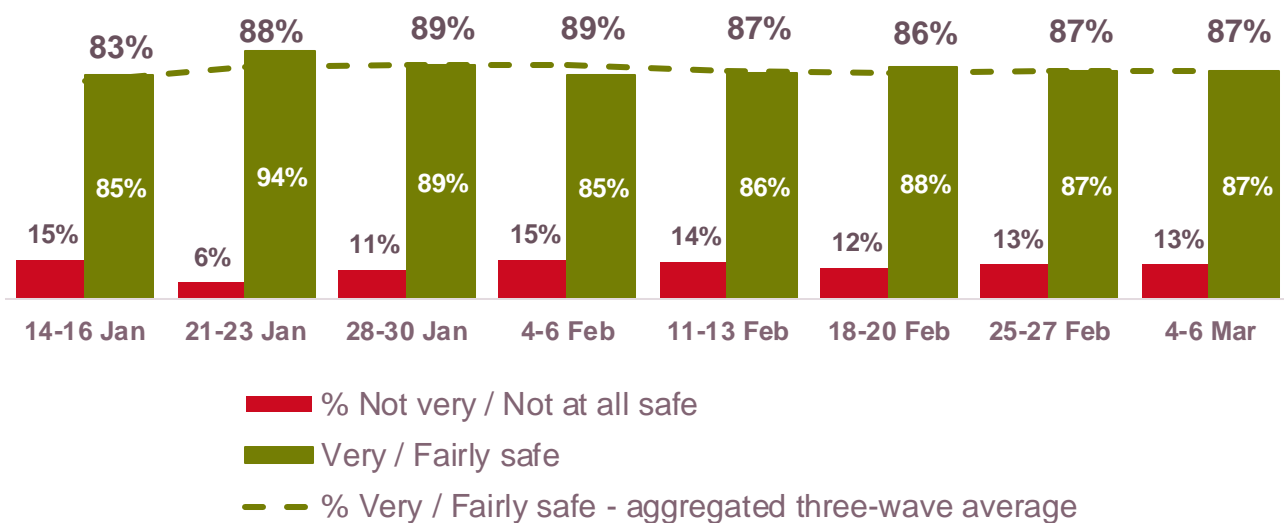
Almost nine in ten of those making train journeys in the last seven days say that they felt safe doing so

Specifically in relation to coronavirus, how safe do you feel at the moment when using trains?

Base: All making journeys by train, W81 – 183



Trend - last eight waves



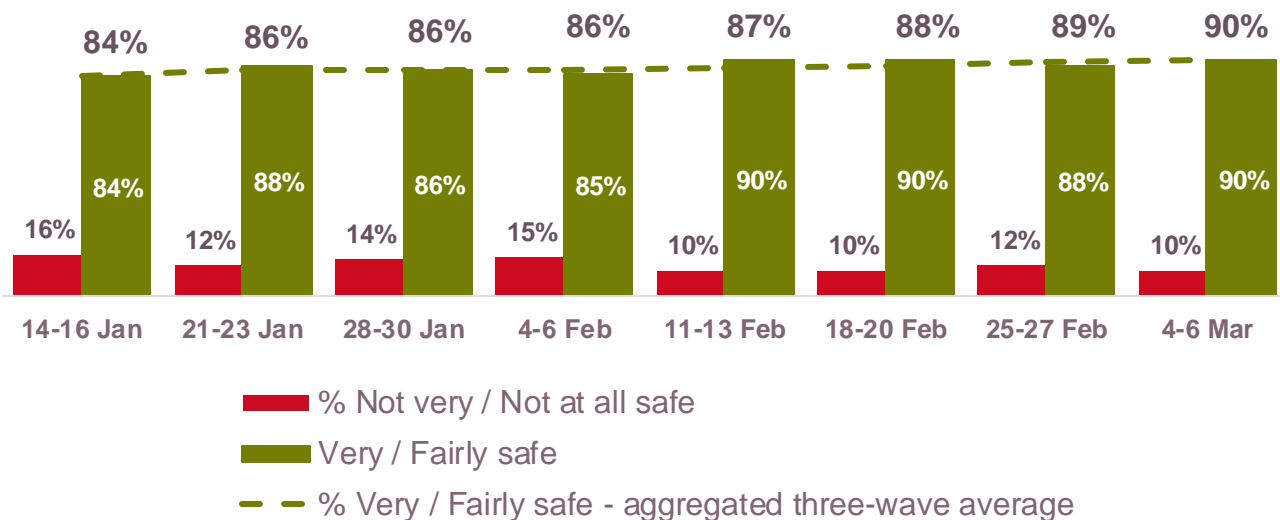
Nine in ten of those making journeys by bus outside London in the last seven days say that they felt safe doing so

Specifically in relation to coronavirus, how safe do you feel at the moment when using buses?

Base: All making journeys by bus outside London, W81 – 239



Trend - last eight waves



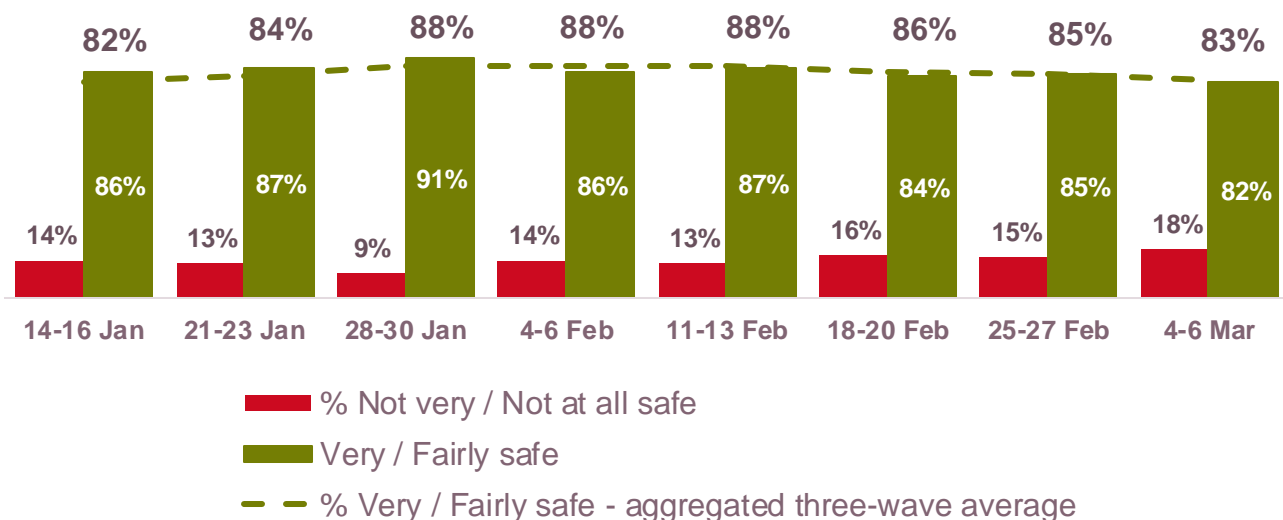
More than four in five of those making journeys by bus in London in the last seven days say that they felt safe doing so

Specifically in relation to coronavirus, how safe do you feel at the moment when using buses

Base: All making journeys by London Bus, W81 – 135




Trend - last eight waves



The majority who used a train or a bus in the last seven days say that they wore a face covering all the time on their journey

On your most recent train journey did you wear a face covering?

Base: All making journeys by train (183)



■ Yes - all the time ■ Yes - some of the time (e.g. when it was busy) ■ No ■ Can't remember

On your most recent bus journey did you wear a face covering?

Base: All making journeys by bus (365)

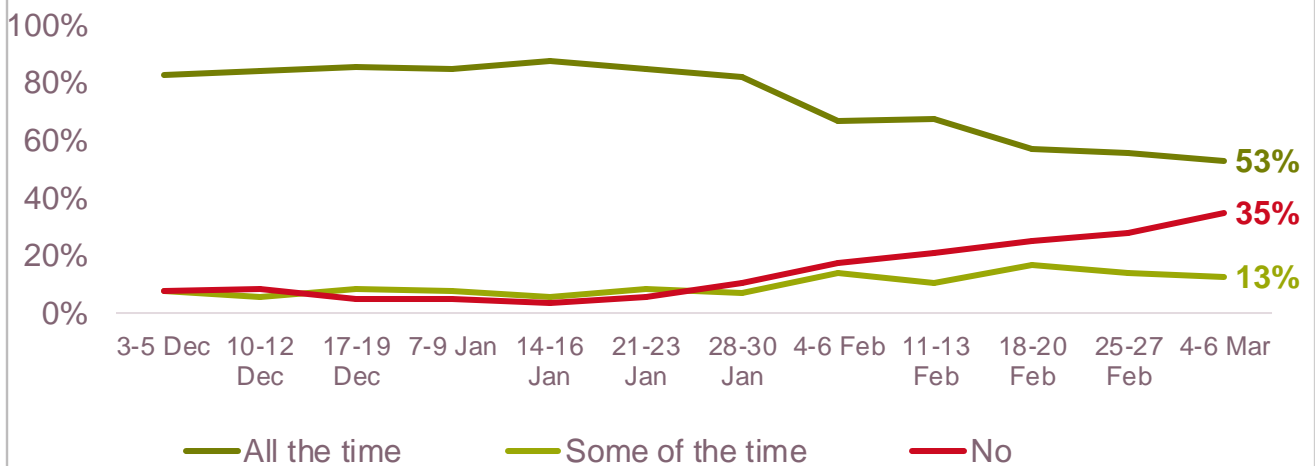


■ Yes - all the time ■ Yes - some of the time (e.g. when it was busy) ■ No ■ Can't remember

There has been a sharp decline in the proportion wearing face coverings on train or bus journeys

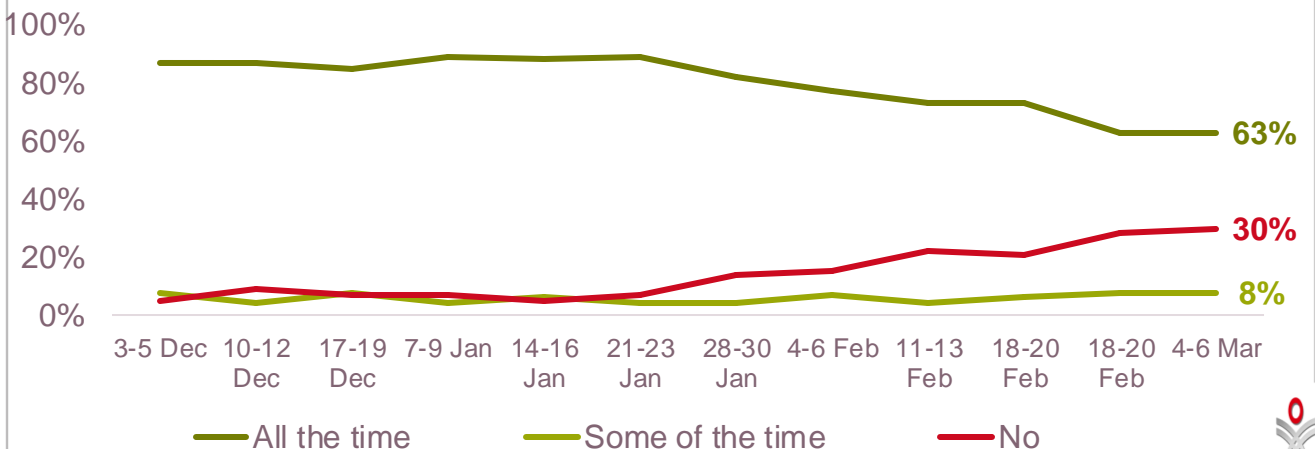
On your most recent train journey did you wear a face covering?

Base: All making journeys by train (183)



On your most recent bus journey did you wear a face covering?

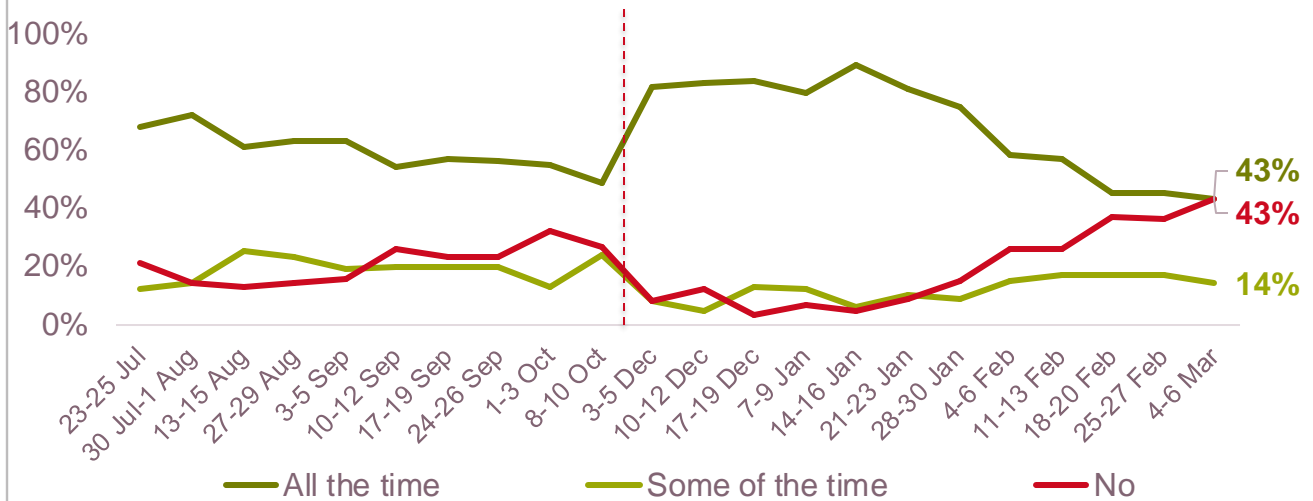
Base: All making journeys by bus (365)



Among those using trains in England (excluding London) less than a half wore a face covering on their last train journey, while three in five did so when using a bus

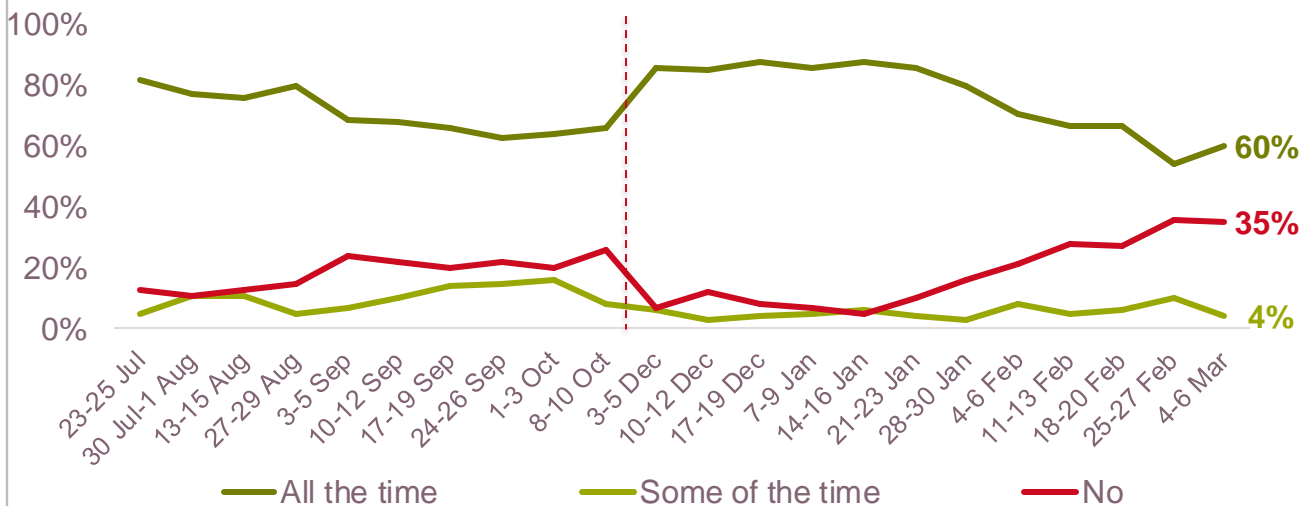
On your most recent train journey did you wear a face covering?

Base: All making journeys by train in England (excluding London) – 103



On your most recent bus journey did you wear a face covering?

Base: All making journeys by bus in England (excluding London) - 194

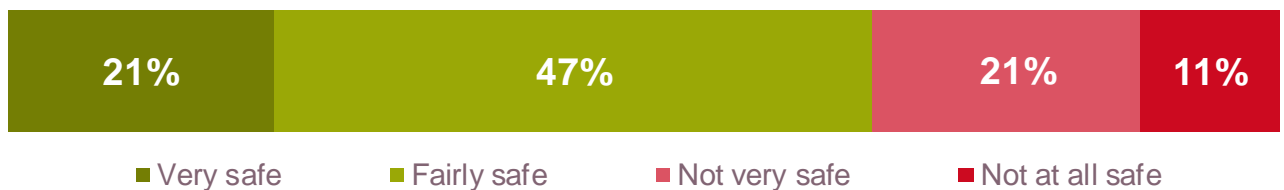


--- Question not asked between 8-10 October and 3-5 December

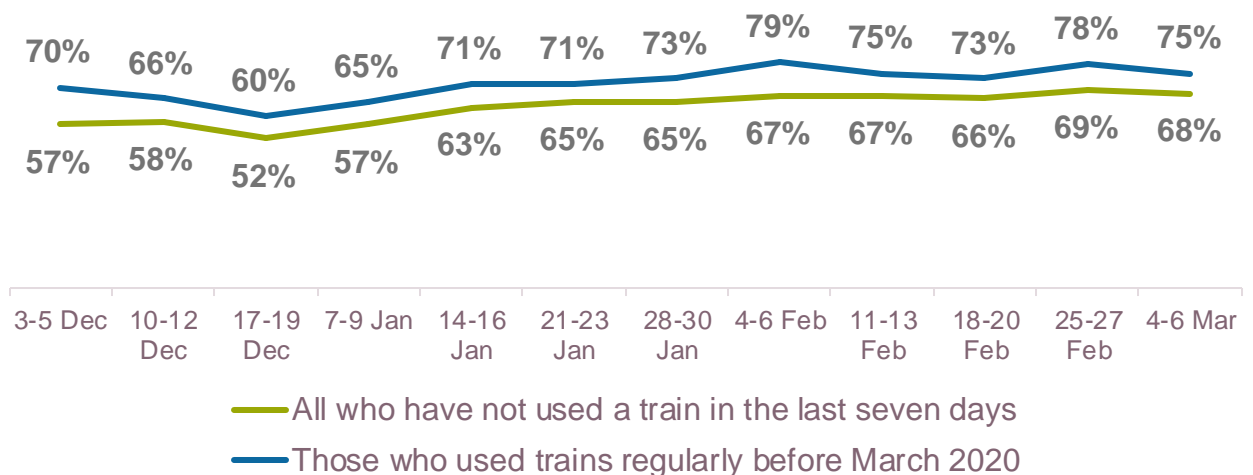
Almost seven in ten of those who have not used a train in the last seven days say that they would feel safe to do so

Specifically in relation to coronavirus, if you had to make a journey at the moment, how safe would you feel making a journey by train?

Base: All *excluding* those making journeys by train (1,844)



Trend - last twelve waves

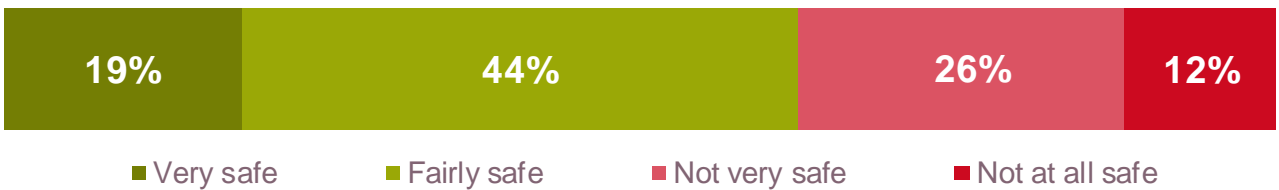


Base: All who used trains regularly before March 2020, but have not done so in the last seven days (303)

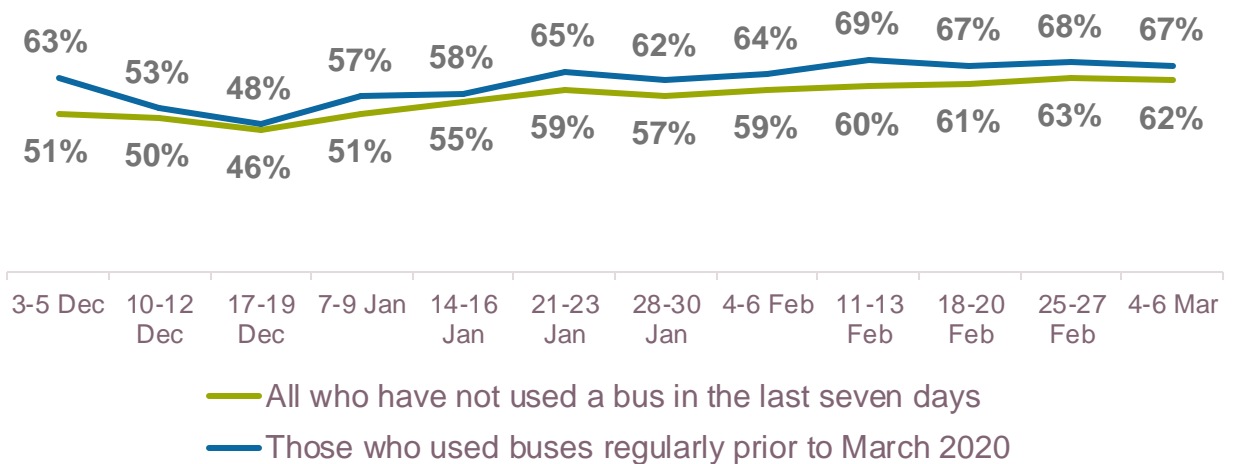
More than three in five of those who have not used a bus in the last seven days say they would feel safe to do so

Specifically in relation to coronavirus, if you had to make a journey at the moment, how safe would you feel making a journey by bus?

Base: All *excluding* those making journeys by bus (1,662)



Trend - last twelve waves



Base: All who used buses regularly before March 2020, but have not done so in the last seven days (370)

Two thirds say that they feel safer using public transport with people wearing face coverings

I feel safer using public transport with people wearing face coverings

Base: W81 1,847

% Agree

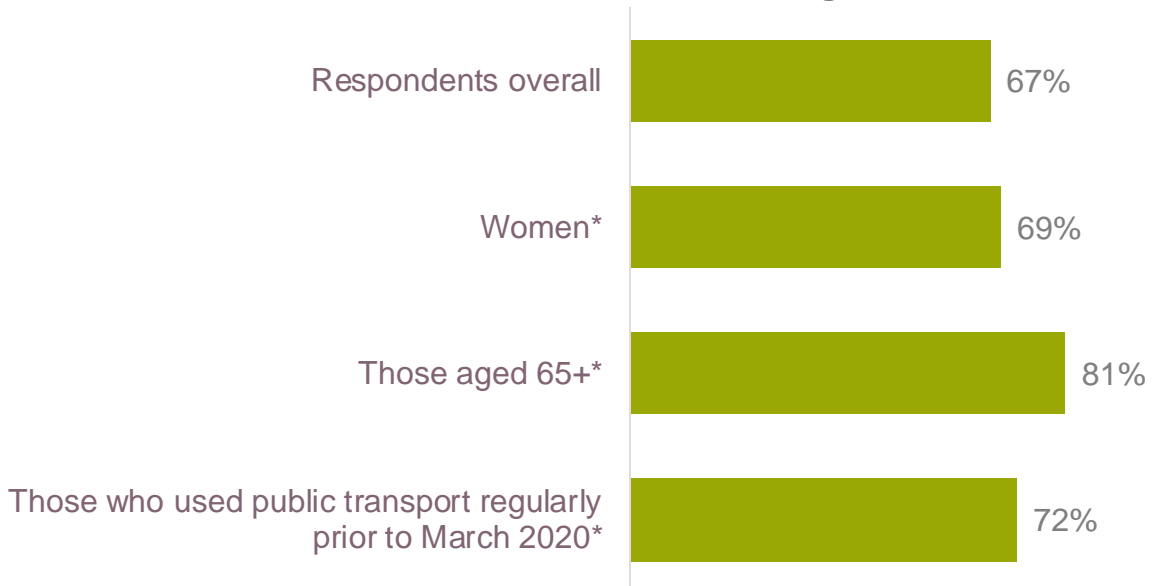


3-5 Dec 10-12 Dec 17-19 Dec 7-9 Jan 14-16 Jan 21-23 Jan 28-30 Jan 4-6 Feb 11-13 Feb 18-20 Feb 25-27 Feb 4-6 Mar



■ Strongly agree ■ Tend to agree ■ Neither / nor ■ Tend to disagree ■ Strongly disagree

% Agree



Base excludes don't know/not applicable answers

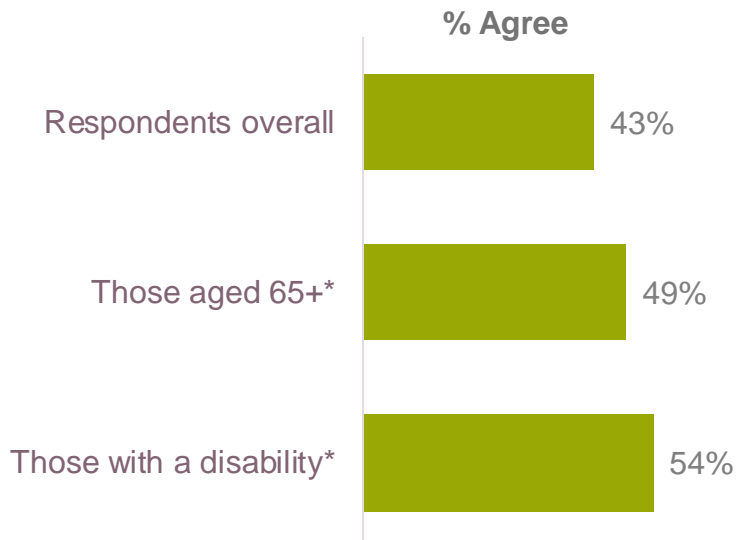
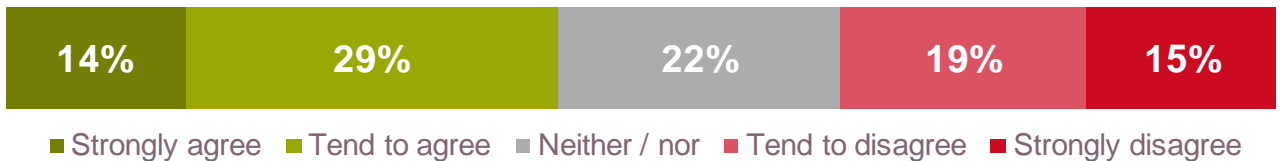
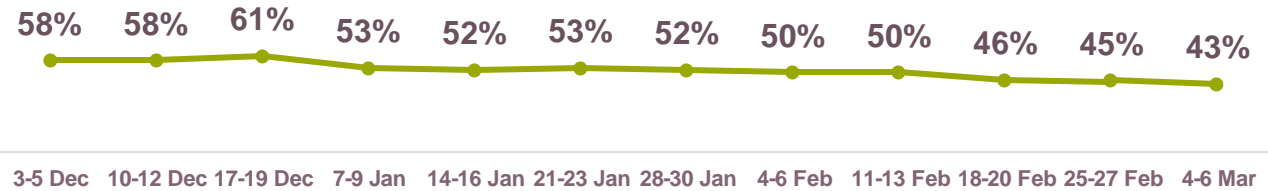
* Denotes statistically significant difference from respondents overall

For around two in five Coronavirus is a major concern. Those who have a disability are more likely than others to agree.

Coronavirus is a major concern for me

Base: W81 1,993

% Agree



Base excludes don't know/not applicable answers

* Denotes statistically significant difference from respondents overall

More than a quarter do not feel that enough is being done to ensure coronavirus safety on public transport

Enough is being done to ensure coronavirus safety on public transport

Base: W81 1,740

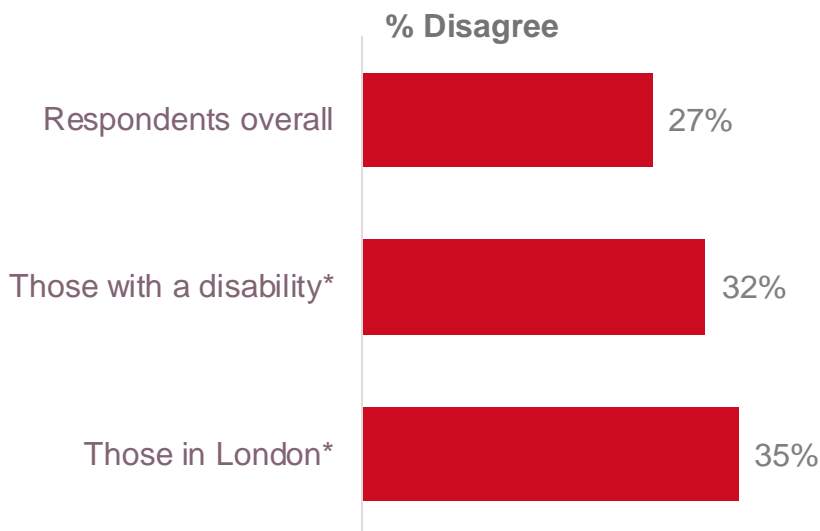
% Disagree



3-5 Dec 10-12 Dec 17-19 Dec 7-9 Jan 14-16 Jan 21-23 Jan 28-30 Jan 4-6 Feb 11-13 Feb 18-20 Feb 25-27 Feb 4-6 Mar



■ Strongly agree ■ Tend to agree ■ Neither / nor ■ Tend to disagree ■ Strongly disagree



Base excludes don't know/not applicable answers


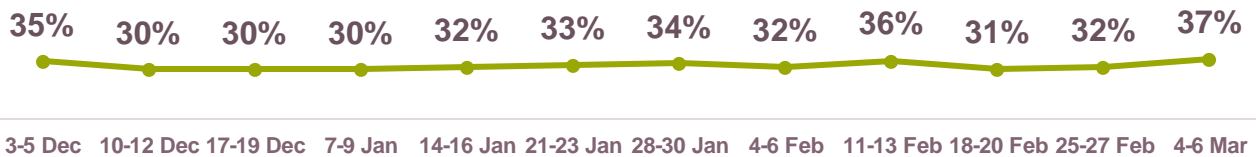
* Denotes statistically significant difference from respondents overall

Less than two in five say that they will never again feel completely comfortable on public transport

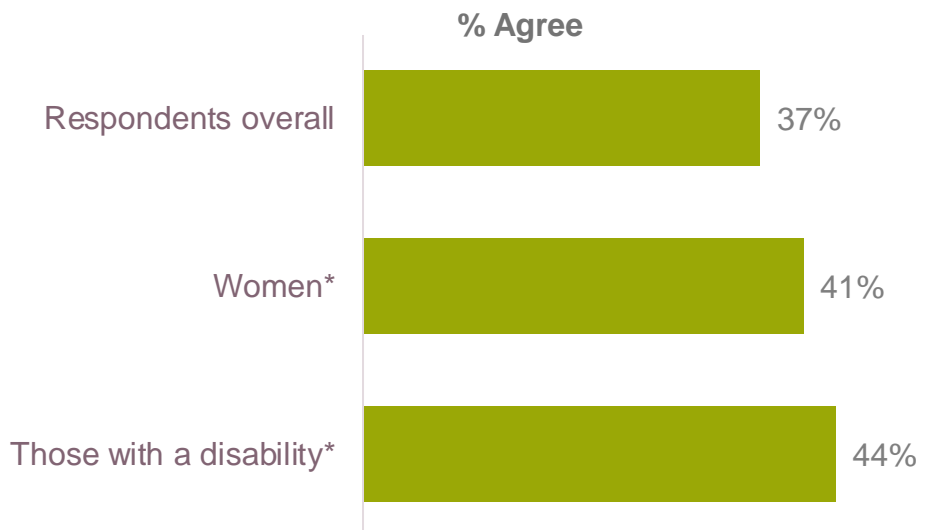
I will never again feel completely comfortable on public transport

Base: W81 1,878

% Agree



■ Strongly agree
 ■ Tend to agree
 ■ Neither / nor
 ■ Tend to disagree
 ■ Strongly disagree



Base excludes don't know/not applicable answers

* Denotes statistically significant difference from respondents overall

Less than three in five have been avoiding unnecessary activities due to the coronavirus

I have been avoiding unnecessary activities due to the coronavirus

Base: W81 1,982

% Agree

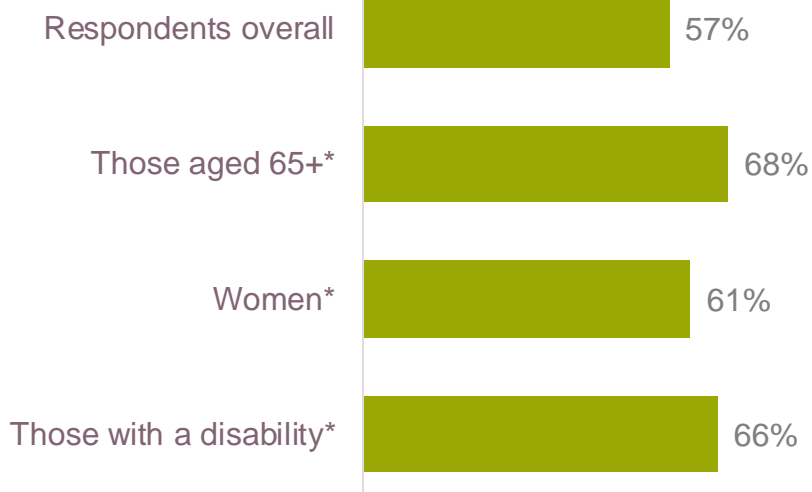


3-5 Dec 10-12 Dec 17-19 Dec 7-9 Jan 14-16 Jan 21-23 Jan 28-30 Jan 4-6 Feb 11-13 Feb 18-20 Feb 25-27 Feb 4-6 Mar



■ Strongly agree ■ Tend to agree ■ Neither / nor ■ Tend to disagree ■ Strongly disagree

% Agree



Base excludes don't know/not applicable answers

* Denotes statistically significant difference from respondents overall

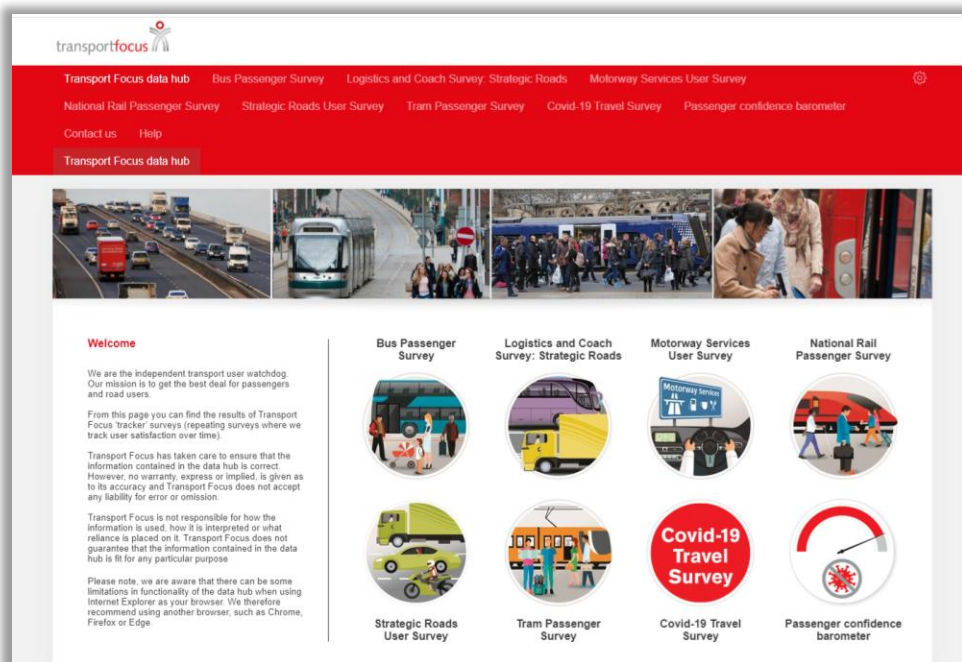
Transport Focus Data Hub

All the results from this wave and previous waves of this research are available for your own analysis on the Transport Focus Data Hub.

The data is available for anyone to view at:

www.transportfocus.org.uk/data-hub

You can access the survey by clicking on 'Covid-19 Travel Survey'



Please note:

Data from new waves of the survey is uploaded and made available on each Friday morning. The survey may be unavailable on the hub on Thursday afternoon while the upload of new data takes place.

Survey method and sample breakdown – week 81

- c.2000 online interviews per wave. Using Yonder Consulting omnibus.
- Nationally representative of Great British population – not all respondents are passengers on public transport.
- Those who have provided a response are excluded from the subsequent wave of research.
- Fieldwork repeated every weekend. Wave 81 fieldwork: 4-6 March 2022
- The analysis of attitudinal questions excludes responses from those who don't have an opinion or who say that the question is not applicable to them.

Sample size by age groups and gender

	TOTAL	18-24	25-34	35-44	45-54	55-64	65+	Male	Female
Wave 81	2,047	195	361	370	353	243	525	981	1,061

Sample size by region

	Scotland	North East	North West	Yorks & Humber	West Midlands	East Midlands	Wales	Eastern	London	South East	South West
Wave 81	151	81	230	160	186	150	99	221	274	301	194