

Travel during Covid-19

Tracking research - wave 79

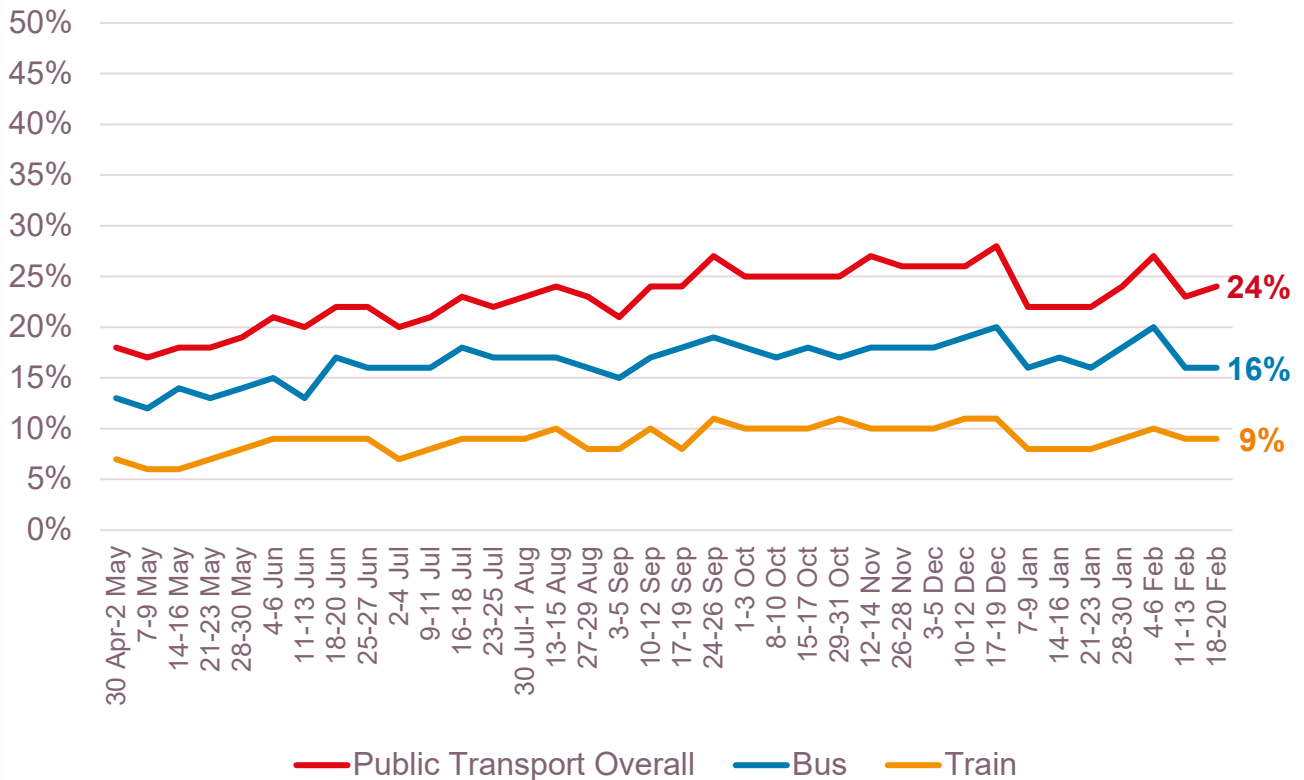
25 February 2022

Travel during Covid-19: omnibus wave 79

A quarter have used public transport in the seven days before completing the questionnaire

Use of public transport in last seven days – Great Britain

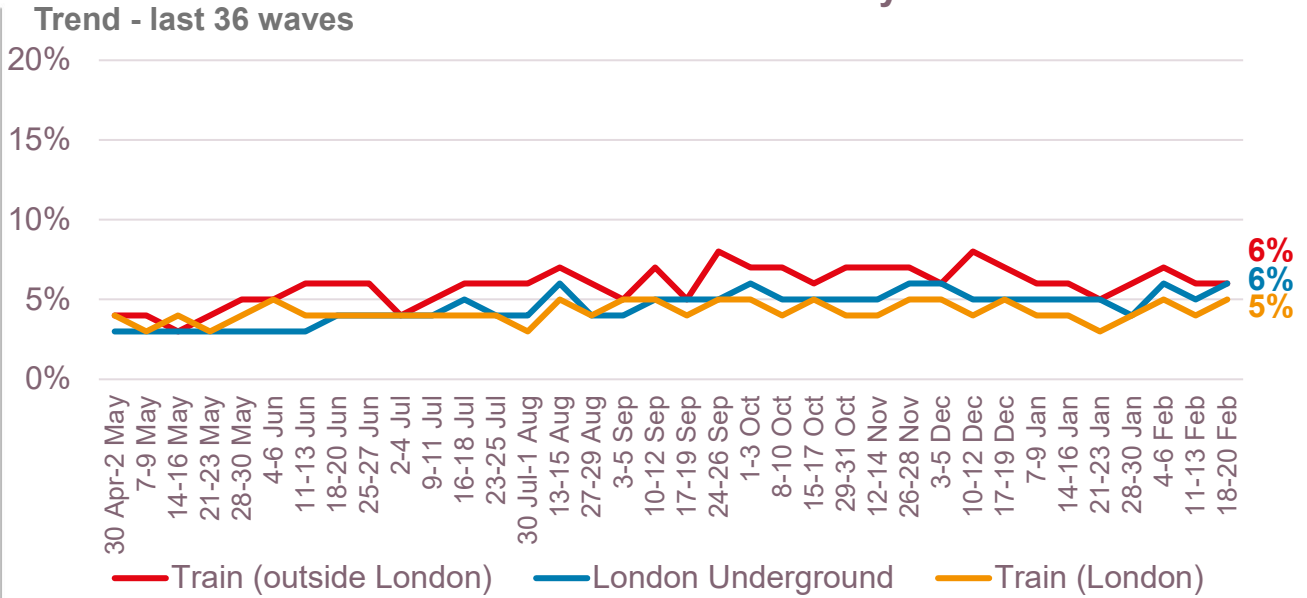
Trend - last 36 waves



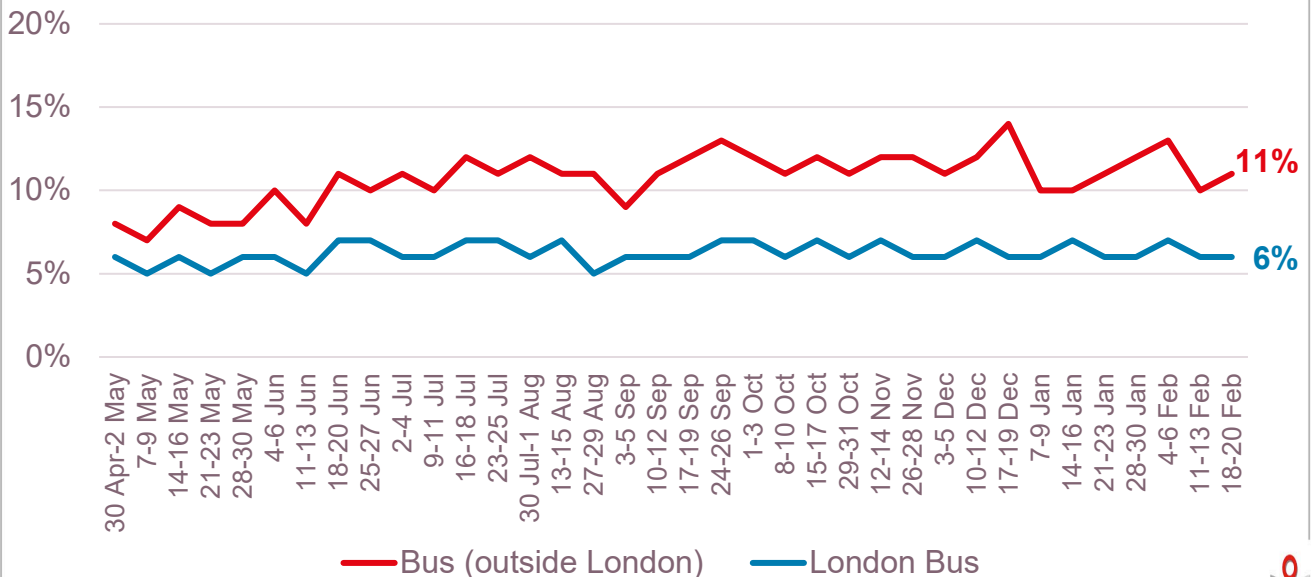
Travel during Covid-19: omnibus wave 79

Train use in London and bus use outside London has increased marginally compared with last week

Use of train in last seven days

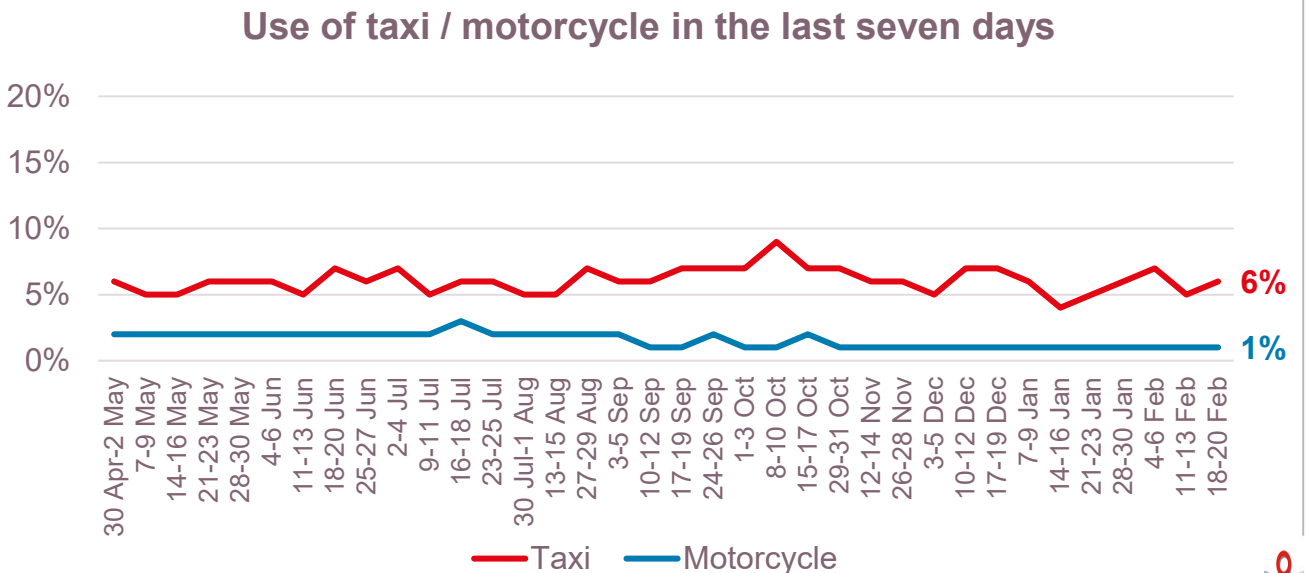
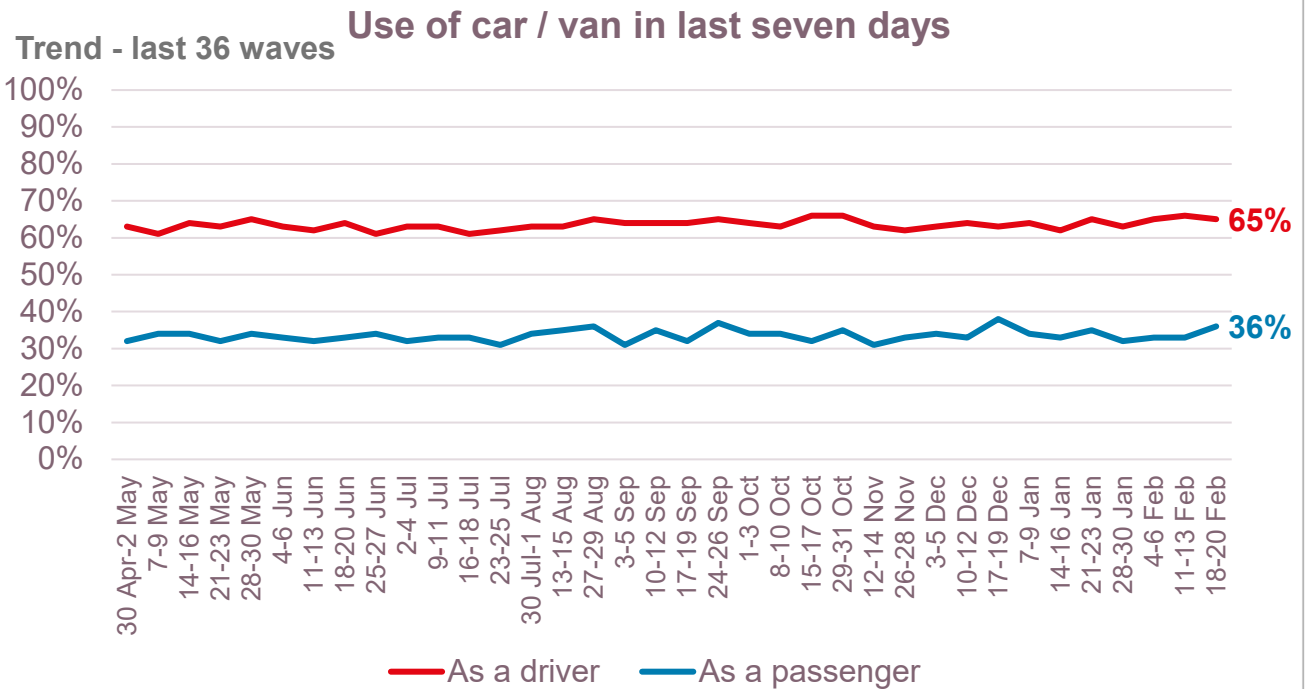


Use of bus in last seven days



Travel during Covid-19: omnibus wave 79

Road use is relatively consistent

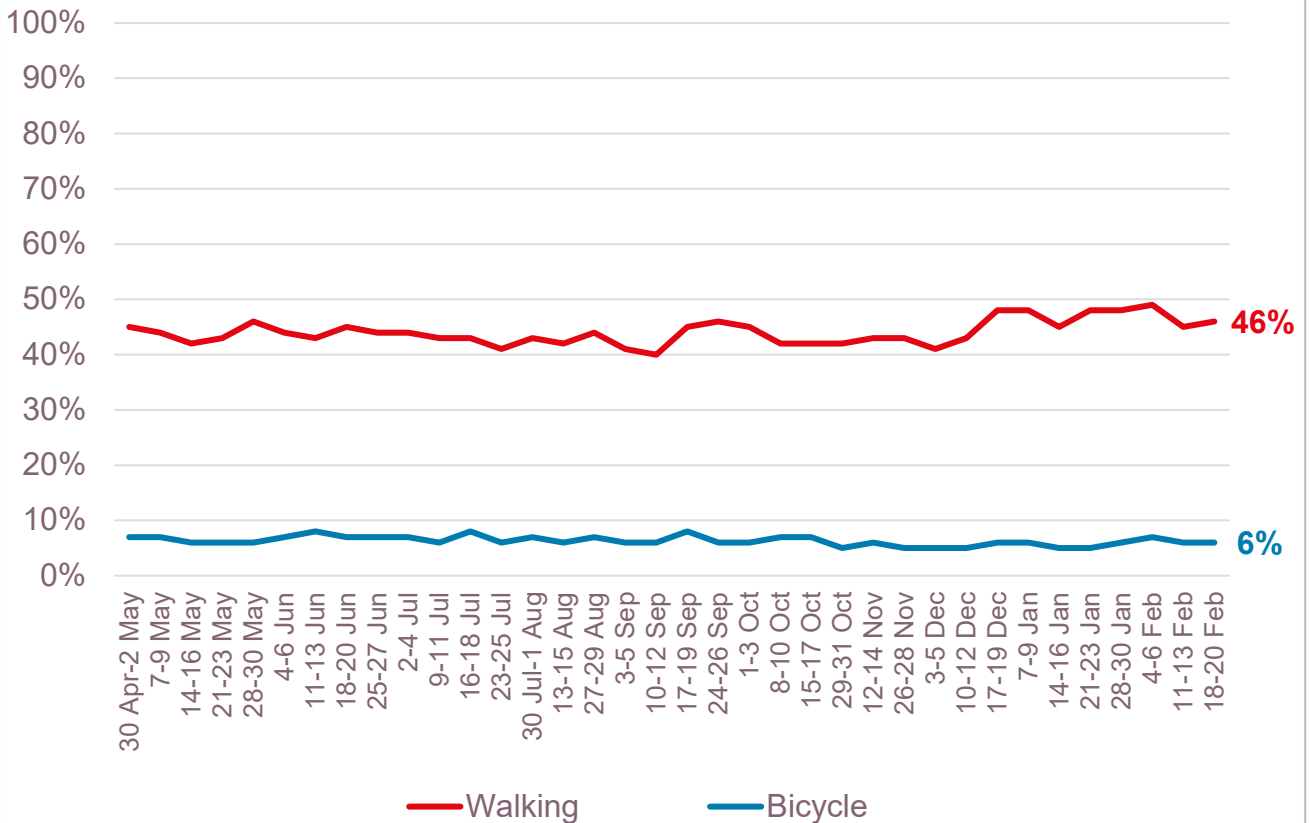


Travel during Covid-19: omnibus wave 79

Nearly half made journeys on foot, while fewer have cycled.

Use of other modes of transport in the last seven days

Trend - last 36 waves



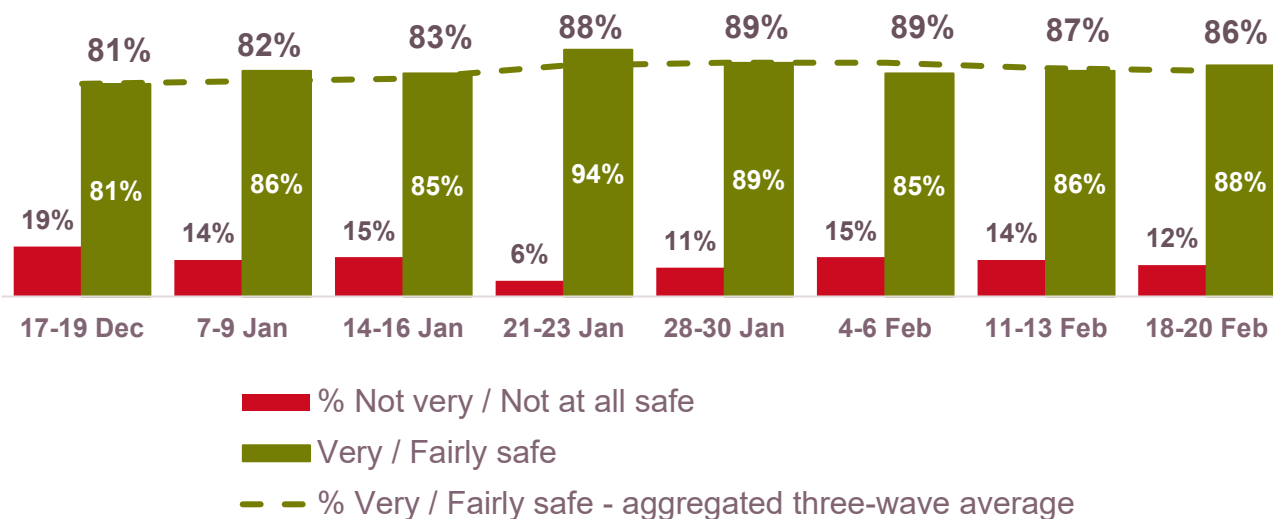
Almost nine in ten of those making train journeys in the last seven days say that they felt safe doing so

Specifically in relation to coronavirus, how safe do you feel at the moment when using trains?

Base: All making journeys by train, W79 – 177



Trend - last eight waves



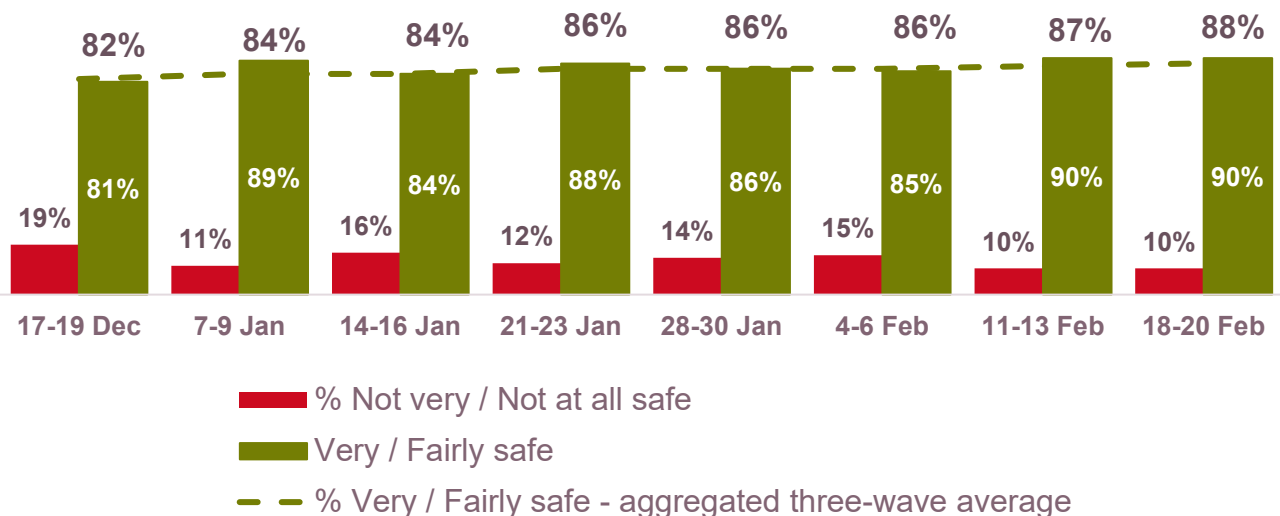
Nine in ten of those making journeys by bus outside London in the last seven days say that they felt safe doing so

Specifically in relation to coronavirus, how safe do you feel at the moment when using buses?

Base: All making journeys by bus outside London, W79 – 219



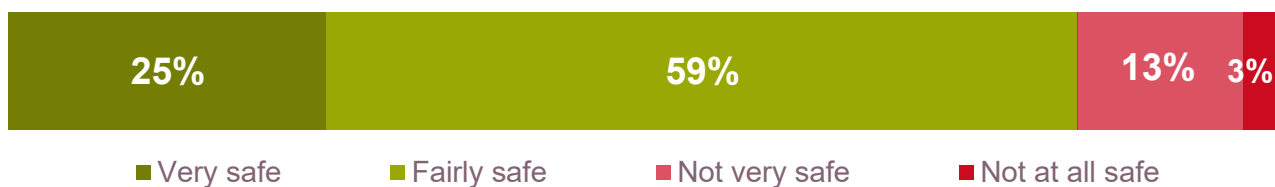
Trend - last eight waves



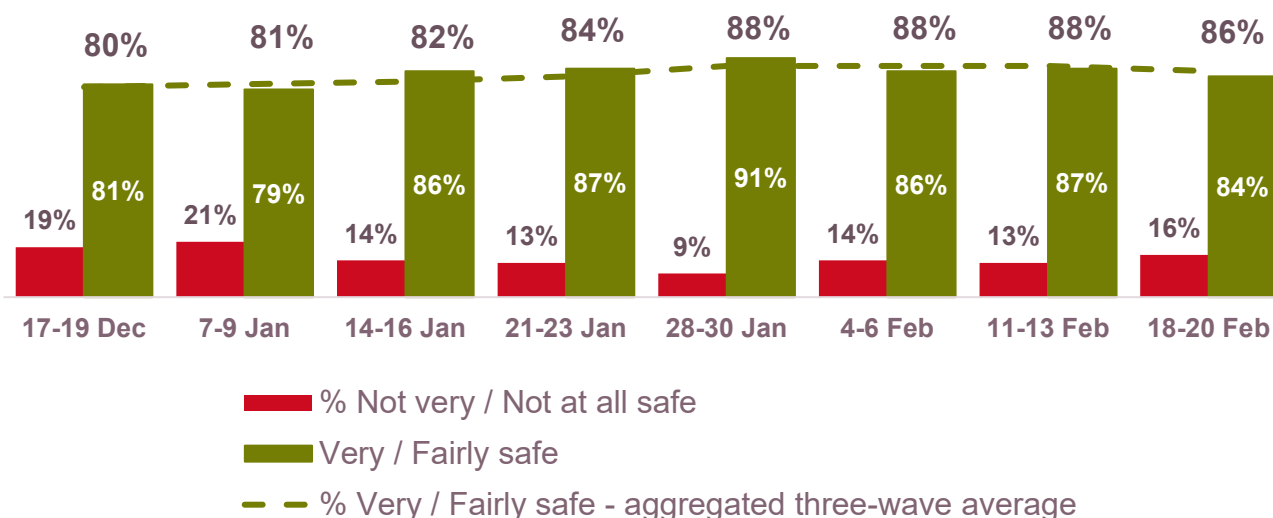
More than four in five of those making journeys by bus in London in the last seven days say that they felt safe doing so

Specifically in relation to coronavirus, how safe do you feel at the moment when using buses

Base: All making journeys by London Bus, W79 – 110



Trend - last eight waves



The majority who used a train or a bus in the last seven days say that they wore a face covering all the time on their journey

On your most recent train journey did you wear a face covering?
Base: All making journeys by train (177)



■ Yes - all the time ■ Yes - some of the time (e.g. when it was busy) ■ No ■ Can't remember

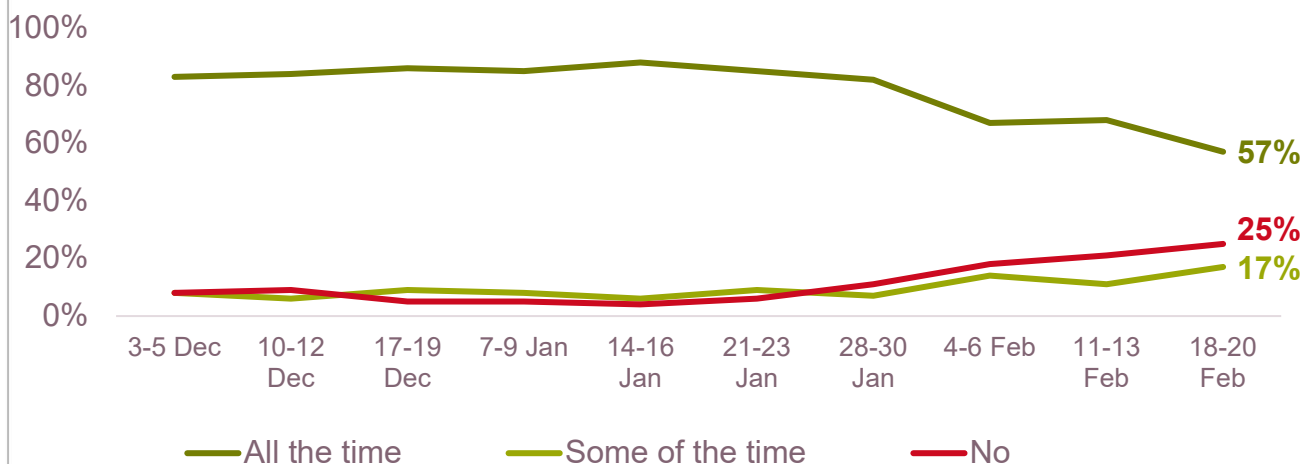
On your most recent bus journey did you wear a face covering?
Base: All making journeys by bus (325)



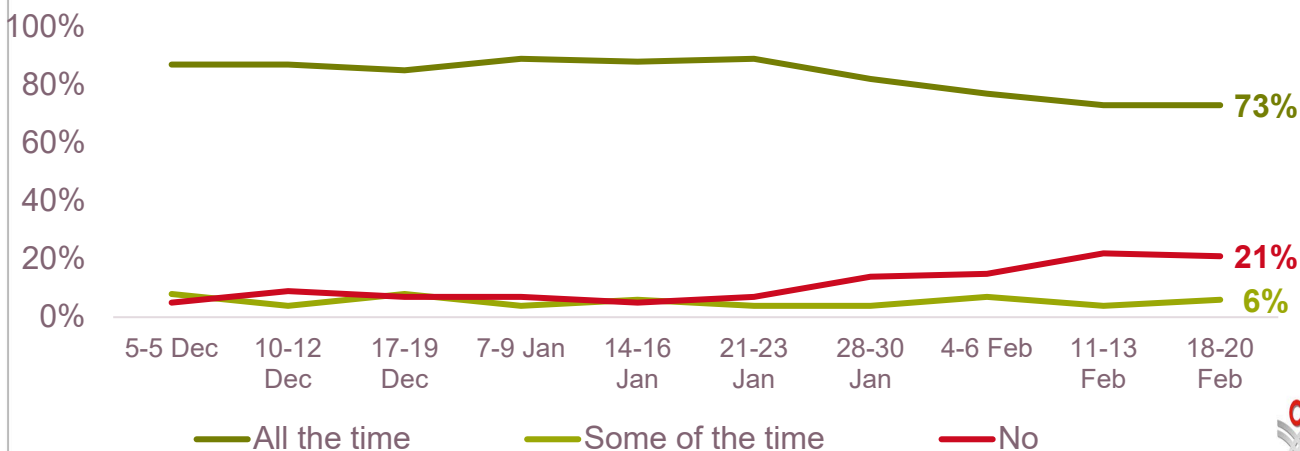
■ Yes - all the time ■ Yes - some of the time (e.g. when it was busy) ■ No ■ Can't remember

There has been a sharp decline in the proportion wearing face coverings on train journeys particularly

On your most recent train journey did you wear a face covering?
 Base: All making journeys by train (177)



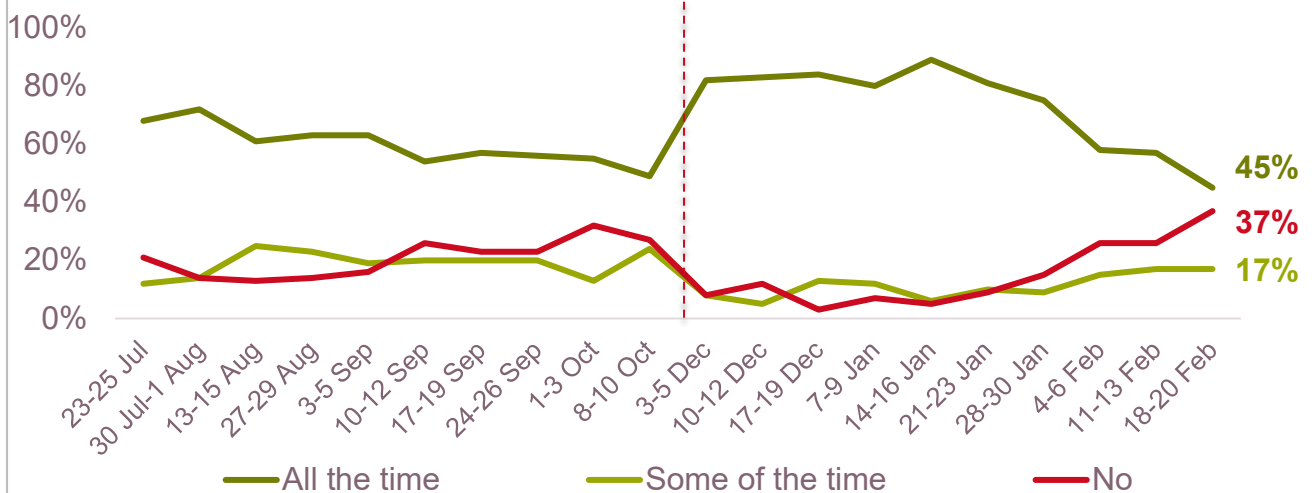
On your most recent bus journey did you wear a face covering?
 Base: All making journeys by bus (325)



Among those using buses and trains in England (excluding London) less than a half wore a face covering on their last train journey, while two thirds did so when using a bus

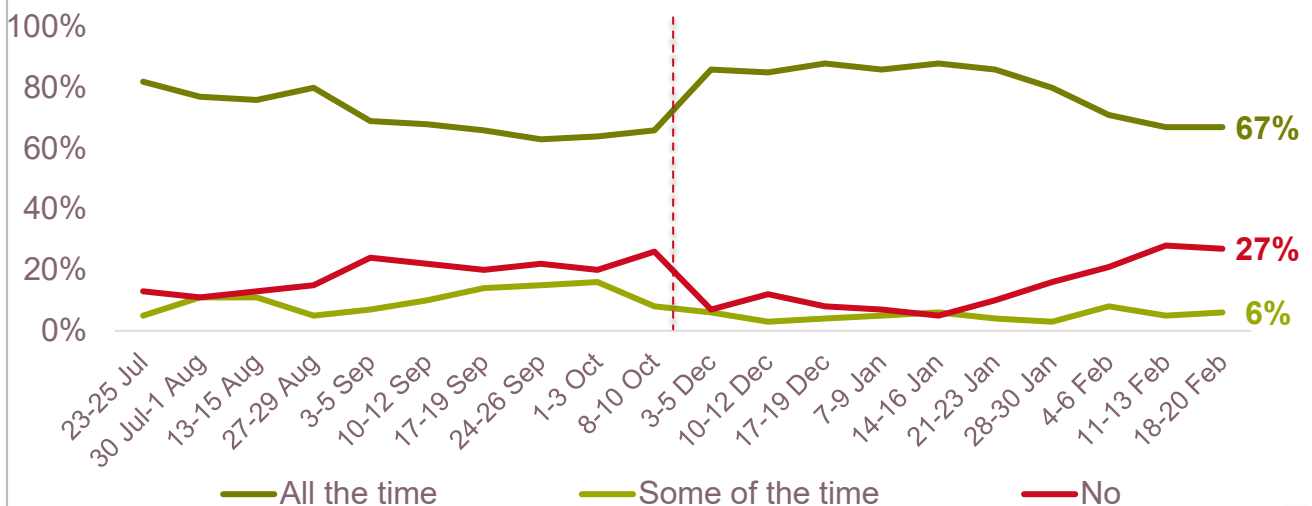
On your most recent train journey did you wear a face covering?

Base: All making journeys by train in England (excluding London) – 106



On your most recent bus journey did you wear a face covering?

Base: All making journeys by bus in England (excluding London) - 181

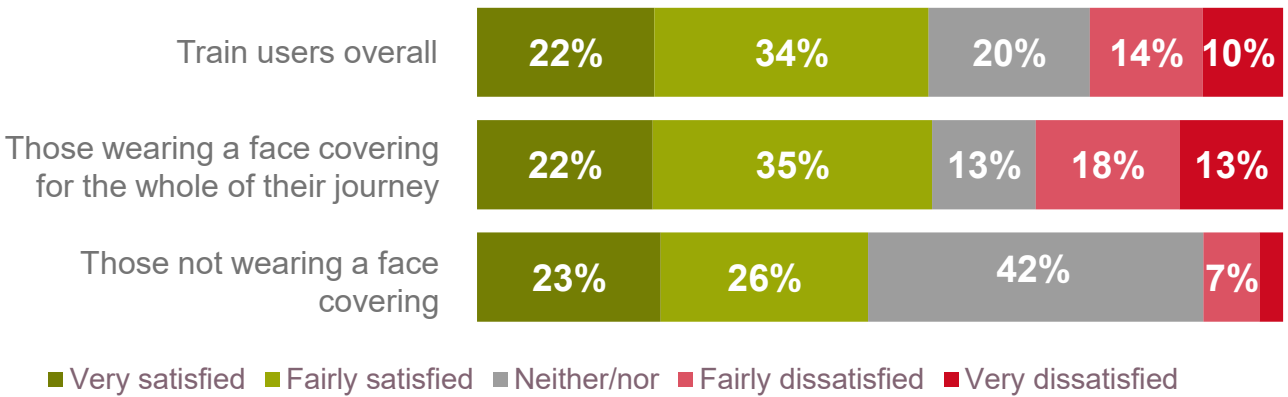


--- Question not asked between 8-10 October and 3-5 December

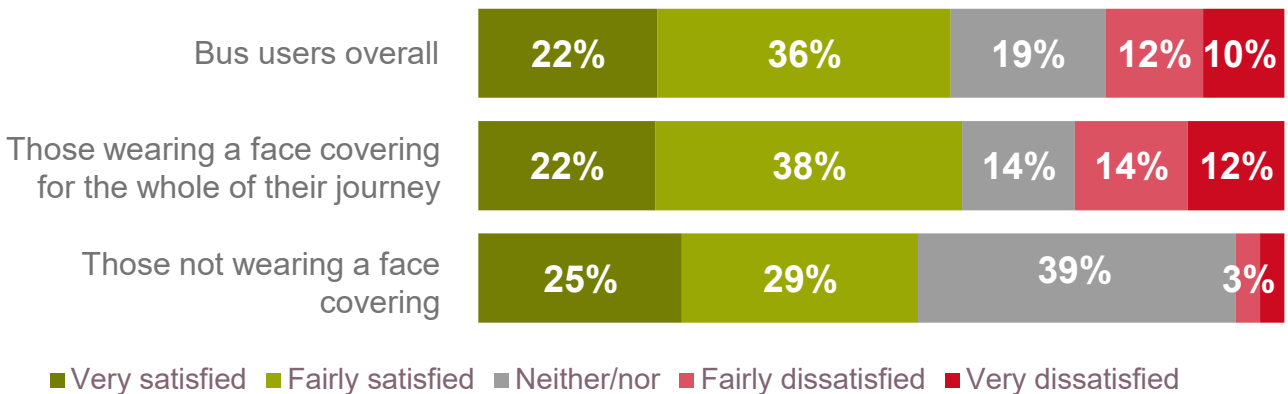
Those who wore a face covering on their last train or bus journey are more likely than others to be dissatisfied with the number of people wearing face coverings. Those who did not wear a face covering are more likely than others not to have an opinion.

Thinking about the most recent journey that you made by train / bus, how satisfied or dissatisfied were you with the number of people wearing a face coverings during your journey

Base: Waves 77-79 aggregated



Base: Those using a train between 4-20 February 2022 (539). Those wearing a face covering all the time on their journey (351), those not wearing a face covering (107)

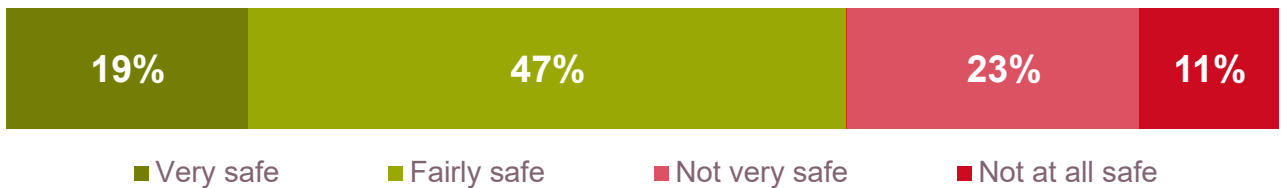


Base: Those using a bus between 4-20 February 2022 (1,017). Those wearing a face covering all the time on their journey (772), those not wearing a face covering (176)

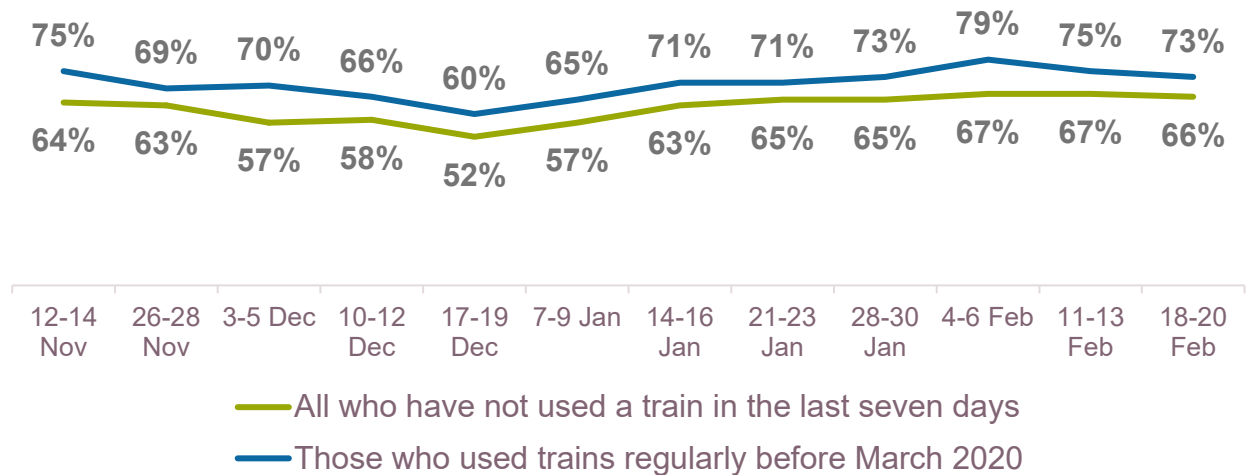
Two thirds of those who have not used a train in the last seven days say that they would feel safe to do so

Specifically in relation to coronavirus, if you had to make a journey at the moment, how safe would you feel making a journey by train?

Base: All *excluding* those making journeys by train (1,844)



Trend - last twelve waves



Base: All who used trains regularly before March 2020, but have not done so in the last seven days (313)

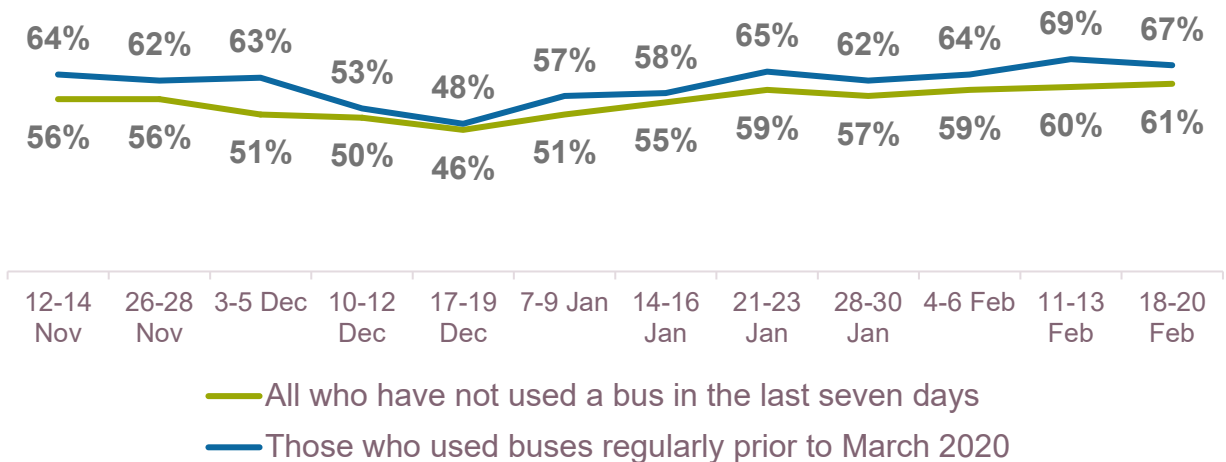
Three in five of those who have not used a bus in the last seven days say they would feel safe to do so

Specifically in relation to coronavirus, if you had to make a journey at the moment, how safe would you feel making a journey by bus?

Base: All *excluding* those making journeys by bus (1696)



Trend - last twelve waves



Base: All who used buses regularly before March 2020, but have not done so in the last seven days (378)

Around seven in ten say that they feel safer using public transport with people wearing face coverings

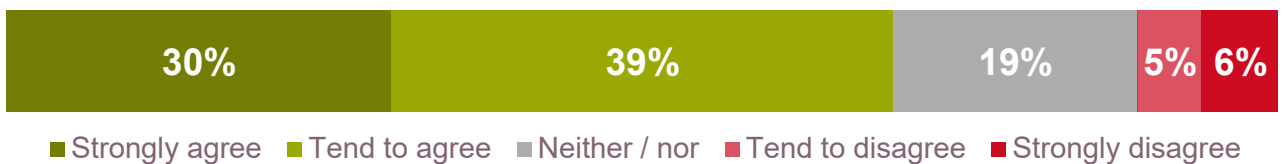
I feel safer using public transport with people wearing face coverings

Base: W79 1,867

% Agree

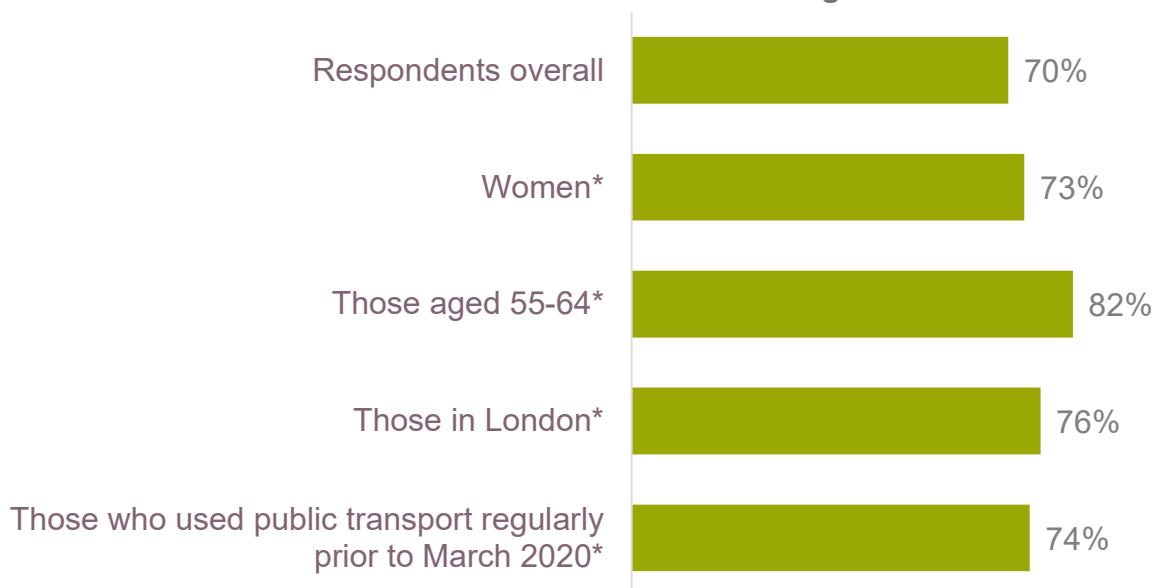


28-30 Aug 4-6 Sep 3-5 Dec 10-12 Dec 17-19 Dec 7-9 Jan 14-16 Jan 21-23 Jan 28-30 Jan 4-6 Feb 11-13 Feb 18-20 Feb



■ Strongly agree ■ Tend to agree ■ Neither / nor ■ Tend to disagree ■ Strongly disagree

% Agree



Base excludes don't know/not applicable answers

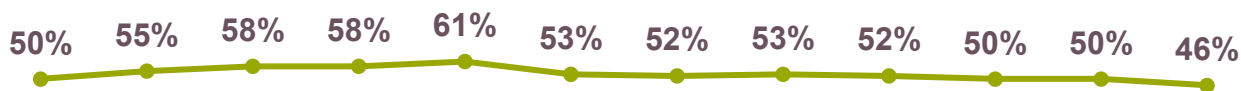
* Denotes statistically significant difference from respondents overall

For less than half say coronavirus is a major concern. Those who have a disability are more likely than others to agree.

Coronavirus is a major concern for me

Base: W79 1,980

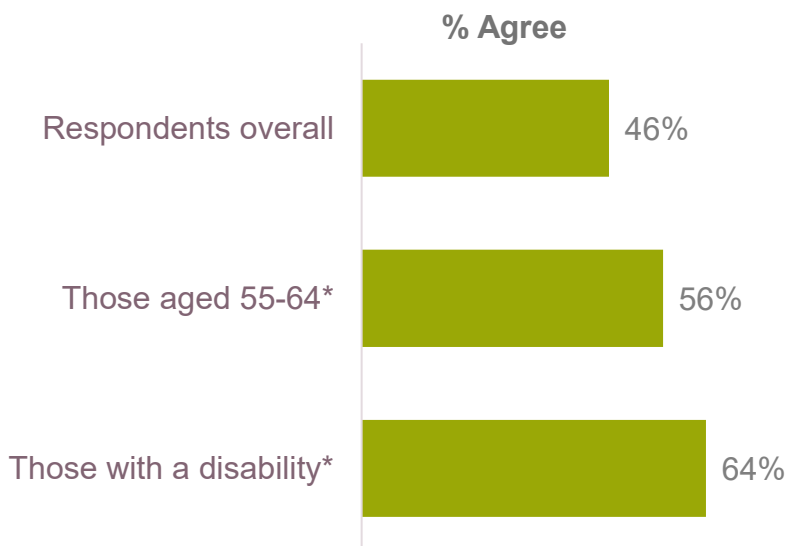
% Agree



12-14 Nov 26-28 Nov 3-5 Dec 10-12 Dec 17-19 Dec 7-9 Jan 14-16 Jan 21-23 Jan 28-30 Jan 4-6 Feb 11-13 Feb 18-20 Feb



■ Strongly agree ■ Tend to agree ■ Neither / nor ■ Tend to disagree ■ Strongly disagree



Base excludes don't know/not applicable answers

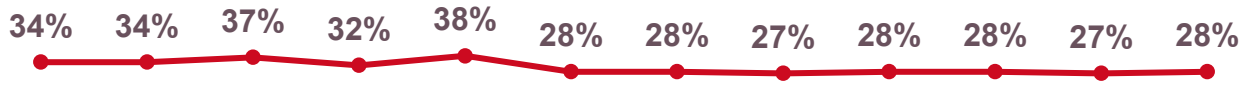
* Denotes statistically significant difference from respondents overall

Less than three in ten do not feel that enough is being done to ensure coronavirus safety on public transport

Enough is being done to ensure coronavirus safety on public transport

Base: W79 1,733

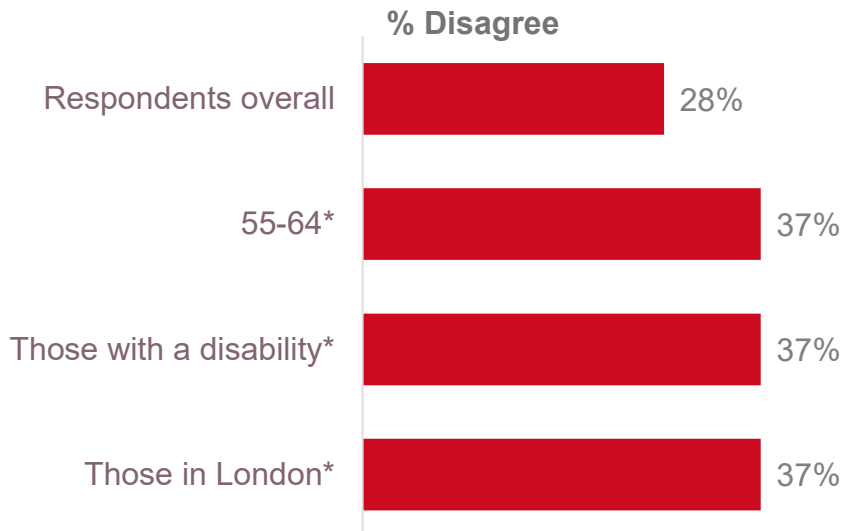
% Disagree



12-14 Nov 26-28 Nov 3-5 Dec 10-12 Dec 17-19 Dec 7-9 Jan 14-16 Jan 21-23 Jan 28-30 Jan 4-6 Feb 11-13 Feb 18-20 Feb



■ Strongly agree ■ Tend to agree ■ Neither / nor ■ Tend to disagree ■ Strongly disagree



Base excludes don't know/not applicable answers

* Denotes statistically significant difference from respondents overall

Three in ten say that they will never again feel completely comfortable on public transport

I will never again feel completely comfortable on public transport

Base: W79 1,849

% Agree

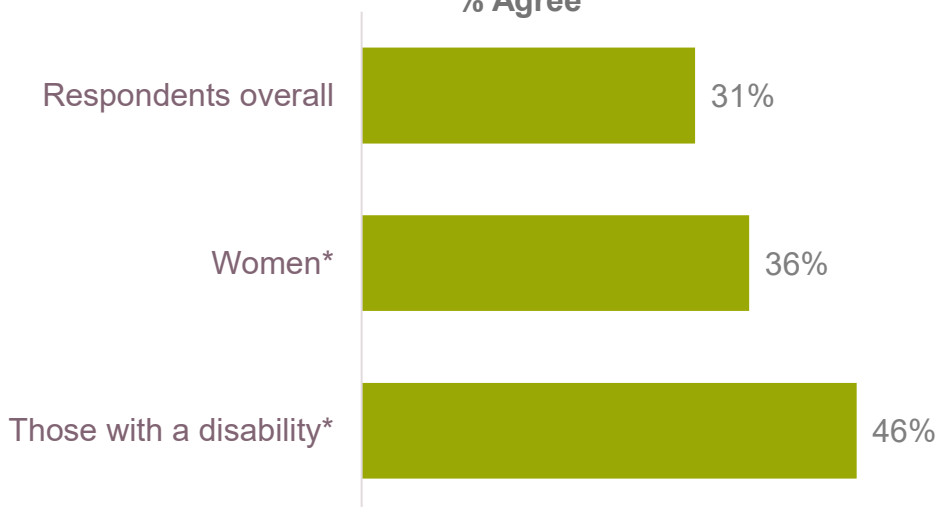


12-14 Nov 26-28 Nov 3-5 Dec 10-12 Dec 17-19 Dec 7-9 Jan 14-16 Jan 21-23 Jan 28-30 Jan 4-6 Feb 11-13 Feb 18-20 Feb



■ Strongly agree ■ Tend to agree ■ Neither / nor ■ Tend to disagree ■ Strongly disagree

% Agree



Base excludes don't know/not applicable answers

* Denotes statistically significant difference from respondents overall

Less than three in five have been avoiding unnecessary activities due to coronavirus

I have been avoiding unnecessary activities due to the coronavirus

Base: W79 1,952

% Agree

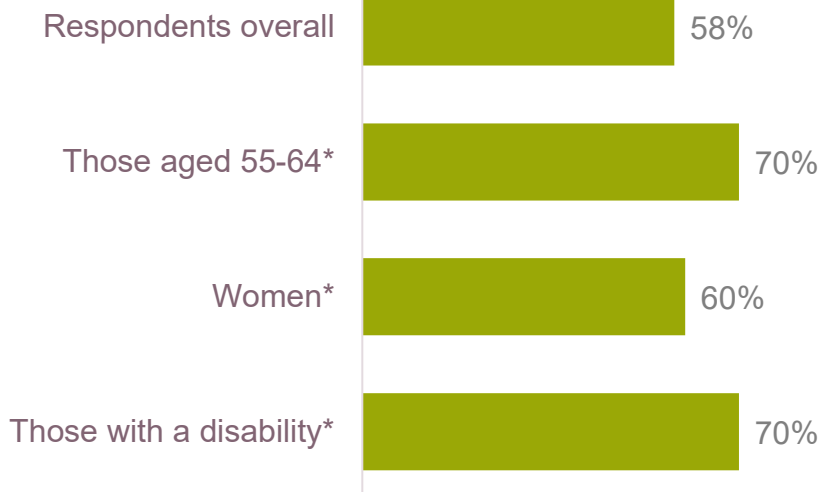


12-14 Nov 26-28 Nov 3-5 Dec 10-12 Dec 17-19 Dec 7-9 Jan 14-16 Jan 21-23 Jan 28-30 Jan 4-6 Feb 11-13 Feb 18-20 Feb



■ Strongly agree ■ Tend to agree ■ Neither / nor ■ Tend to disagree ■ Strongly disagree

% Agree



Base excludes don't know/not applicable answers

* Denotes statistically significant difference from respondents overall

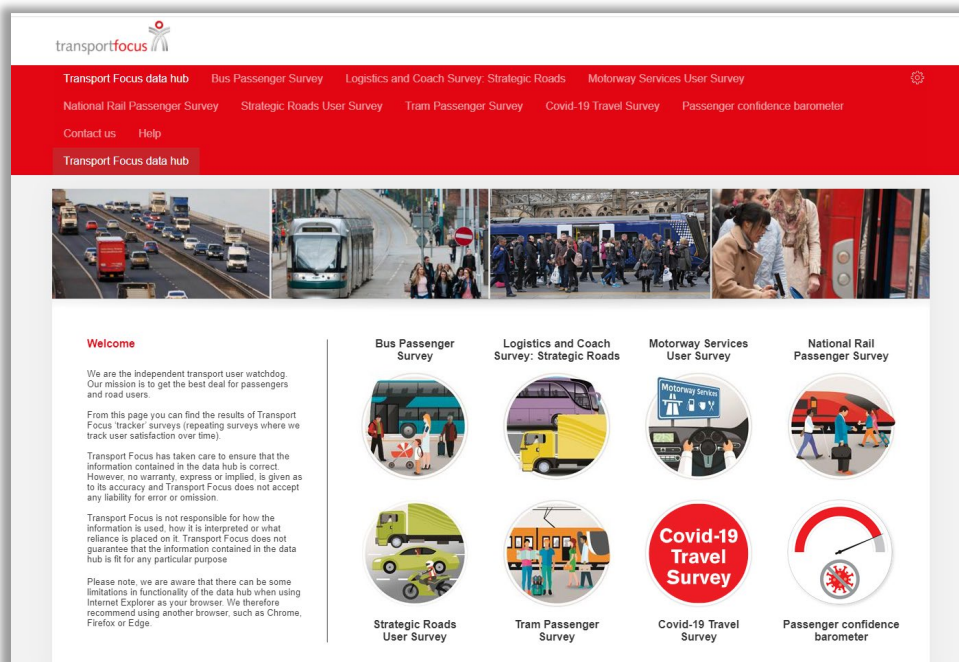
Transport Focus Data Hub

All the results from this wave and previous waves of this research are available for your own analysis on the Transport Focus Data Hub.

The data is available for anyone to view at:

www.transportfocus.org.uk/data-hub

You can access the survey by clicking on 'Covid-19 Travel Survey'



Please note:

Data from new waves of the survey is uploaded and made available on each Friday morning. The survey may be unavailable on the hub on Thursday afternoon while the upload of new data takes place.

Survey method and sample breakdown – week 79

- c.2000 online interviews per wave. Using Yonder Consulting omnibus.
- Nationally representative of Great British population – not all respondents are passengers on public transport.
- Those who have provided a response are excluded from the subsequent wave of research.
- Fieldwork repeated every weekend. Wave 79 fieldwork: 18-20 February 2022
- The analysis of attitudinal questions excludes responses from those who don't have an opinion or who say that the question is not applicable to them.

Sample size by age groups and gender

	TOTAL	18-24	25-34	35-44	45-54	55-64	65+	Male	Female
Wave 79	2,041	234	351	330	336	326	464	977	1,058

Sample size by region

	Scotland	North East	North West	Yorks & Humber	West Midlands	East Midlands	Wales	Eastern	London	South East	South West
Wave 79	178	90	242	170	180	148	97	214	237	290	195