



Travel during Covid-19

Tracking research - wave 74

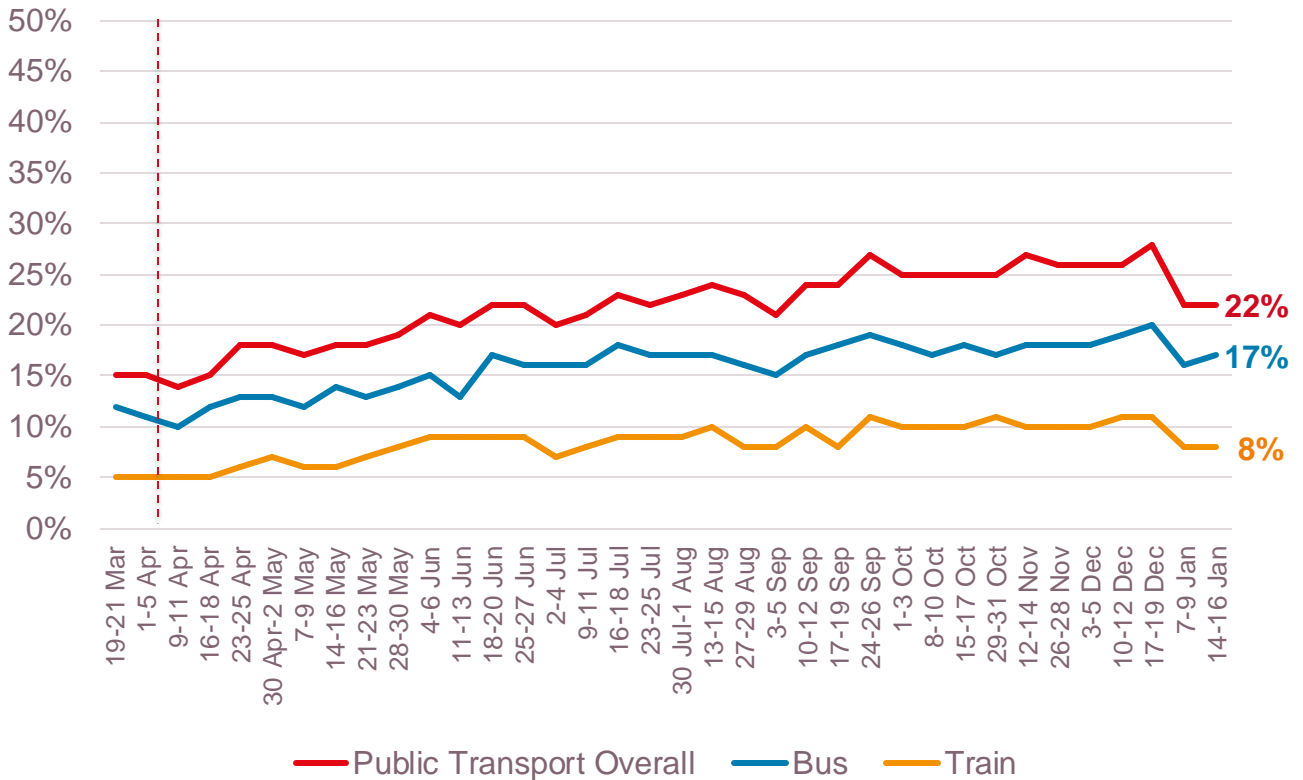
21 January 2022

Travel during Covid-19: omnibus wave 74

Around one in five have used public transport last week

Use of public transport in last seven days – Great Britain

Trend - last 36 waves

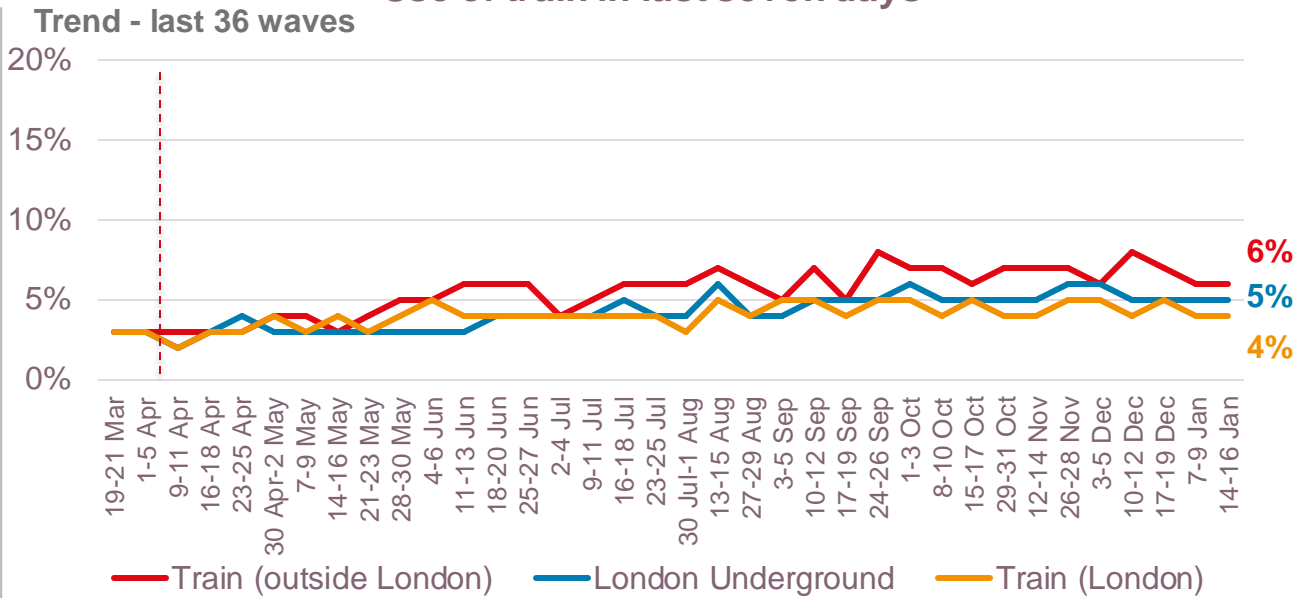


----- Changed from 'last seven days' to 'last two weeks' between week 34 (8-10 Jan) and week 40 (1-5 April)

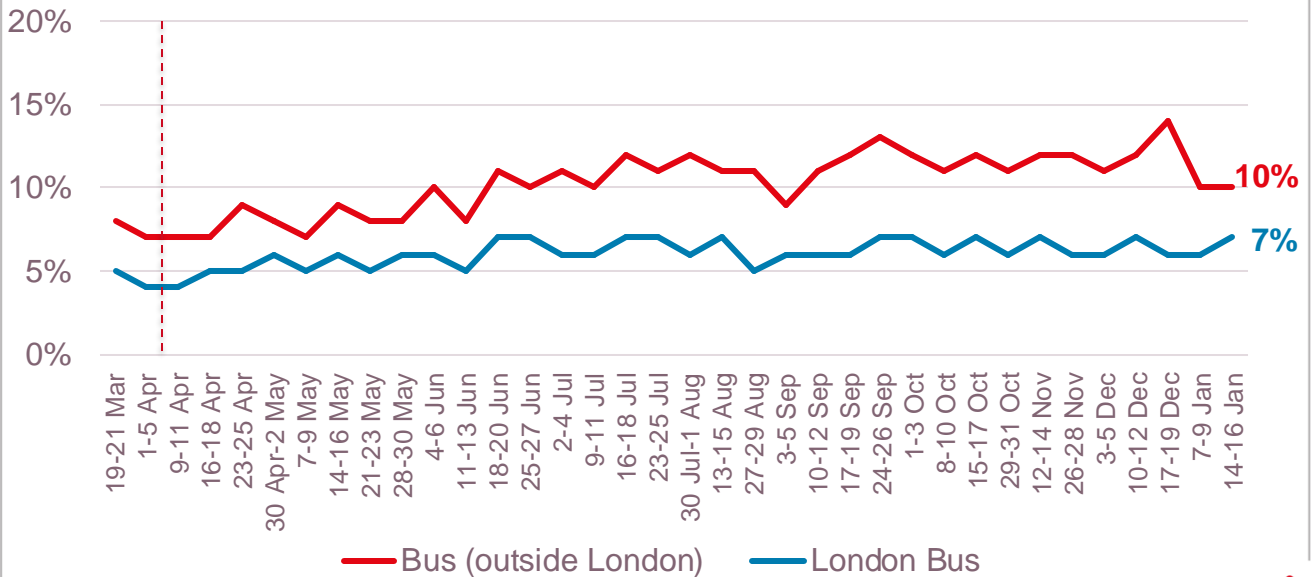
Travel during Covid-19: omnibus wave 74

One in ten or fewer have used buses or trains outside London last week

Use of train in last seven days



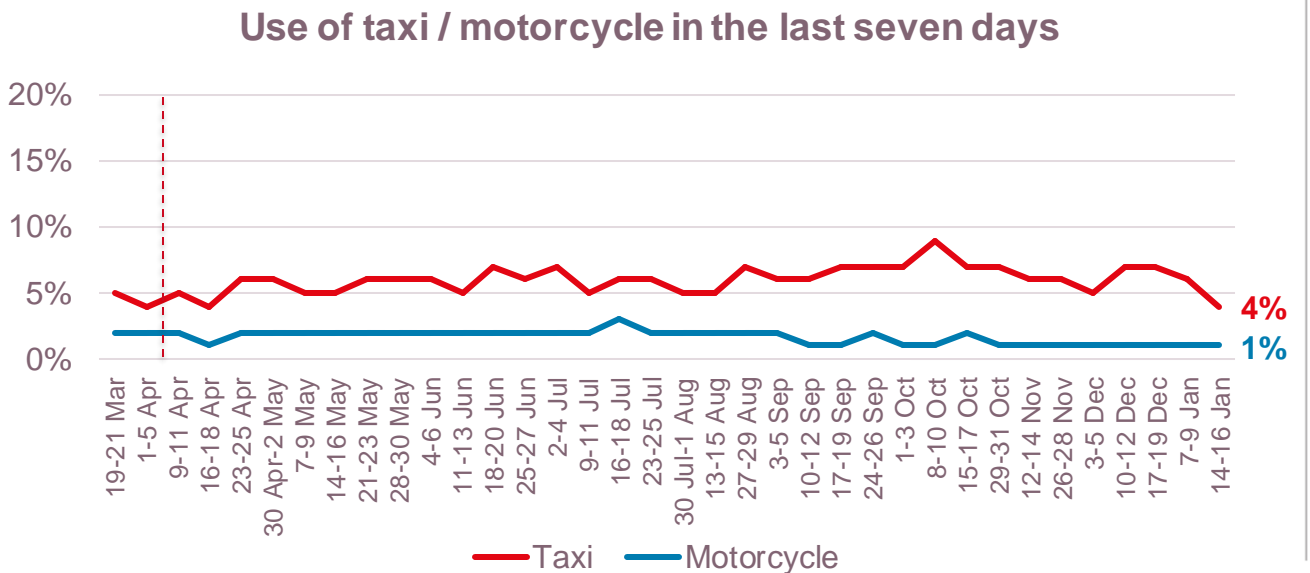
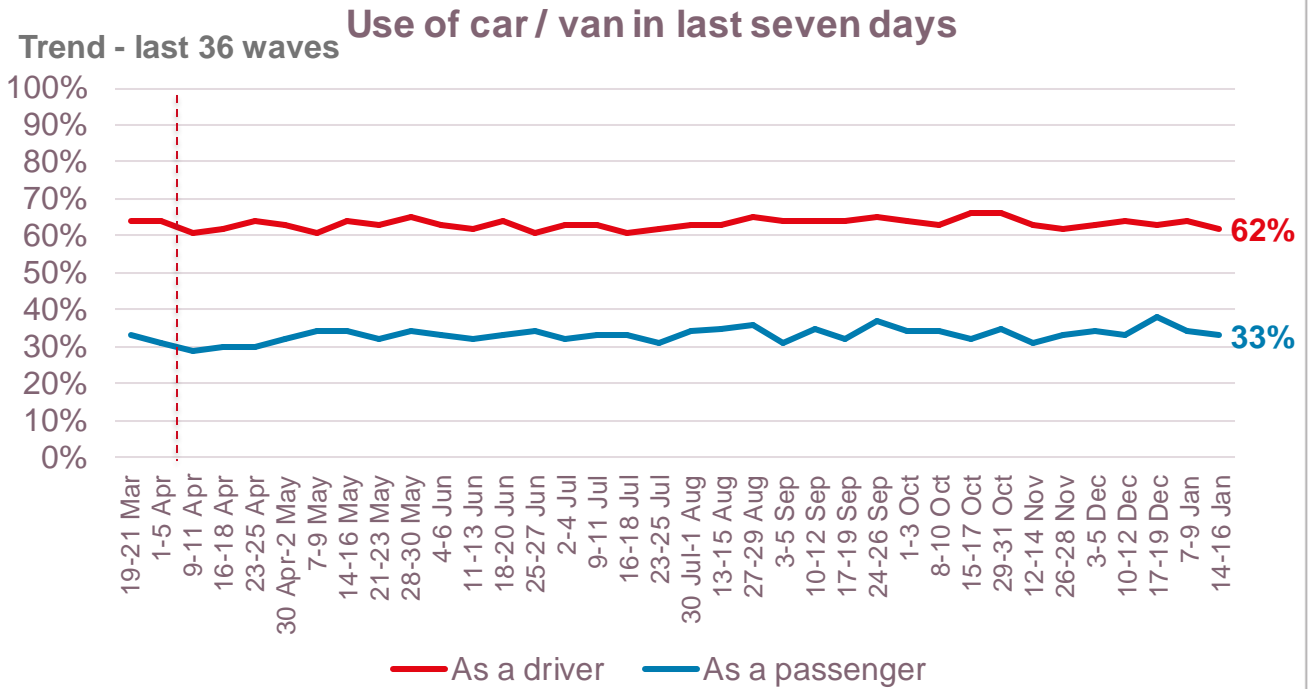
Use of bus in last seven days



Changed from 'last 7 days' to 'last two weeks' between week 34 (8-10 Jan) and week 40 (1-5 April)

Travel during Covid-19: omnibus wave 74

Road use is relatively consistent



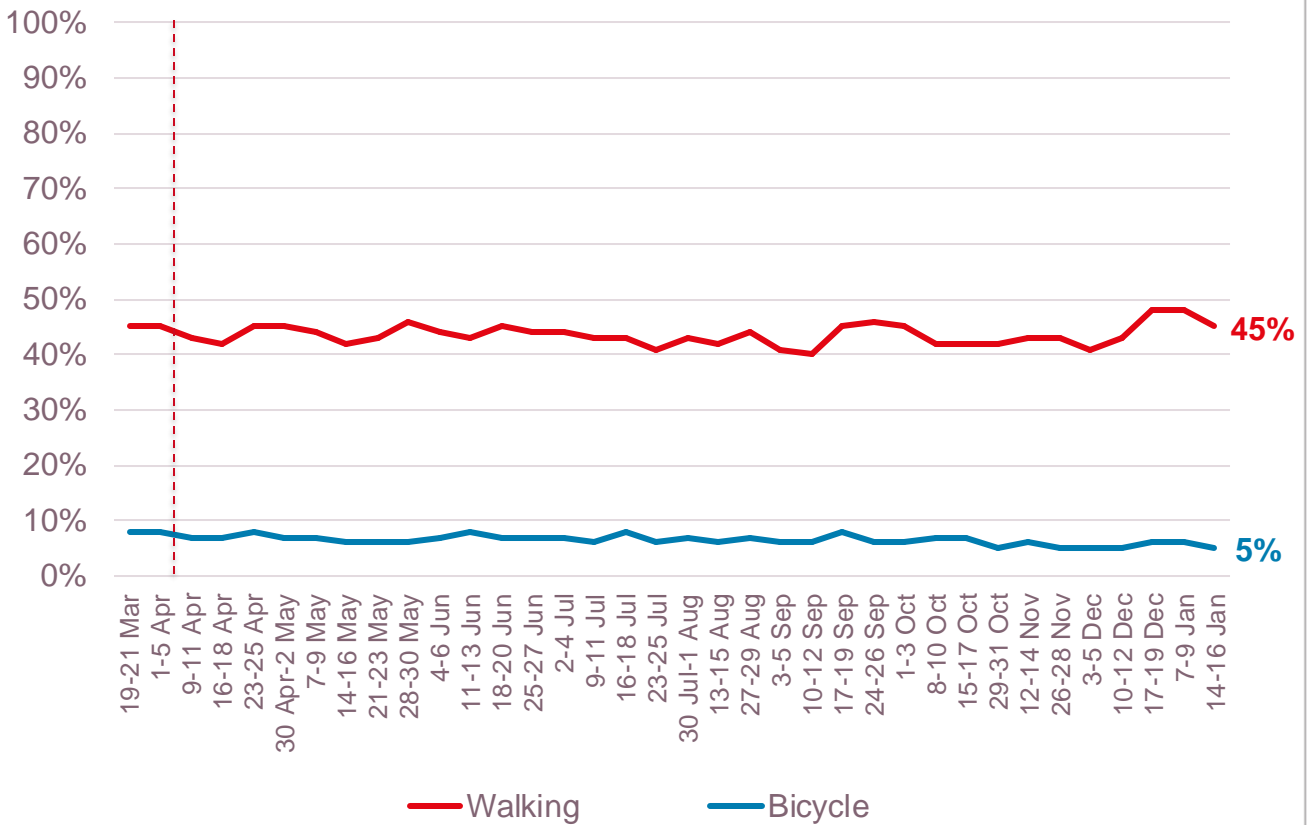
--- Changed from 'last 7 days' to 'last two weeks' between week 34 (8-10 Jan) and week 40 (1-5 April)

Travel during Covid-19: omnibus wave 74

Less than half made journeys on foot, while fewer have cycled

Use of other modes of transport in the last seven days

Trend - last 36 waves



----- Changed from 'last 7 days' to 'last two weeks' between week 34 (8-10 Jan) and week 40 (1-5 April)

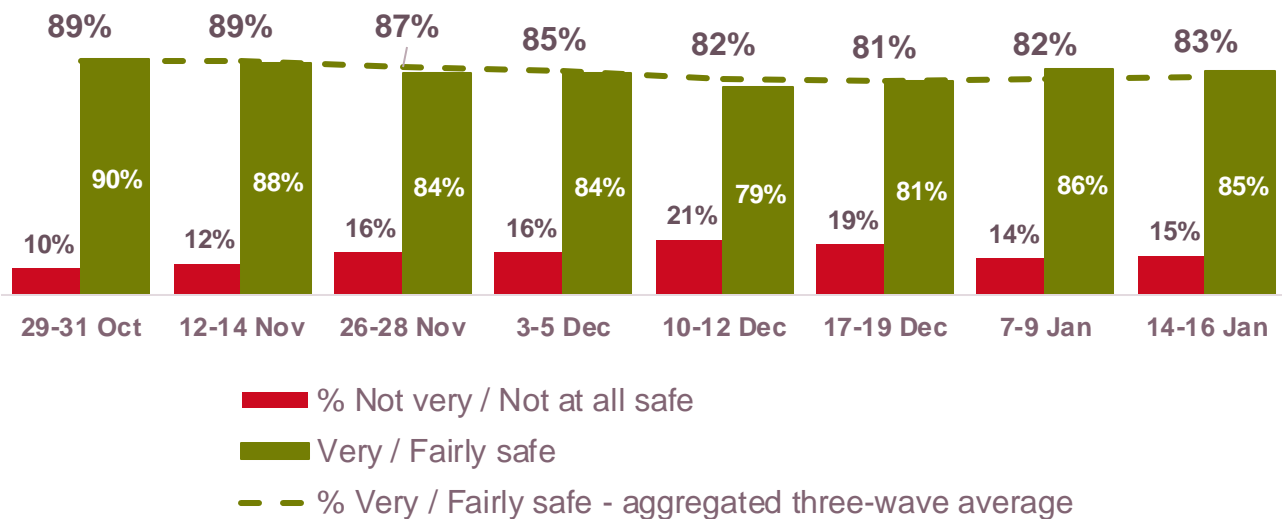
More than four in five of those making train journeys in the last seven days say that they felt safe doing so

Specifically in relation to coronavirus, how safe do you feel at the moment when using trains?

Base: All making journeys by train, W74 – 168



Trend - last eight waves



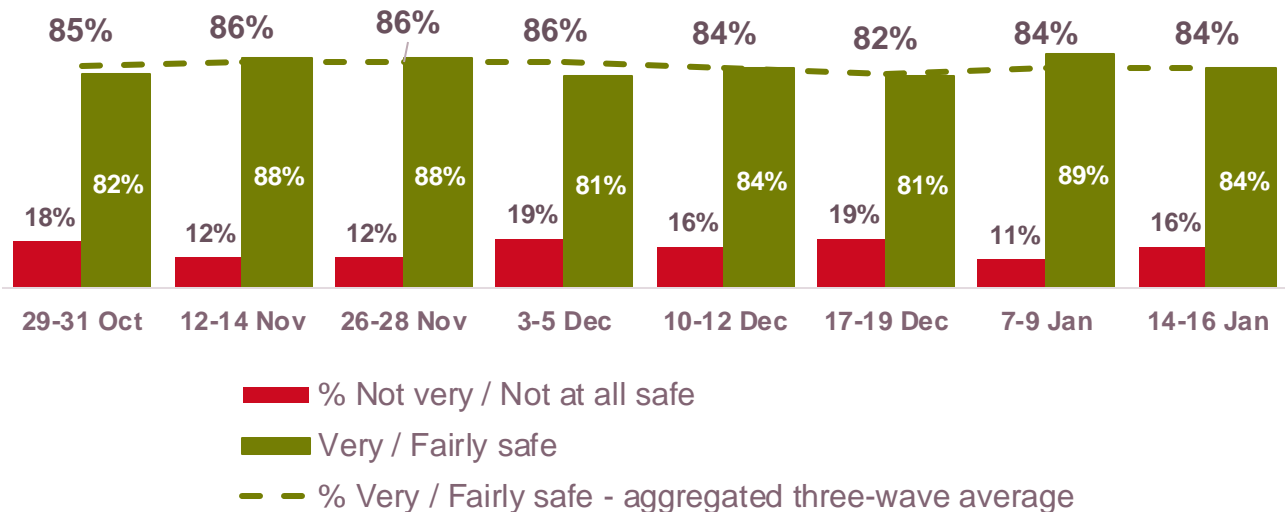
More than four in five of those making journeys by bus outside London in the last seven days say that they felt safe doing so

Specifically in relation to coronavirus, how safe do you feel at the moment when using buses?

Base: All making journeys by bus outside London, W74 – 215



Trend - last eight waves



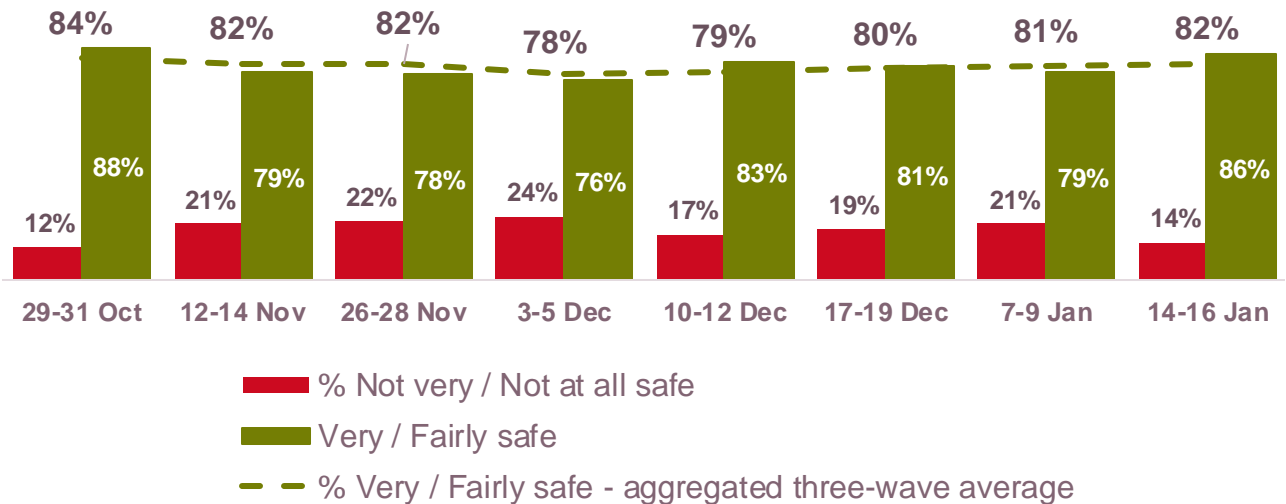
Four in five of those making journeys by bus in London in the last seven days say that they felt safe doing so

Specifically in relation to coronavirus, how safe do you feel at the moment when using buses

Base: All making journeys by London Bus, W74 – 140



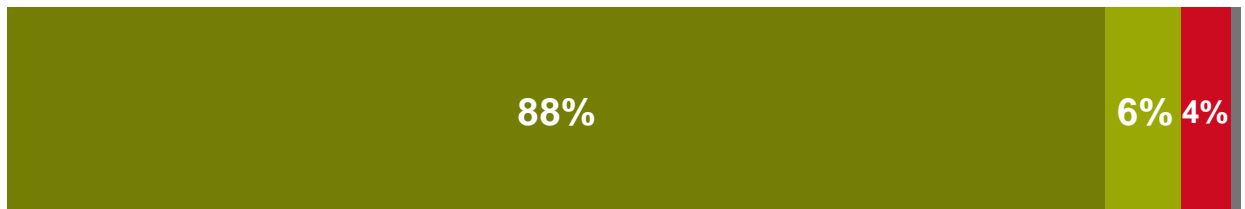
Trend - last eight waves



The majority who used a train or a bus in the last seven days say that they wore a face covering all the time on their journey

On your most recent train journey did you wear a face covering?


Base: All making journeys by train (168)



■ Yes - all the time ■ Yes - some of the time (e.g. when it was busy) ■ No ■ Can't remember

On your most recent bus journey did you wear a face covering?

Base: All making journeys by bus (345)

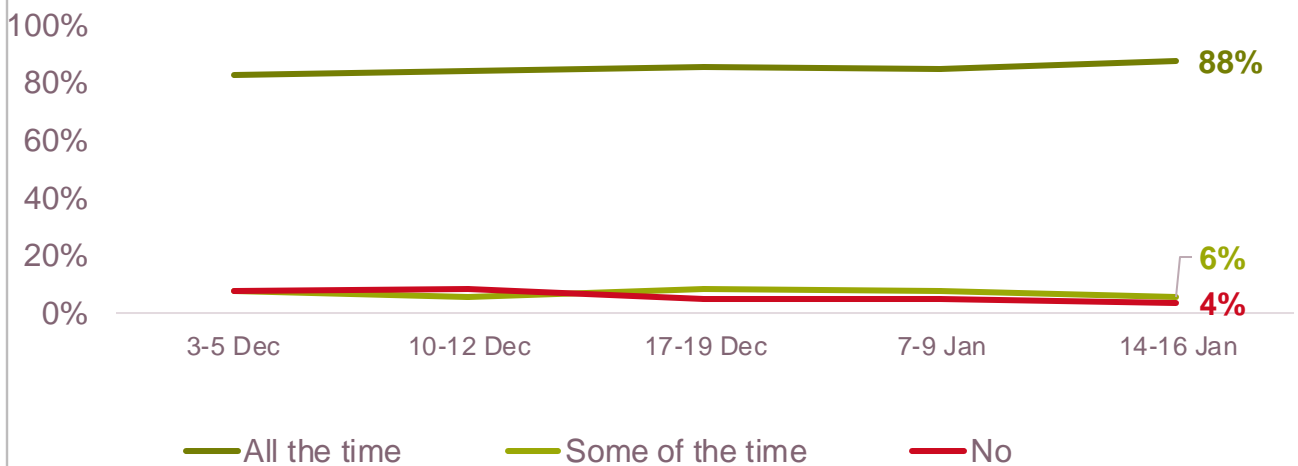


■ Yes - all the time ■ Yes - some of the time (e.g. when it was busy) ■ No ■ Can't remember

Almost nine in ten wore a face covering on their last train or bus journey

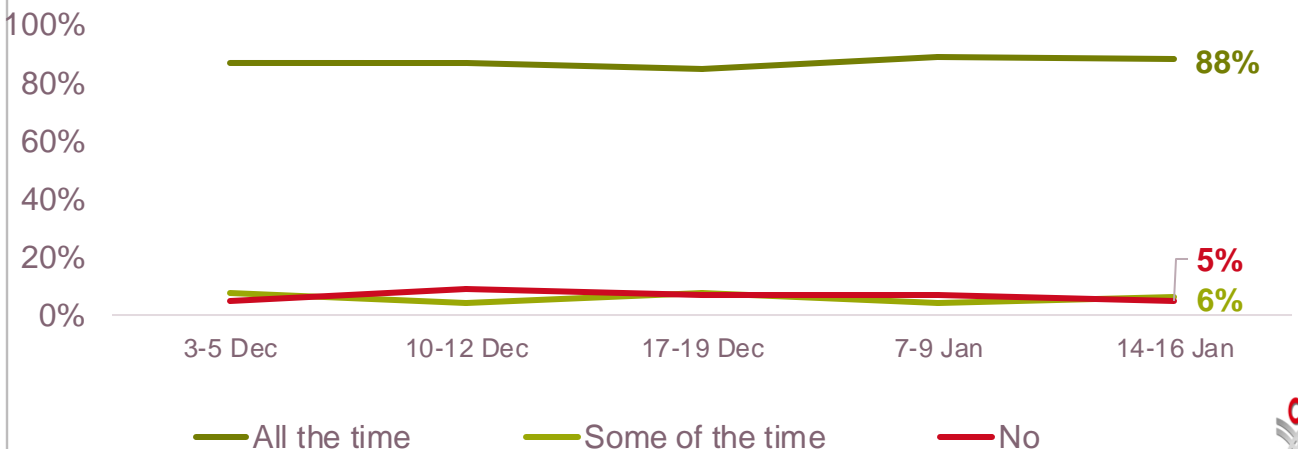
On your most recent train journey did you wear a face covering?

Base: All making journeys by train (168)



On your most recent bus journey did you wear a face covering?

Base: All making journeys by bus (345)



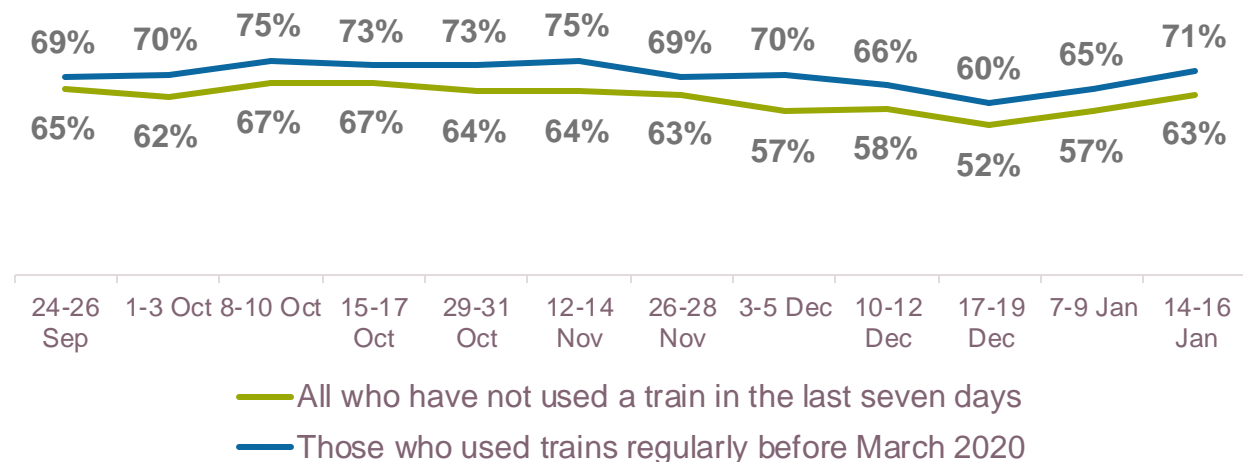
More than three in five of those who have not used a train in the last seven days say that they would feel safe doing so

Specifically in relation to coronavirus, if you had to make a journey at the moment, how safe would you feel making a journey by train?

Base: All *excluding* those making journeys by train (1,818)



Trend - last twelve waves



Base: All who used trains regularly before March 2020, but have not done so in the last seven days (325)

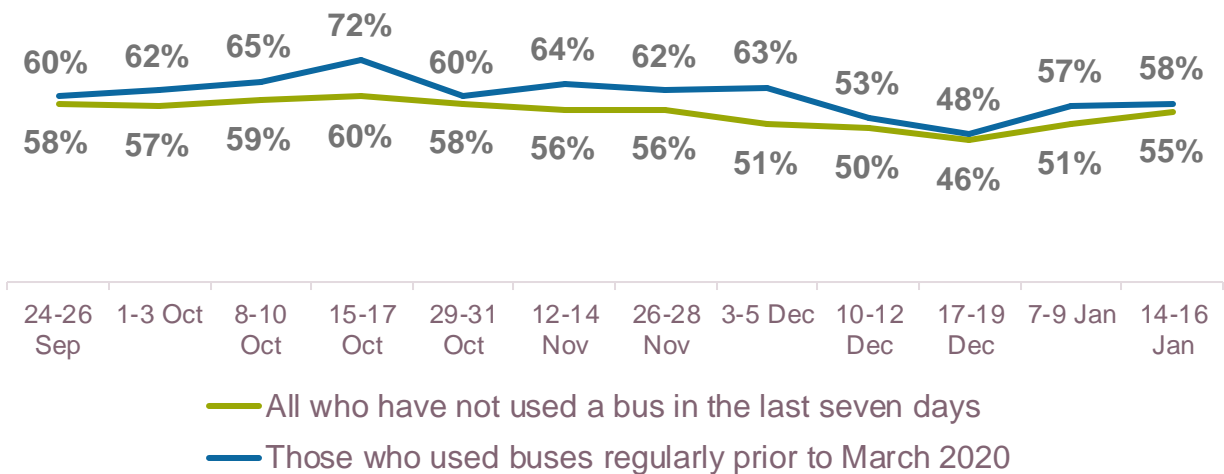
More than half of those who have not used a bus in the last seven days say they would feel safe doing so

Specifically in relation to coronavirus, if you had to make a journey at the moment, how safe would you feel making a journey by bus?

Base: All *excluding* those making journeys by bus (1,641)



Trend - last twelve waves



Base: All who used buses regularly before March 2020, but have not done so in the last seven days (374)

Around seven in ten say that they feel safer using public transport with people wearing face coverings

I feel safer using public transport with people wearing face coverings

Base: W74 1,811

% Agree

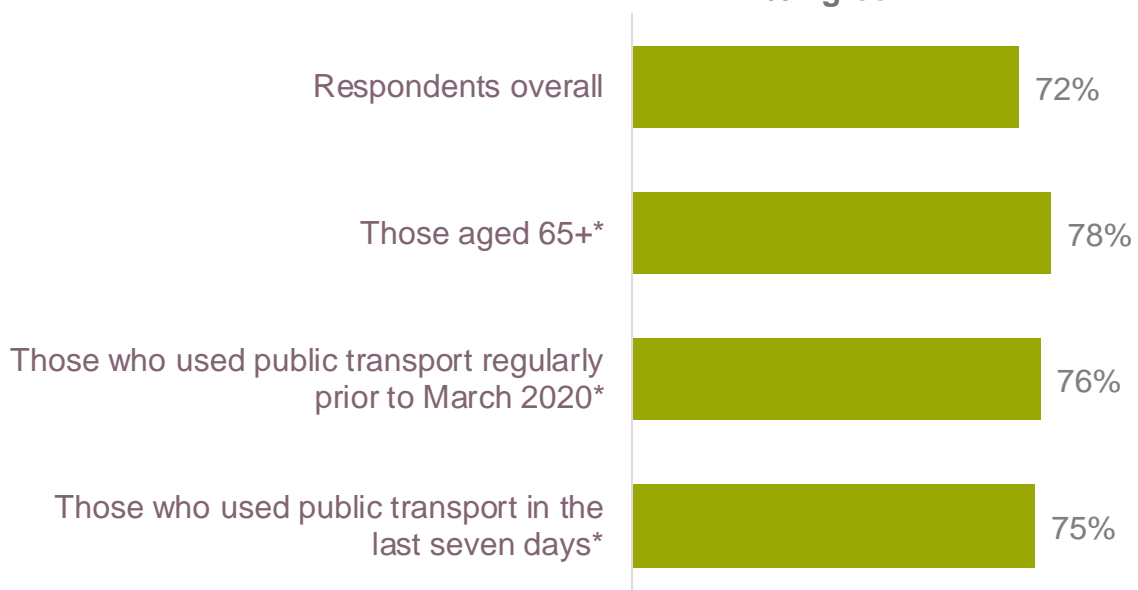


24-26 Jul 31 Jul-2 Aug 7-9 Aug 14-16 Aug 21-23 Aug 28-30 Aug 4-6 Sep 3-5 Dec 10-12 Dec 17-19 Dec 7-9 Jan 14-16 Jan



■ Strongly agree ■ Tend to agree ■ Neither / nor ■ Tend to disagree ■ Strongly disagree

% Agree



Base excludes don't know/not applicable answers

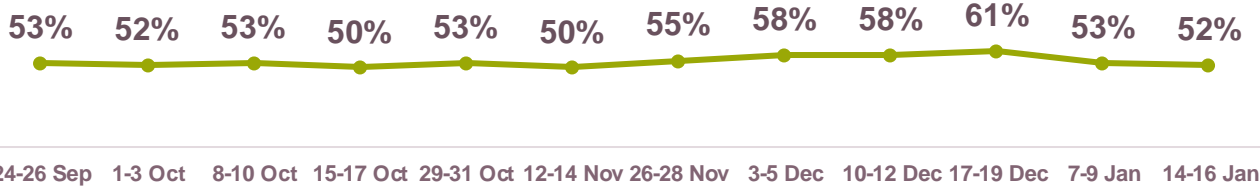
* Denotes statistically significant difference from respondents overall

For around half Coronavirus is a major concern. Those who have a disability are more likely than others to agree

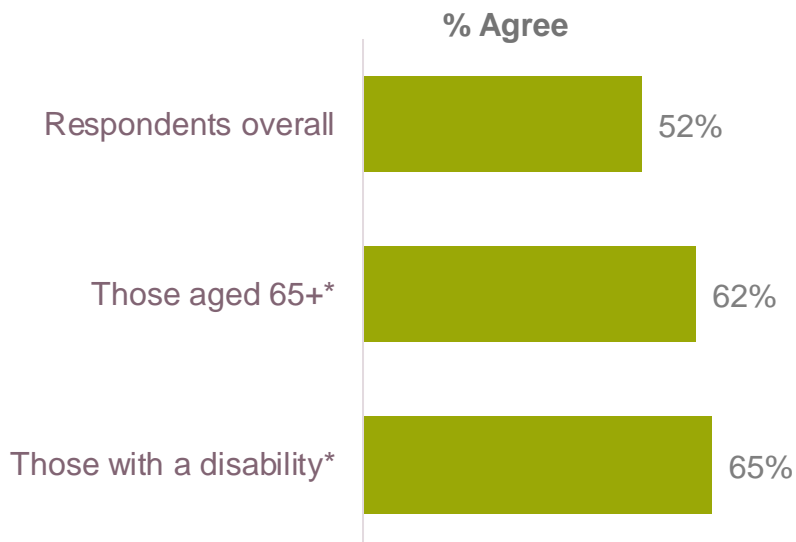
Coronavirus is a major concern for me

Base: W74 1,956

% Agree



■ Strongly agree
 ■ Tend to agree
 ■ Neither / nor
 ■ Tend to disagree
 ■ Strongly disagree



Base excludes don't know/not applicable answers

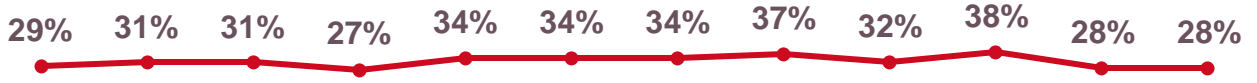
* Denotes statistically significant difference from respondents overall

Less than three in ten do not feel that enough is being done to ensure coronavirus safety on public transport

Enough is being done to ensure coronavirus safety on public transport

Base: W74 1,668

% Disagree



24-26 Sep 1-3 Oct 8-10 Oct 15-17 Oct 29-31 Oct 12-14 Nov 26-28 Nov 3-5 Dec 10-12 Dec 17-19 Dec 7-9 Jan 14-16 Jan



■ Strongly agree ■ Tend to agree ■ Neither / nor ■ Tend to disagree ■ Strongly disagree



Base excludes don't know/not applicable answers

* Denotes statistically significant difference from respondents overall

Three in ten say that they will never again feel completely comfortable on public transport


I will never again feel completely comfortable on public transport

Base: W74 1,834

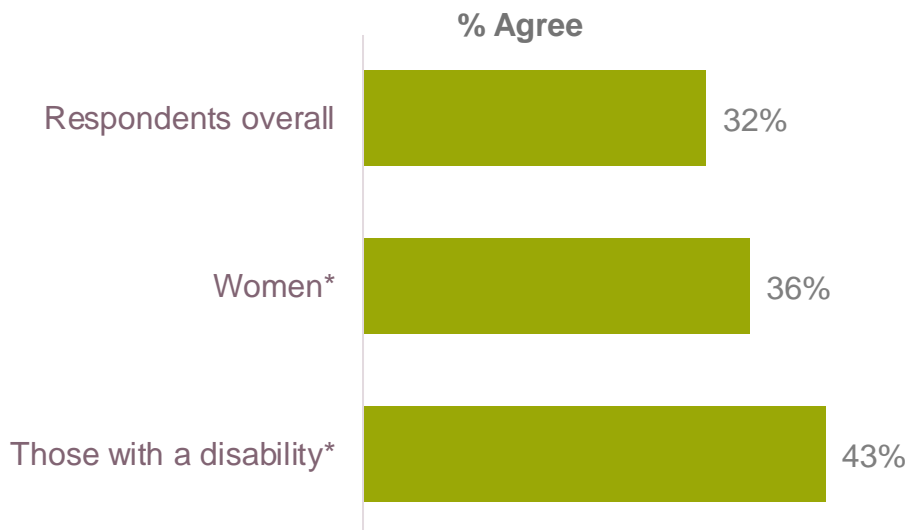
% Agree



24-26 Sep 1-3 Oct 8-10 Oct 15-17 Oct 29-31 Oct 12-14 Nov 26-28 Nov 3-5 Dec 10-12 Dec 17-19 Dec 7-9 Jan 14-16 Jan



■ Strongly agree ■ Tend to agree ■ Neither / nor ■ Tend to disagree ■ Strongly disagree



Base excludes don't know/not applicable answers

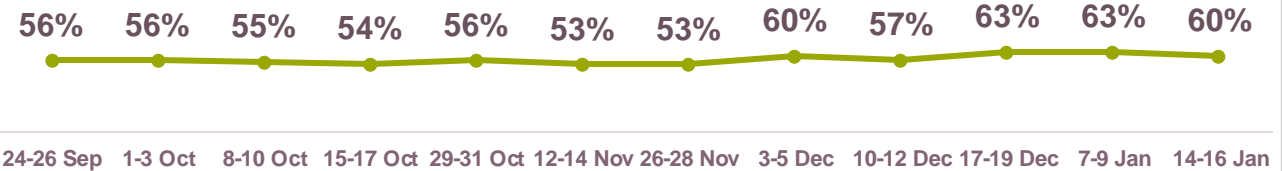
* Denotes statistically significant difference from respondents overall

More than three in five have been avoiding unnecessary activities due to the coronavirus

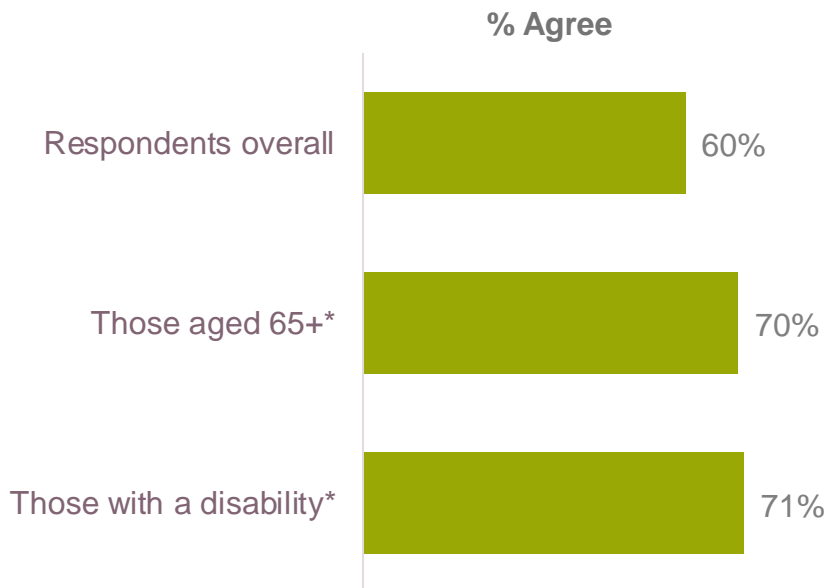
I have been avoiding unnecessary activities due to the coronavirus

Base: W74 1,941

% Agree



■ Strongly agree ■ Tend to agree ■ Neither / nor ■ Tend to disagree ■ Strongly disagree



Base excludes don't know/not applicable answers

* Denotes statistically significant difference from respondents overall

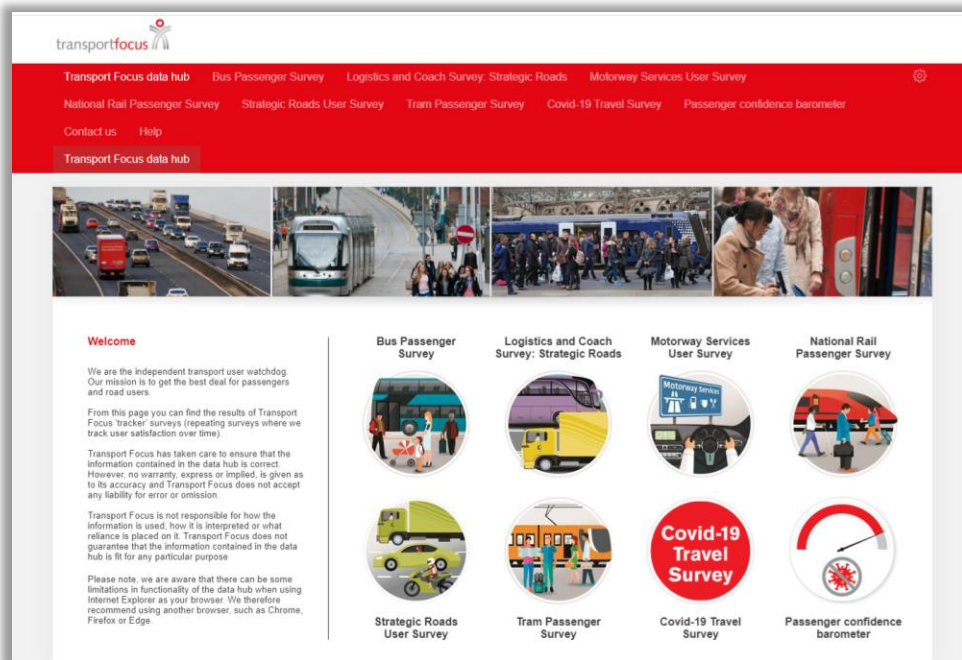
Transport Focus Data Hub

All the results from this wave and previous waves of this research are available for your own analysis on the Transport Focus Data Hub.

The data is available for anyone to view at:

www.transportfocus.org.uk/data-hub

You can access the survey by clicking on 'Covid-19 Travel Survey'



Please note:

Data from new waves of the survey is uploaded and made available on each Friday morning. The survey may be unavailable on the hub on Thursday afternoon while the upload of new data takes place.

Survey method and sample breakdown – week 74

- c.2000 online interviews per wave. Using Yonder Consulting omnibus.
- Nationally representative of Great British population – not all respondents are passengers on public transport.
- Those who have provided a response are excluded from the subsequent wave of research.
- Fieldwork repeated every weekend. Wave 74 fieldwork: 14-16 January 2022
- The analysis of attitudinal questions excludes responses from those who don't have an opinion or who say that the question is not applicable to them.

Sample size by age groups and gender

	Total	18-24	25-34	35-44	45-54	55-64	65+	Male	Female
Wave 74	213	329	321	344	310	493	213	997	1,005

Sample size by region

	Scotland	North East	North West	Yorks & Humber	West Midlands	East Midlands	Wales	Eastern	London	South East	South West
Wave 74	174	83	229	176	160	157	107	195	284	274	171