



Travel during Covid-19

Tracking research - wave 70

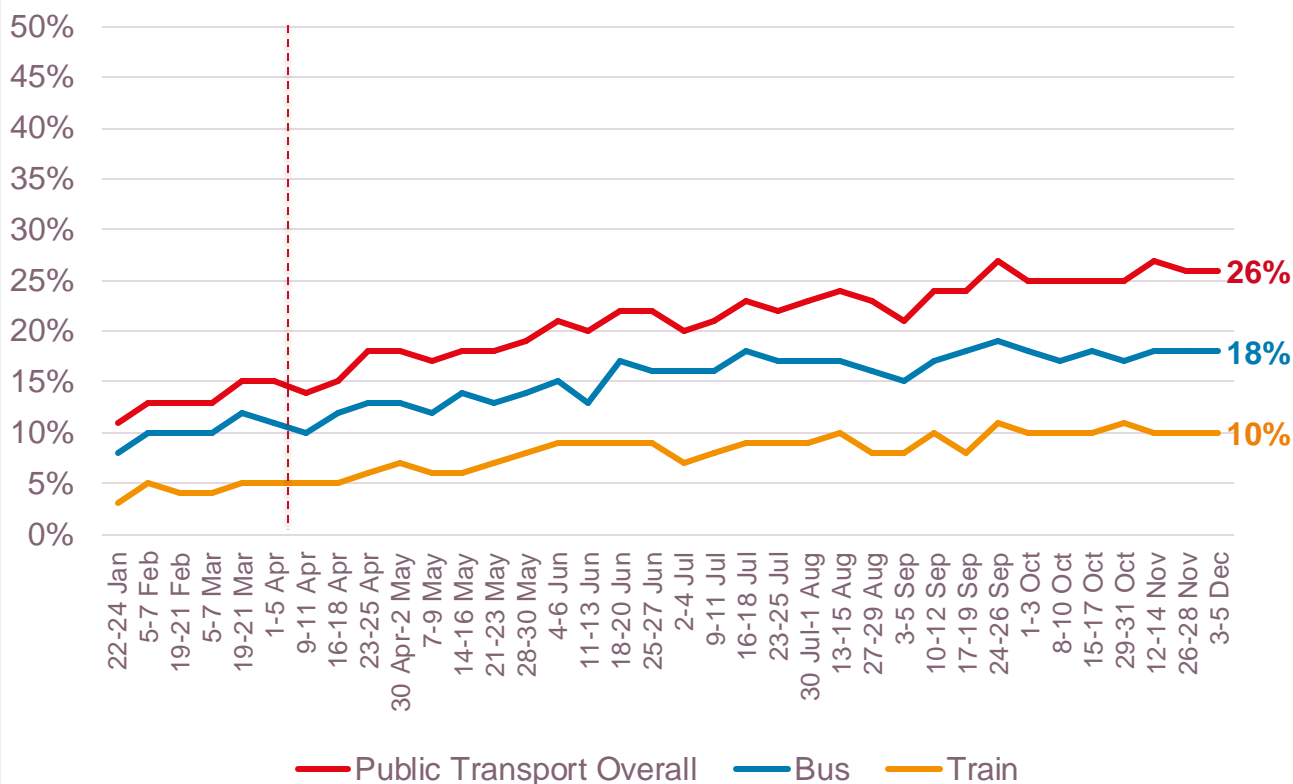
10 December 2021

Travel during Covid-19: omnibus wave 70

Just over a quarter have used public transport in the last seven days

Use of public transport in last seven days – Great Britain

Trend - last 36 waves

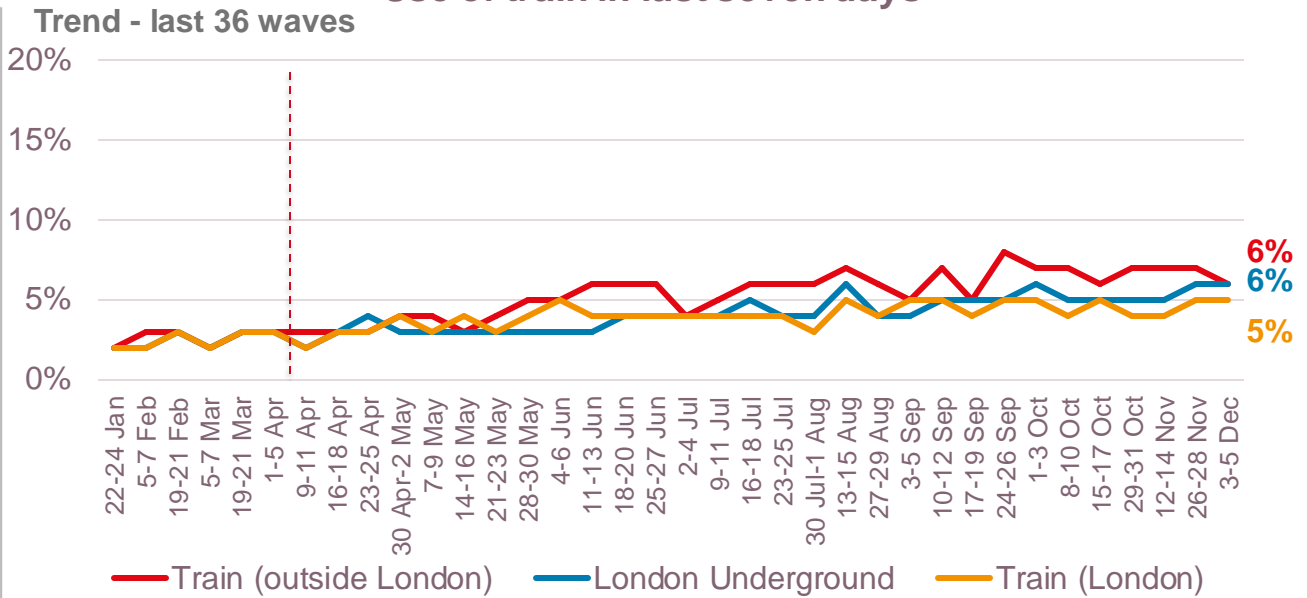


----- Changed from 'last 7 days' to 'last two weeks' between week 34 (8-10 Jan) and week 40 (1-5 April)

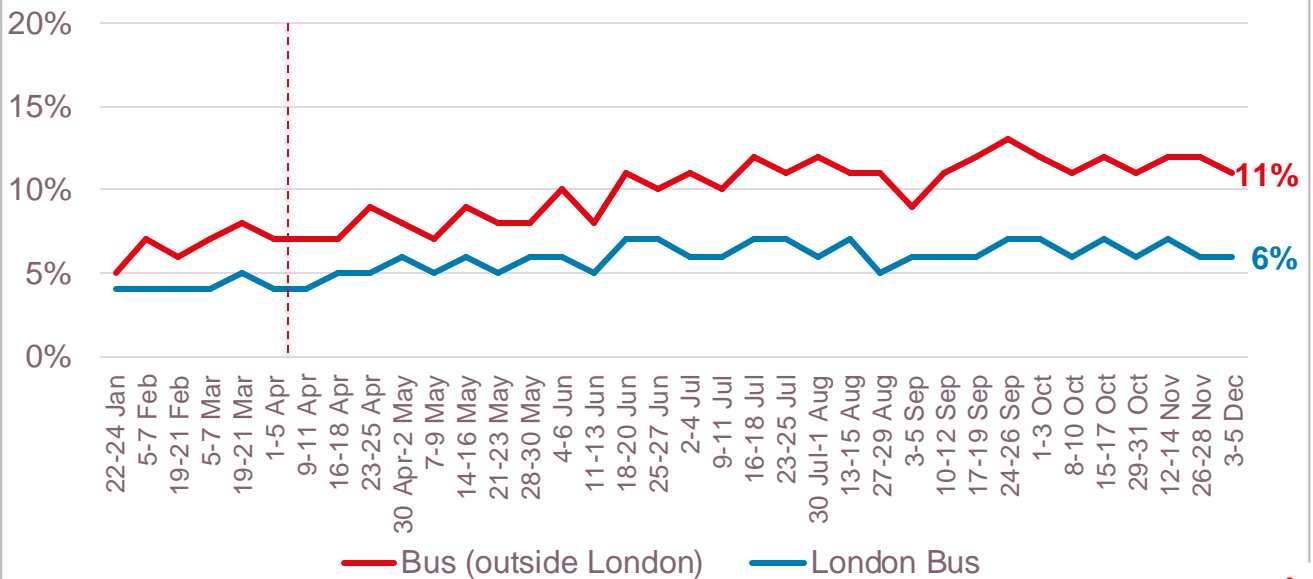
Travel during Covid-19: omnibus wave 70

Use of trains and buses is relatively consistent

Use of train in last seven days



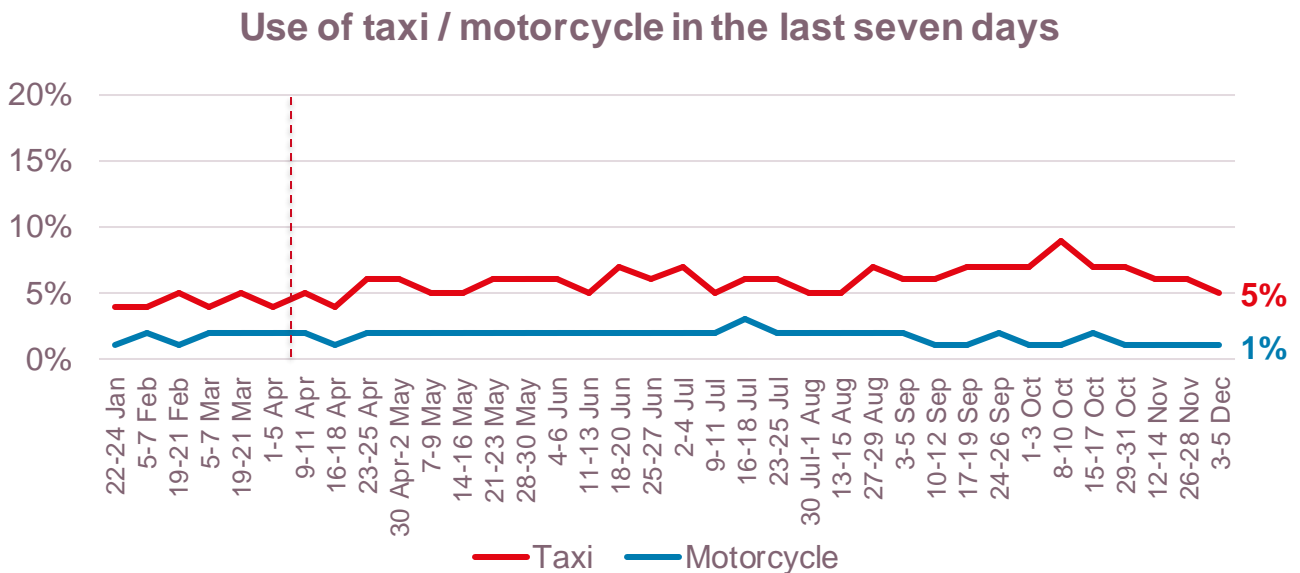
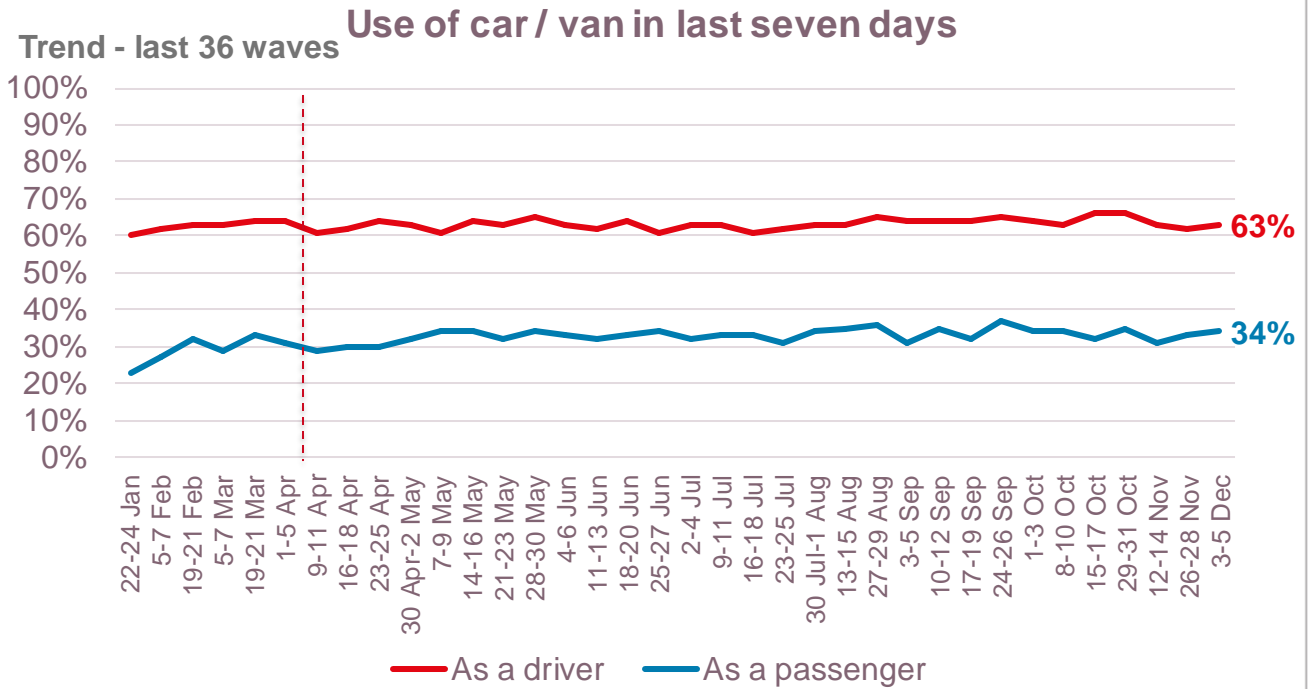
Use of bus in last seven days



----- Changed from 'last 7 days' to 'last two weeks' between week 34 (8-10 Jan) and week 40 (1-5 April)

Travel during Covid-19: omnibus wave 70

Road use is relatively consistent, though fewer are using taxis



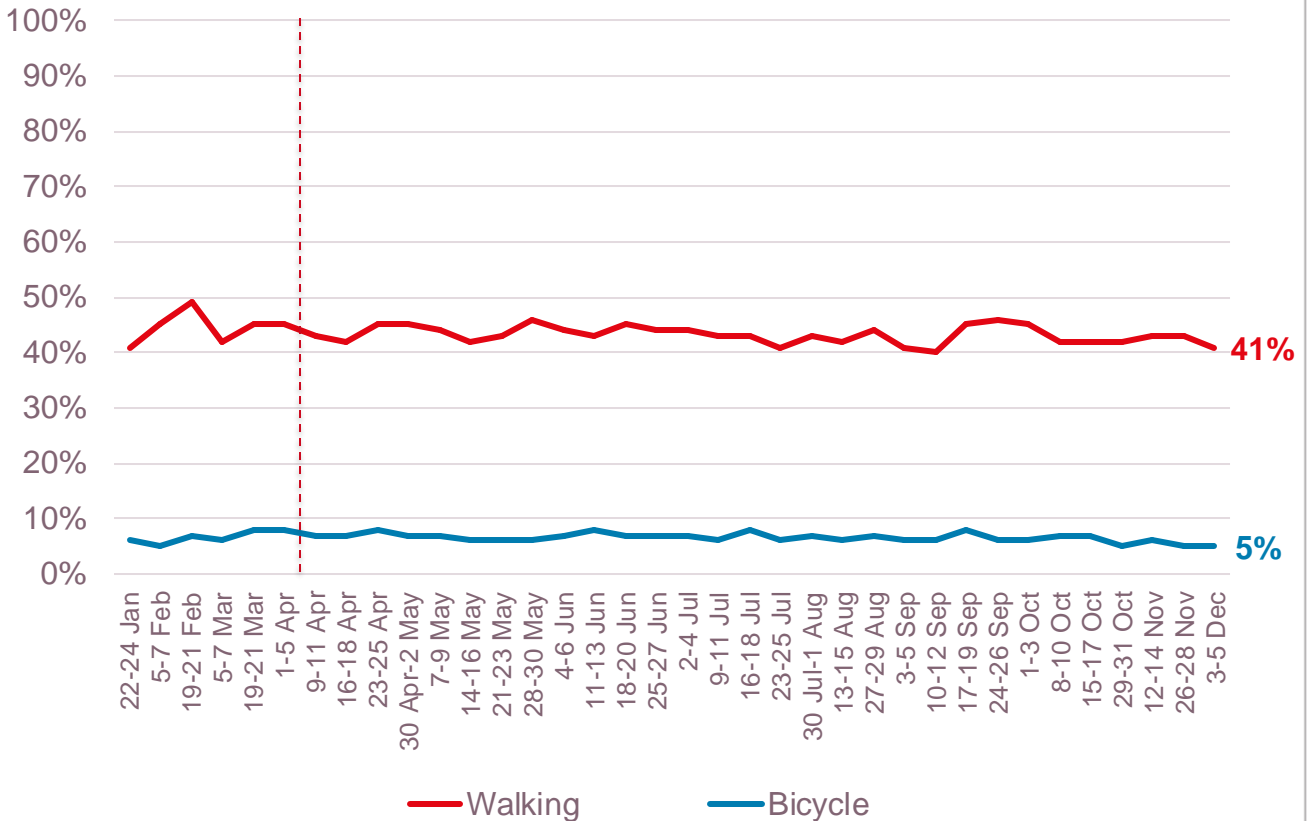
--- Changed from 'last 7 days' to 'last two weeks' between week 34 (8-10 Jan) and week 40 (1-5 April)

Travel during Covid-19: omnibus wave 70

Two in five made journeys on foot, while fewer have cycled

Use of other modes of transport in the last seven days

Trend - last 36 waves

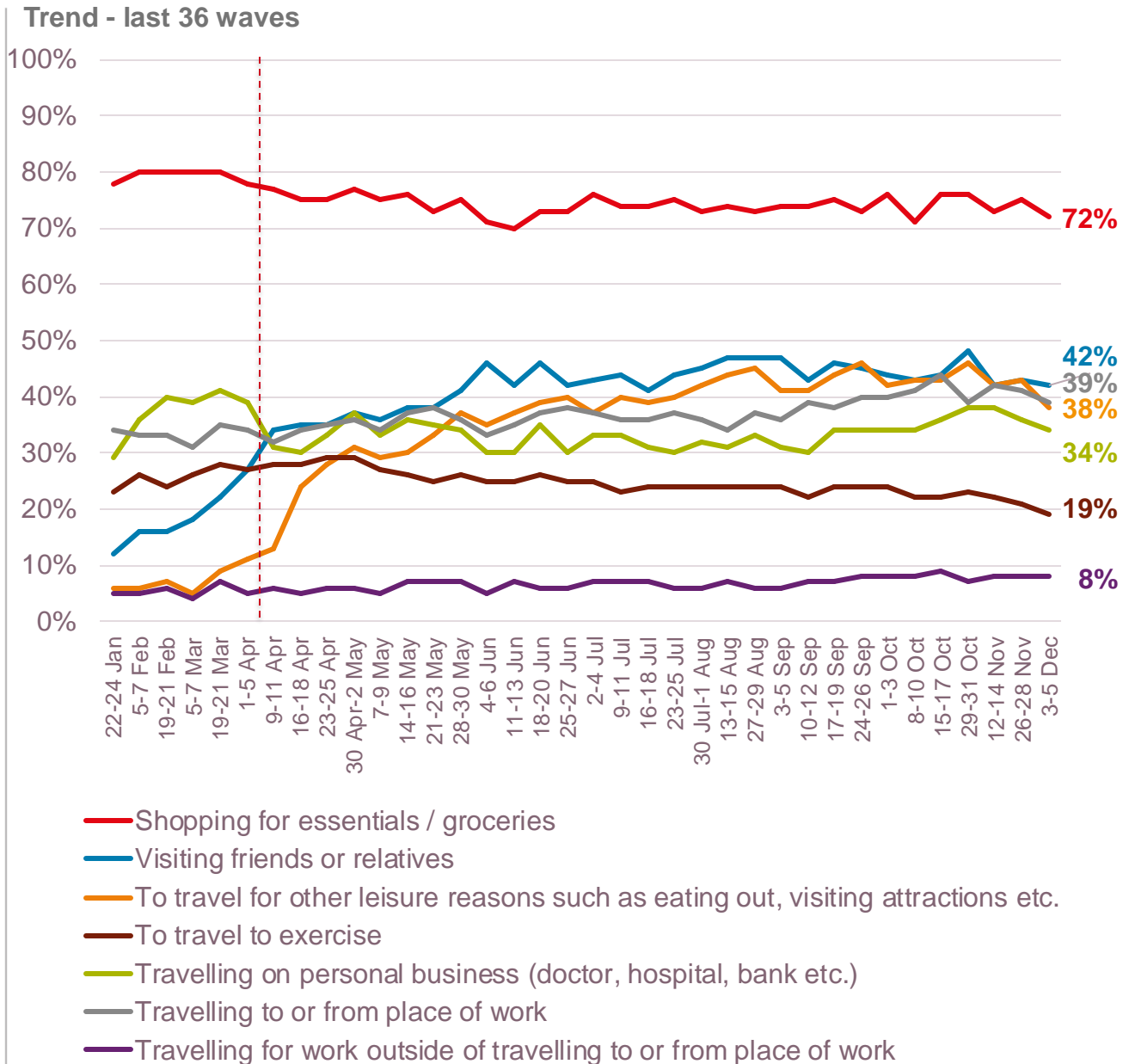


----- Changed from 'last 7 days' to 'last two weeks' between week 34 (8-10 Jan) and week 40 (1-5 April)

Travel during Covid-19: omnibus wave 70

Slightly fewer are making journeys to visit friends and family, for leisure reasons, or to travel to or from work

Reasons for making journeys in the last seven days

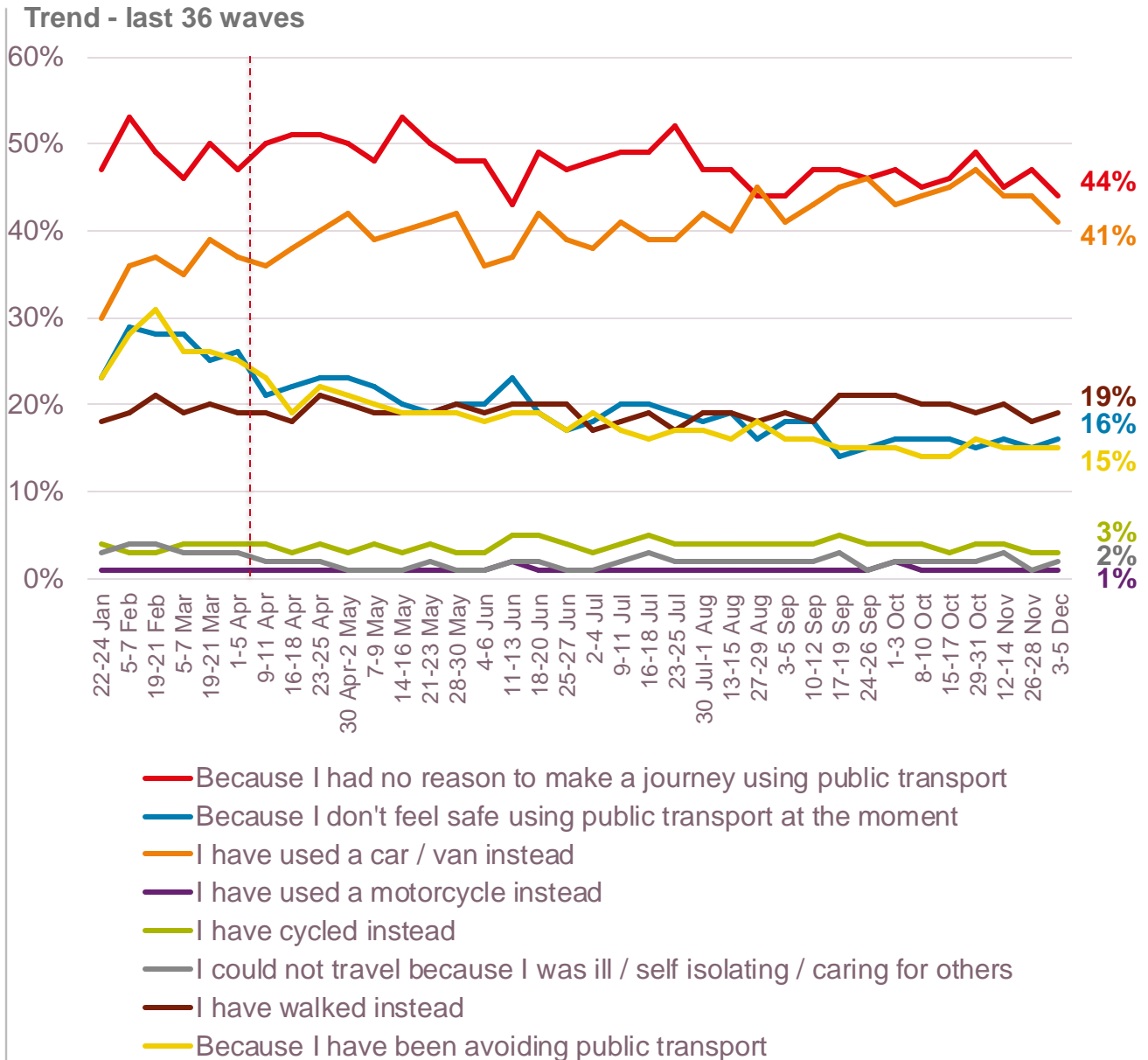


--- Changed from 'last 7 days' to 'last two weeks' between week 34 (8-10 Jan) and week 40 (1-5 April)

Travel during Covid-19: omnibus wave 70

Less than one in five who have not used public transport say that they are avoiding doing so or they don't feel safe to do so at the moment

Reasons public transport not used in the last seven days



Changed from 'last 7 days' to 'last two weeks' between week 34 (8-10 Jan) and week 40 (1-5 April)

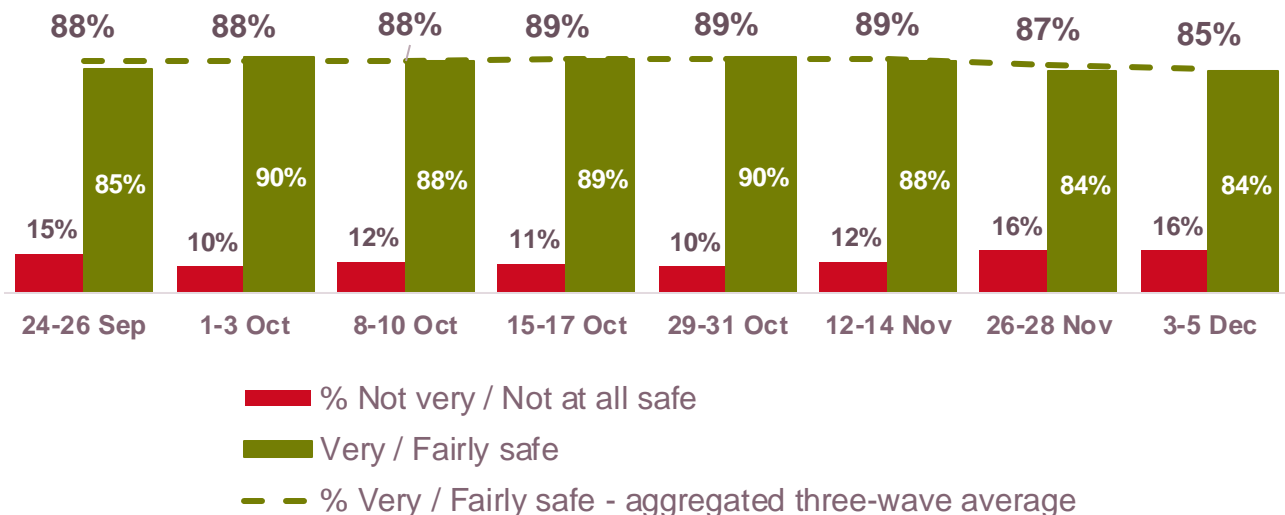
Less than nine in ten of those making train journeys in the last seven days say that they felt safe doing so

Specifically in relation to coronavirus, how safe do you feel at the moment when using trains?

Base: All making journeys by train, W70 – 182



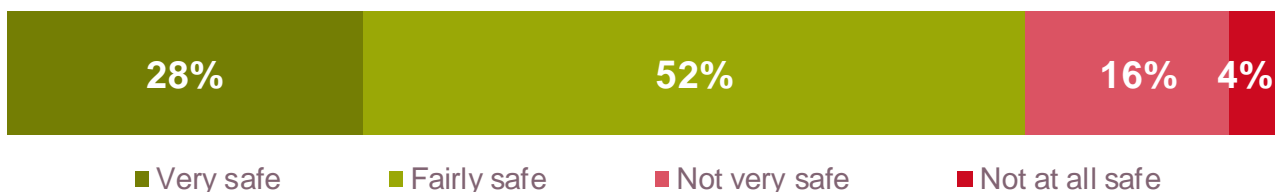
Trend - last eight waves



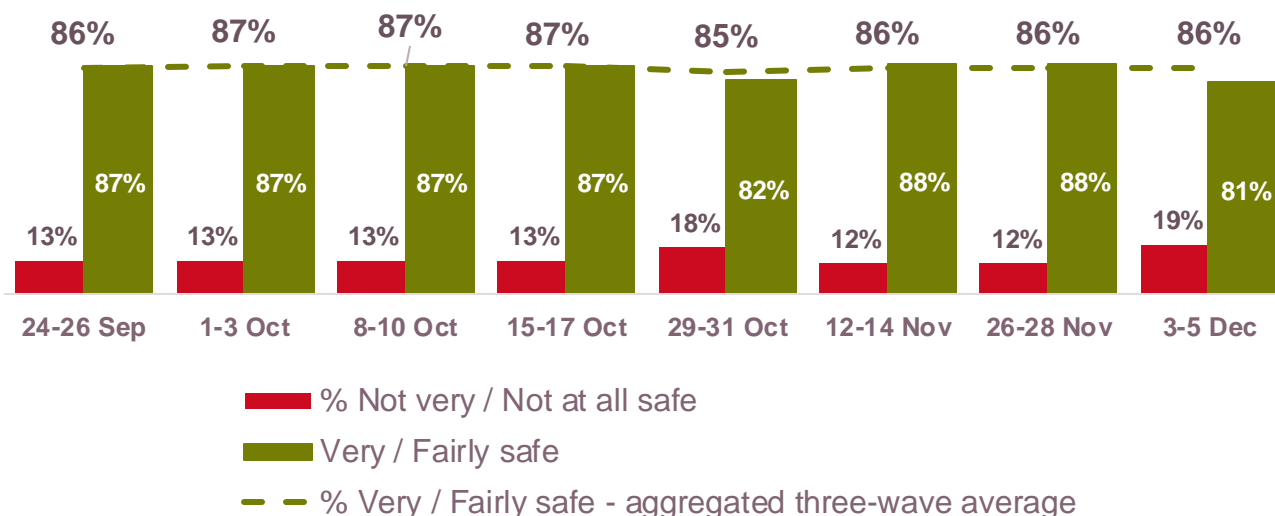
Less than nine in ten of those making journeys by bus outside London in the last seven days say that they felt safe doing so

Specifically in relation to coronavirus, how safe do you feel at the moment when using buses?

Base: All making journeys by bus outside London, W70 – 240



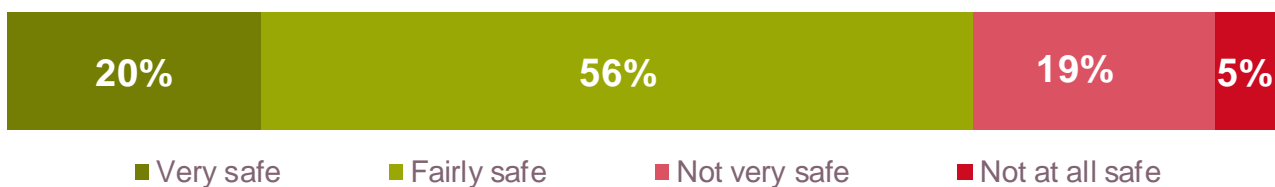
Trend - last eight waves



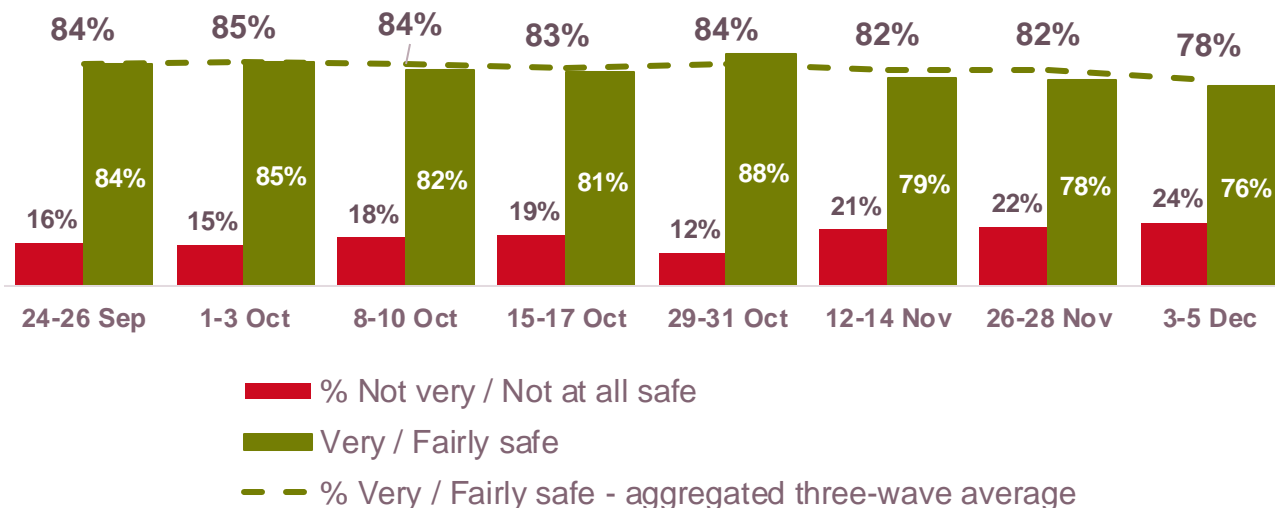
Less than four in five of those making journeys by bus in London in the last seven days say that they felt safe doing so

Specifically in relation to coronavirus, how safe do you feel at the moment when using buses

Base: All making journeys by London Bus, W70 – 106



Trend - last eight waves



The majority of those in England (excluding London) who used a train or a bus in the last seven days say that they wore a face covering all the time on their journey

On your most recent train journey did you wear a face covering?

Base: All making journeys by train



Base: Those making journeys by train between 26 November – 5 December.
England (ex London) 111. Regional breakdown not shown due to low base size

On your most recent bus journey did you wear a face covering?

Base: All making journeys by bus



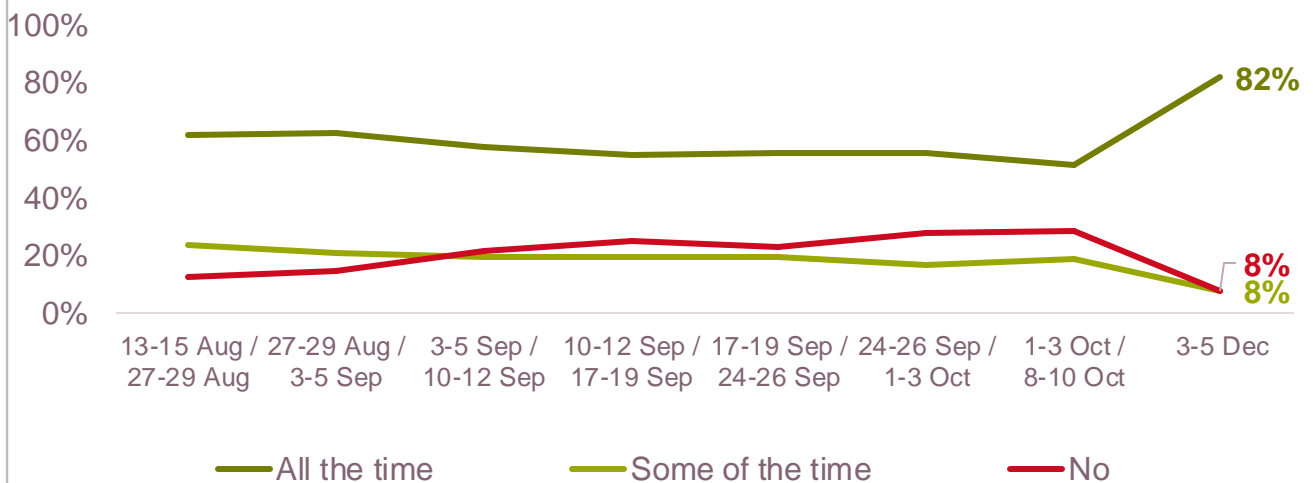
Base: Those making journeys by bus between 26 November – 5 December.
England (ex London) 209. Regional breakdown not shown due to low base size

There has been a large uplift in the proportion of those in England (excluding London) who wore a face covering on their last train or bus journey compared with earlier this year

On your most recent train journey did you wear a face covering?

Base: All making journeys by train in England (excluding London) - 111

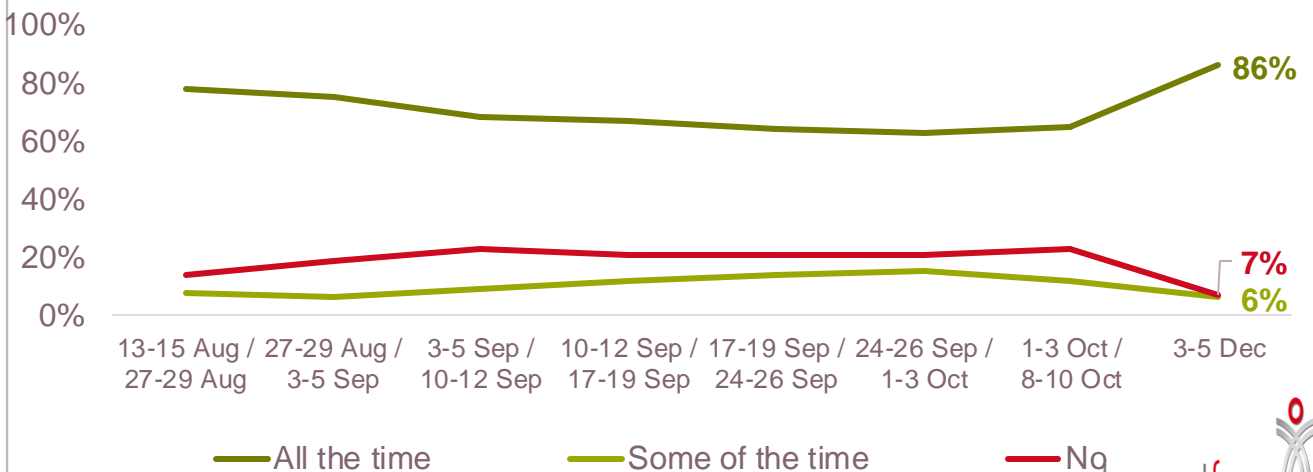
Trend - last eight waves



On your most recent bus journey did you wear a face covering?

Base: All making journeys by bus in England (excluding London) - 209

Trend - last eight waves



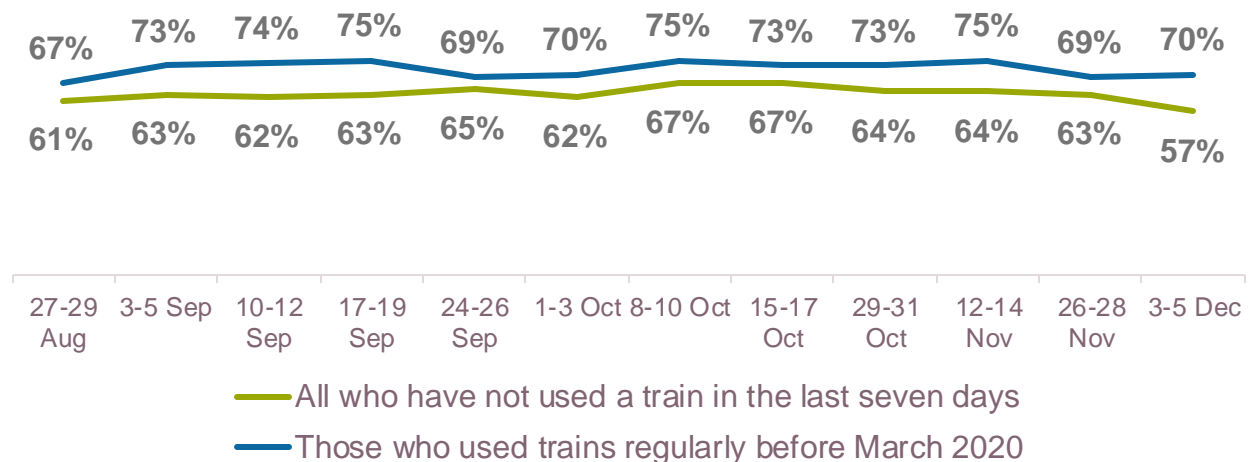
Less than three in five of those who have not used a train in the last seven days say that they would feel safe doing so

Specifically in relation to coronavirus, if you had to make a journey at the moment, how safe would you feel making a journey by train?

Base: All *excluding* those making journeys by train (1,804)



Trend - last twelve waves



Base: All who used trains regularly before March 2020, but have not done so in the last seven days (299)

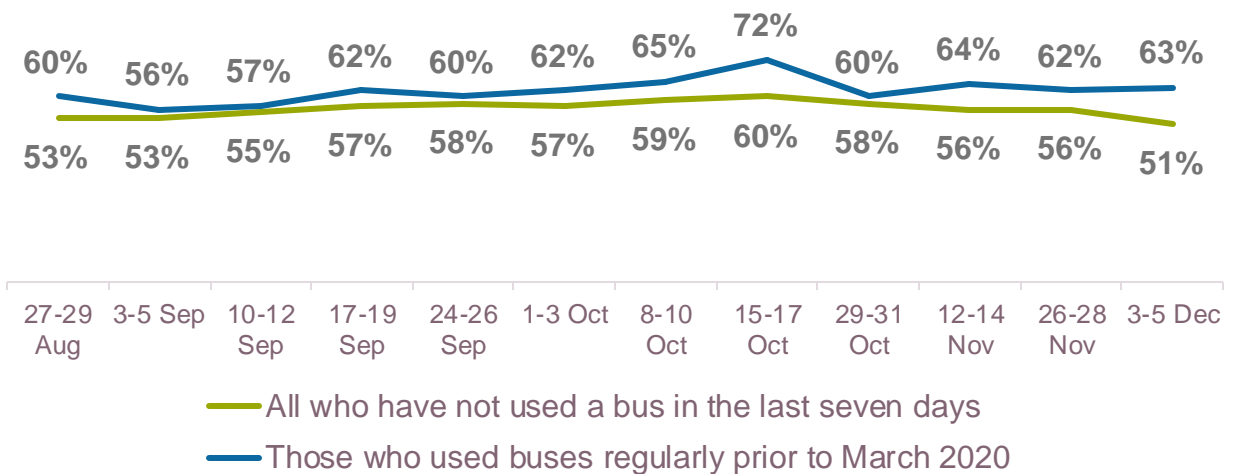
Half of those who have not used a bus in the last seven days say they would feel safe doing so

Specifically in relation to coronavirus, if you had to make a journey at the moment, how safe would you feel making a journey by bus?

Base: All *excluding* those making journeys by bus (1,643)



Trend - last twelve waves

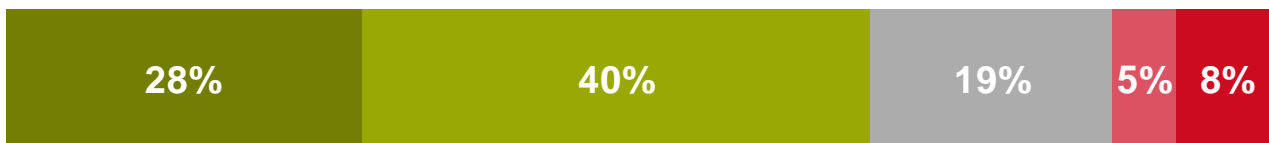


Base: All who used buses regularly before March 2020, but have not done so in the last seven days (303)

Seven in ten say that they feel safer using public transport with people wearing face coverings

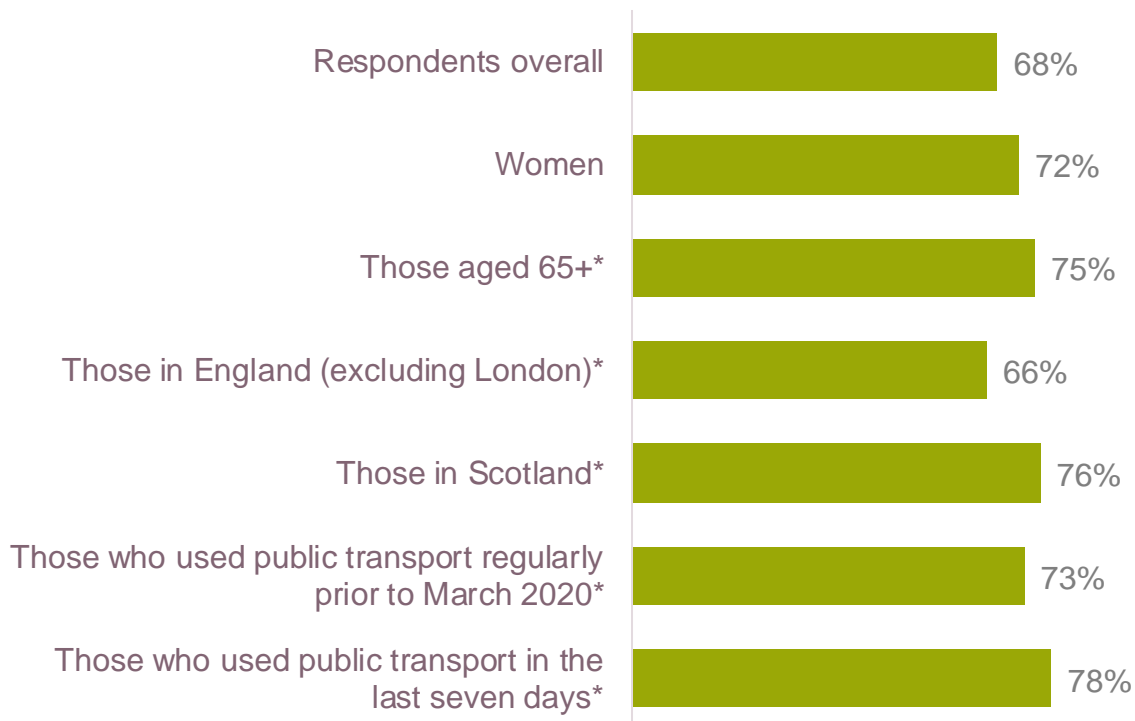
I feel safer using public transport with people wearing face coverings

Base: W70 1,791



■ Strongly agree
 ■ Tend to agree
 ■ Neither / nor
 ■ Tend to disagree
 ■ Strongly disagree

% Agree



Base excludes don't know/not applicable answers

* Denotes statistically significant difference from respondents overall

For a growing proportion coronavirus is a major concern. Those who have a disability are more likely than others to agree.

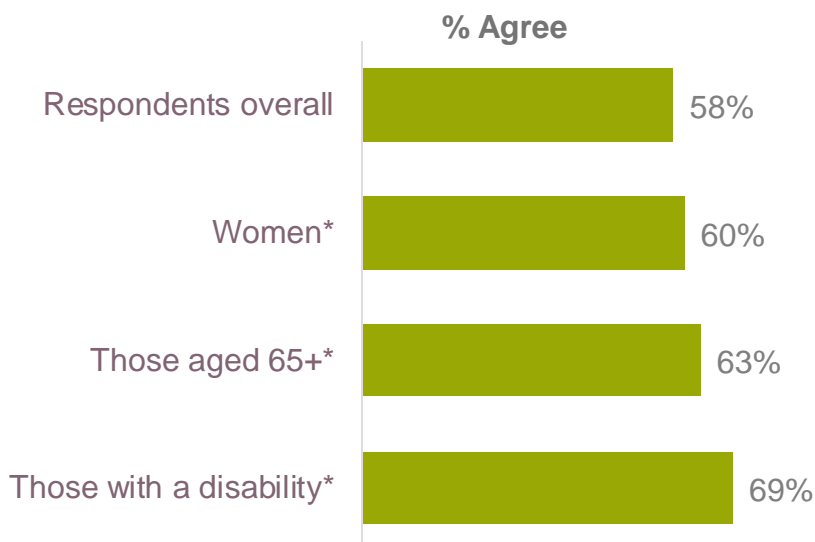
Coronavirus is a major concern for me

Base: W70 1,944

% Agree



27-29 Aug 3-5 Sep 10-12 Sep 17-19 Sep 24-26 Sep 1-3 Oct 8-10 Oct 15-17 Oct 29-31 Oct 12-14 Nov 26-28 Nov 3-5 Dec



Base excludes don't know/not applicable answers

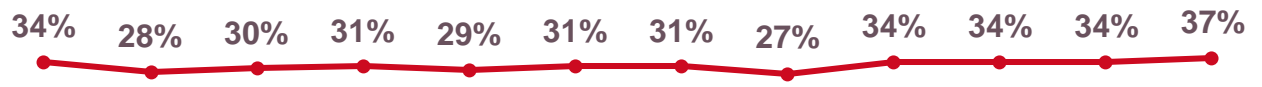
* Denotes statistically significant difference from respondents overall

Almost two in five do not feel that enough is being done to ensure coronavirus safety on public transport

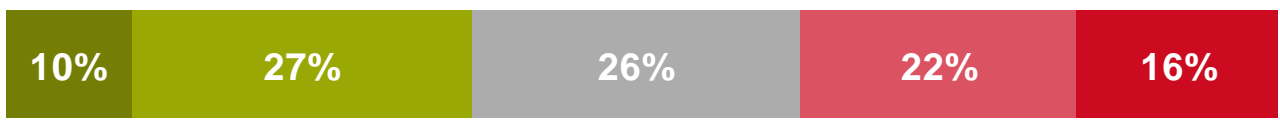
Enough is being done to ensure coronavirus safety on public transport

Base: W70 1,674

% Disagree



27-29 Aug 3-5 Sep 10-12 Sep 17-19 Sep 24-26 Sep 1-3 Oct 8-10 Oct 15-17 Oct 29-31 Oct 12-14 Nov 26-28 Nov 3-5 Dec



■ Strongly agree ■ Tend to agree ■ Neither / nor ■ Tend to disagree ■ Strongly disagree

% Disagree



Base excludes don't know/not applicable answers


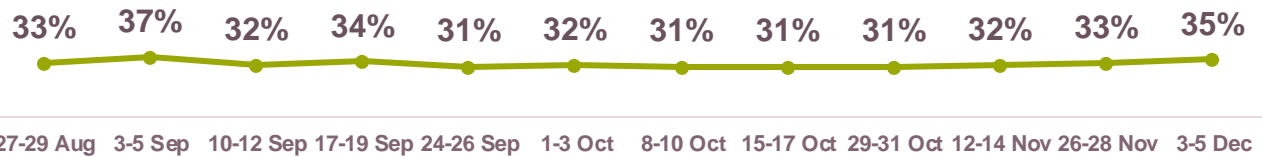
* Denotes statistically significant difference from respondents overall

More than three in ten say that they will never again feel completely comfortable on public transport

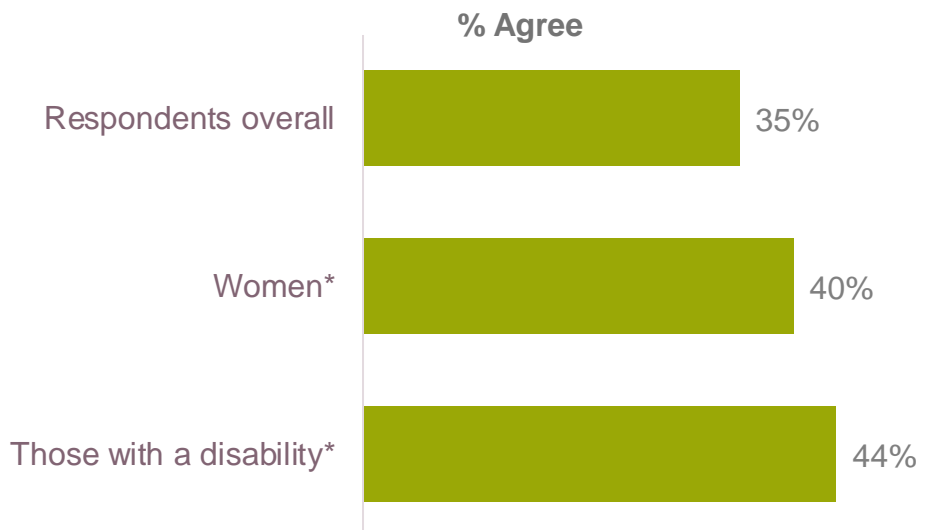
I will never again feel completely comfortable on public transport

Base: W70 1,770

% Agree



■ Strongly agree ■ Tend to agree ■ Neither / nor ■ Tend to disagree ■ Strongly disagree



Base excludes don't know/not applicable answers

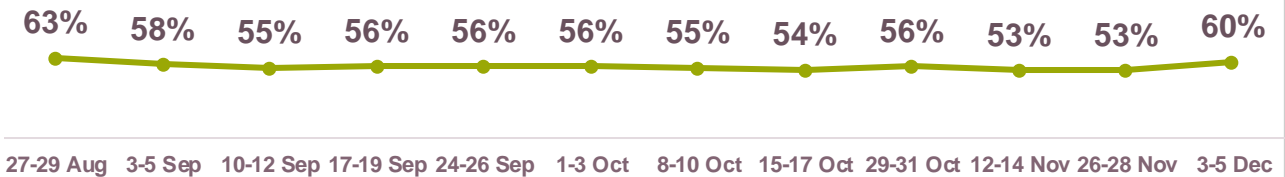
* Denotes statistically significant difference from respondents overall

Three in five have been avoiding unnecessary activities due to the coronavirus

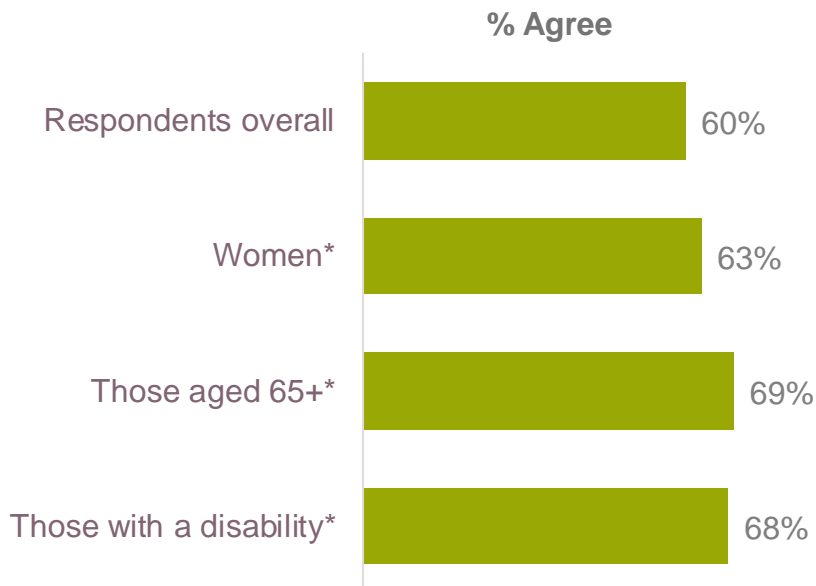
I have been avoiding unnecessary activities due to the coronavirus

Base: W70 1,936

% Agree



■ Strongly agree ■ Tend to agree ■ Neither / nor ■ Tend to disagree ■ Strongly disagree



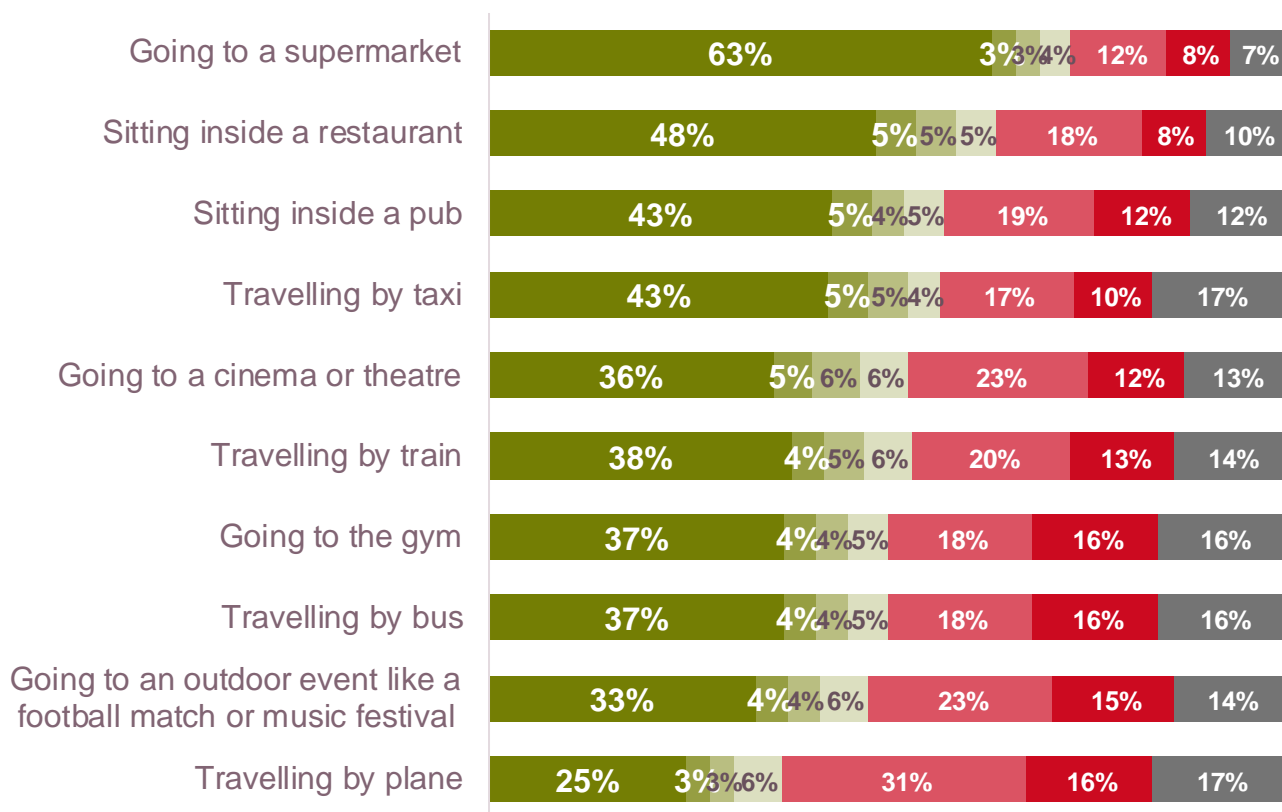
Base excludes don't know/not applicable answers

* Denotes statistically significant difference from respondents overall

Less than two in five currently feel as comfortable using buses and trains now as they did before the pandemic

When do you think you will feel as comfortable doing each of the following activities as you felt before the Covid-19 pandemic?

Base: W70 ranges from 1,006 (gym) to 1,979 (supermarket) as excludes not applicable

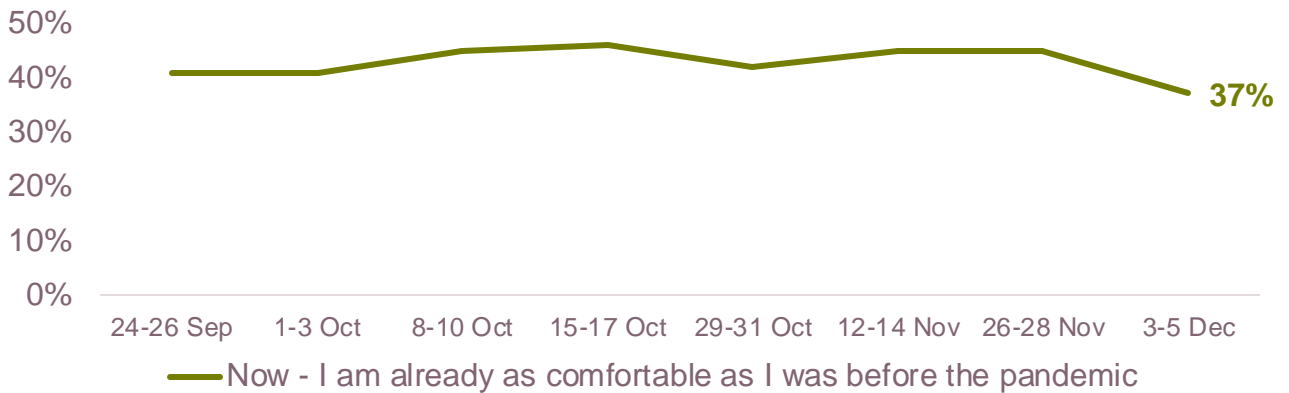


- Now - I am already as comfortable as I was before the pandemic
- In the next month
- In the next 2-3 months
- In the next 3-6 months
- More than 6 months
- Never
- I don't know

The proportion of those who say that they currently feel as comfortable using a bus or a train as they did before the pandemic has fallen

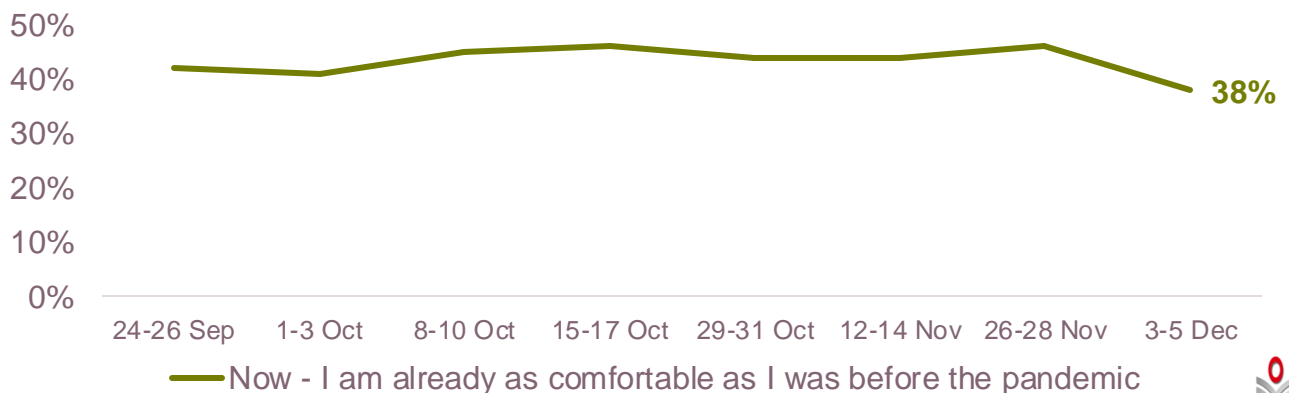
When do you think you will feel as comfortable doing each of the following activities as you felt before the Covid-19 pandemic? Travelling by bus

Base: W70 Overall – 1,744



When do you think you will feel as comfortable doing each of the following activities as you felt before the Covid-19 pandemic? Travelling by train

Base: W69 Overall – 1,775



Those who used buses or trains regularly prior to March 2020 are more likely than others to feel as comfortable using trains or buses now as they did before the pandemic

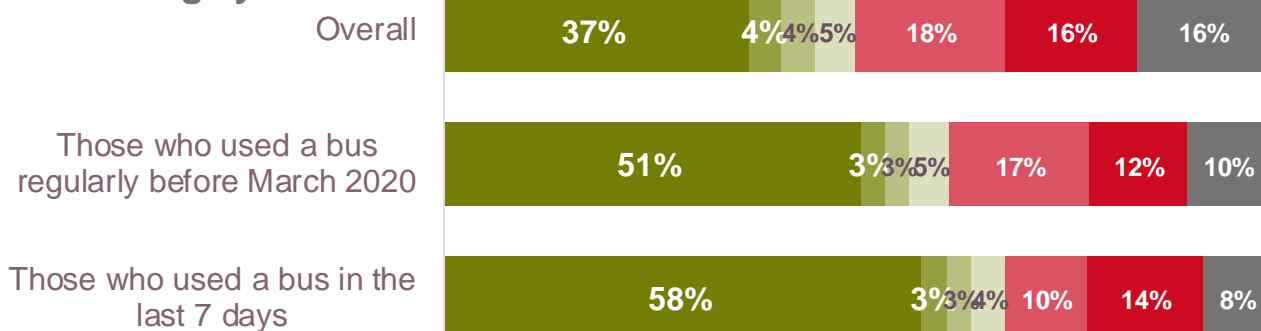
When do you think you will feel as comfortable doing each of the following activities as you felt before the Covid-19 pandemic?

Base: W70 Overall – 1,744 / 1,775

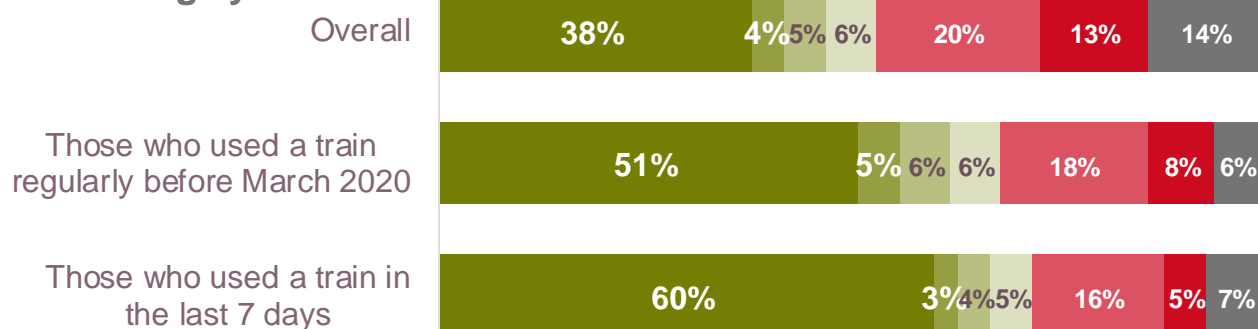
Previous bus / train users (609 / 440)

Those who have used a bus / train in the last 7 days (343 / 182)

Travelling by bus



Travelling by train



- Now - I am already as comfortable as I was before the pandemic
- In the next month
- In the next 2-3 months
- In the next 3-6 months
- More than 6 months
- Never
- I don't know

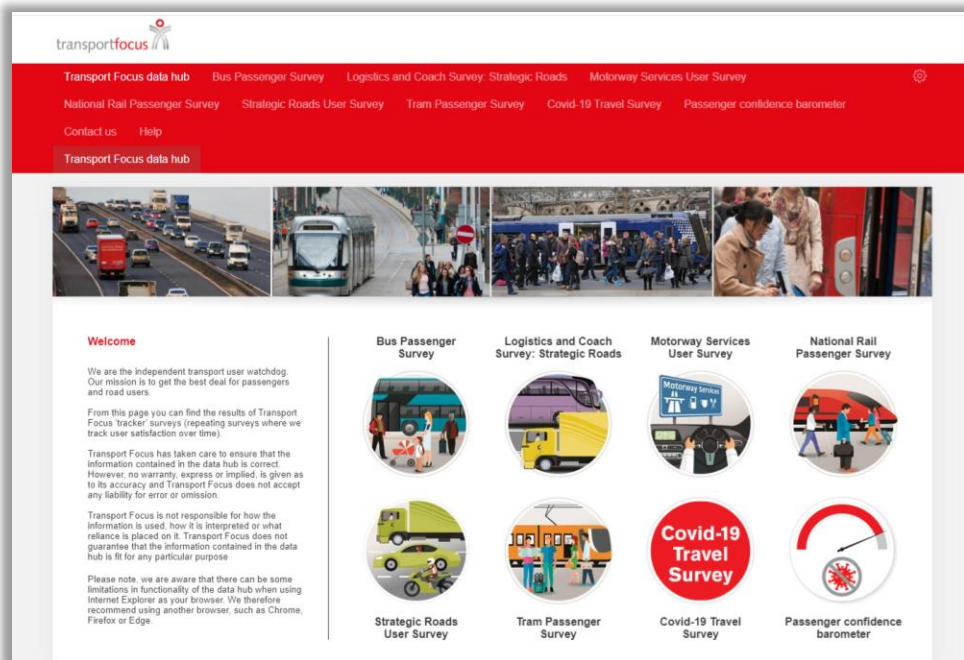
Transport Focus Data Hub

All the results from this wave and previous waves of this research are available for your own analysis on the Transport Focus Data Hub.

The data is available for anyone to view at:

www.transportfocus.org.uk/data-hub

You can access the survey by clicking on 'Covid-19 Travel Survey'



Please note:

Data from new waves of the survey is uploaded and made available on each Friday morning. The survey may be unavailable on the hub on Thursday afternoon while the upload of new data takes place.

Survey method and sample breakdown – week 70

- c.2000 online interviews per wave. Using Yonder Consulting omnibus.
- Nationally representative of Great British population – not all respondents are passengers on public transport.
- Those who have provided a response are excluded from the subsequent wave of research.
- Fieldwork repeated every weekend. Wave 70 fieldwork: 3-5 December
- The analysis of attitudinal questions excludes responses from those who don't have an opinion or who say that the question is not applicable to them.

Sample size by age groups and gender

	TOTAL	18-24	25-34	35-44	45-54	55-64	65+	Male	Female
Wave 70	2,006	212	343	306	348	335	462	985	1,021

Sample size by region

	Scotland	North East	North West	Yorks & Humber	West Midlands	East Midlands	Wales	Eastern	London	South East	South West
Wave 70	191	87	245	181	154	163	111	183	234	270	187