



Travel during Covid-19

Tracking research - wave 68

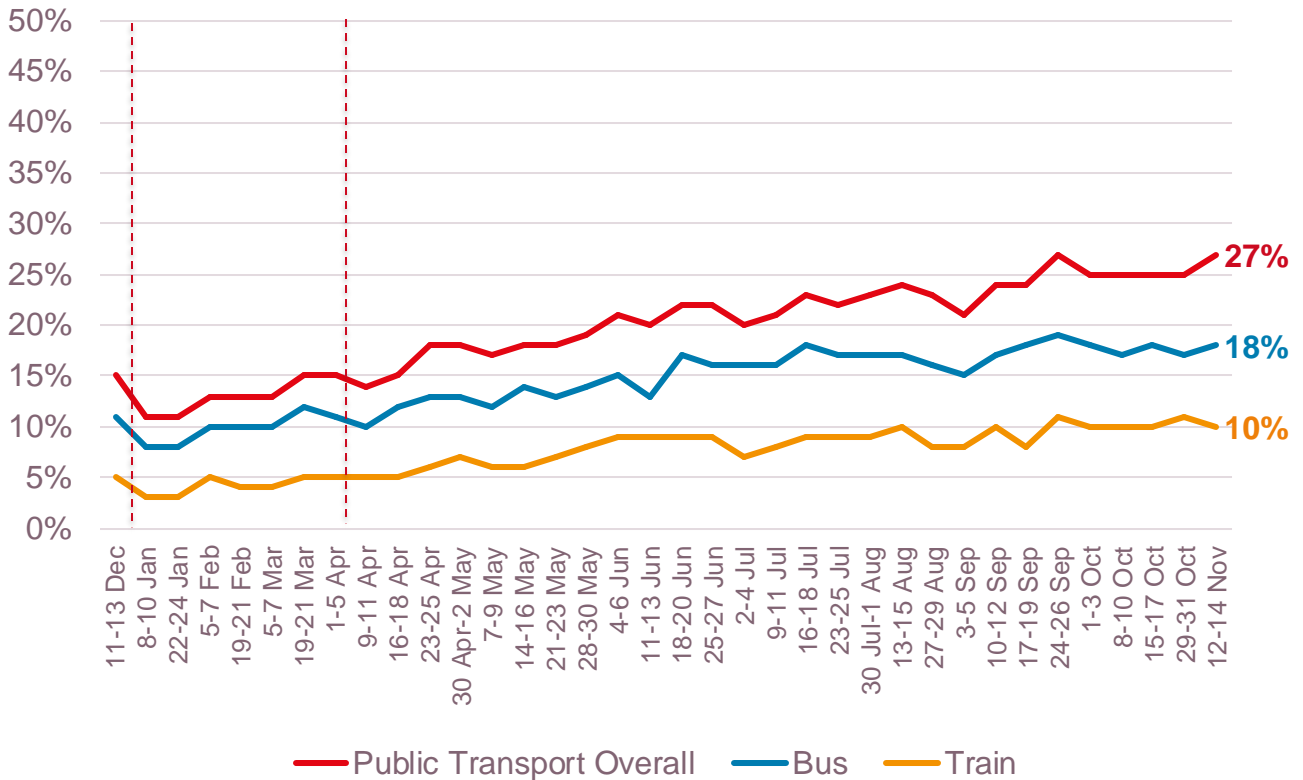
19 November 2021

Travel during Covid-19: omnibus wave 68

Just over a quarter have used public transport in the last seven days

Use of public transport in last seven days – Great Britain

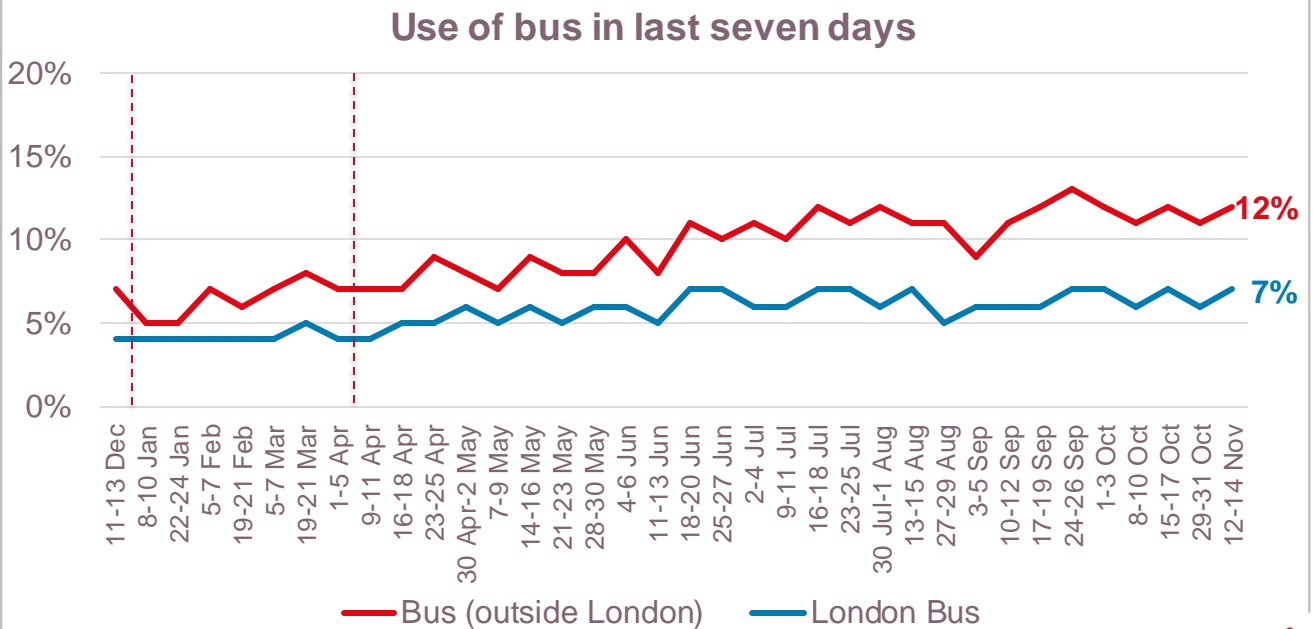
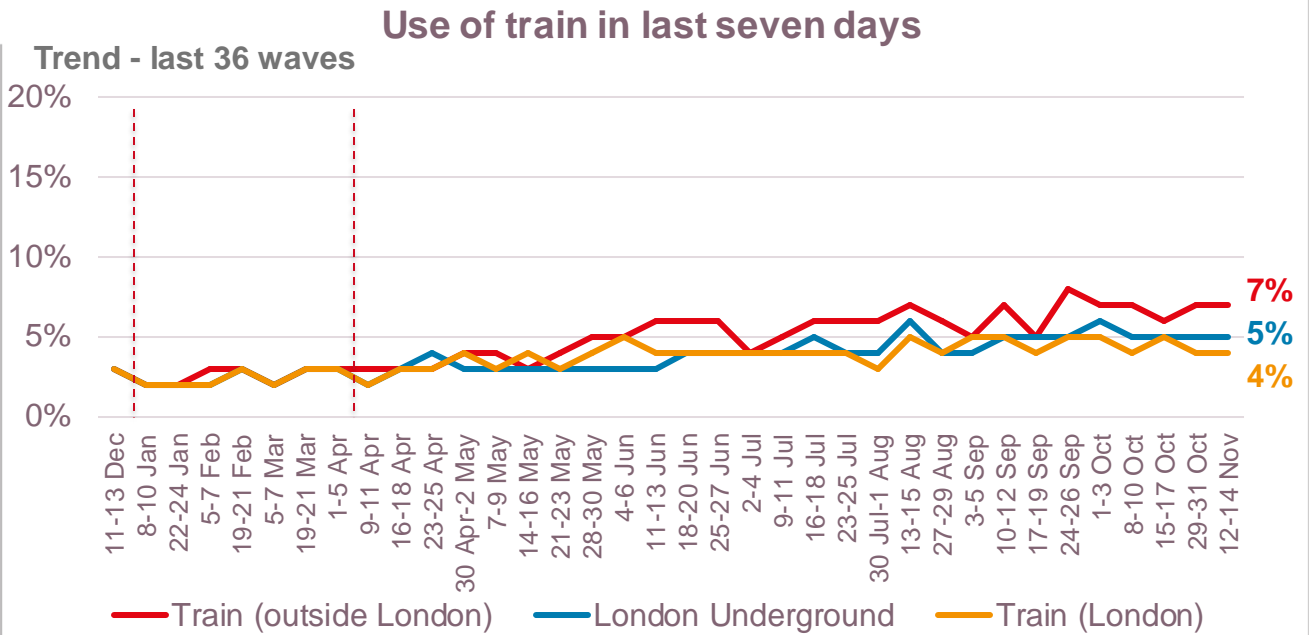
Trend - last 36 waves



----- Changed from 'last 7 days' to 'last two weeks' between week 34 (8-10 Jan) and week 40 (1-5 April)

Travel during Covid-19: omnibus wave 68

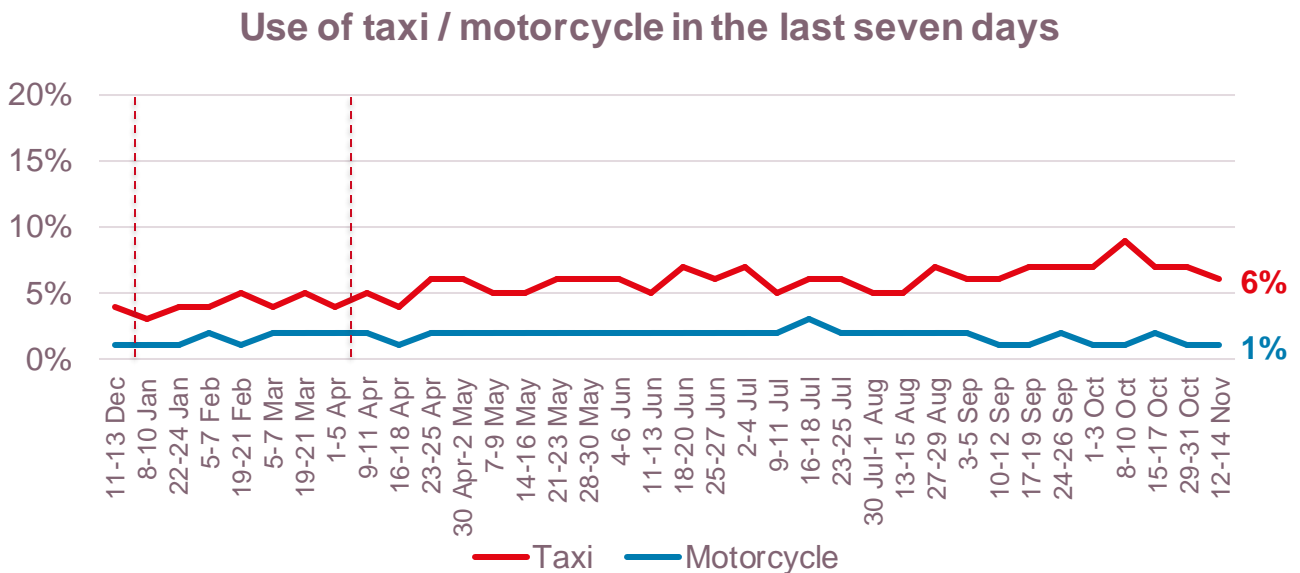
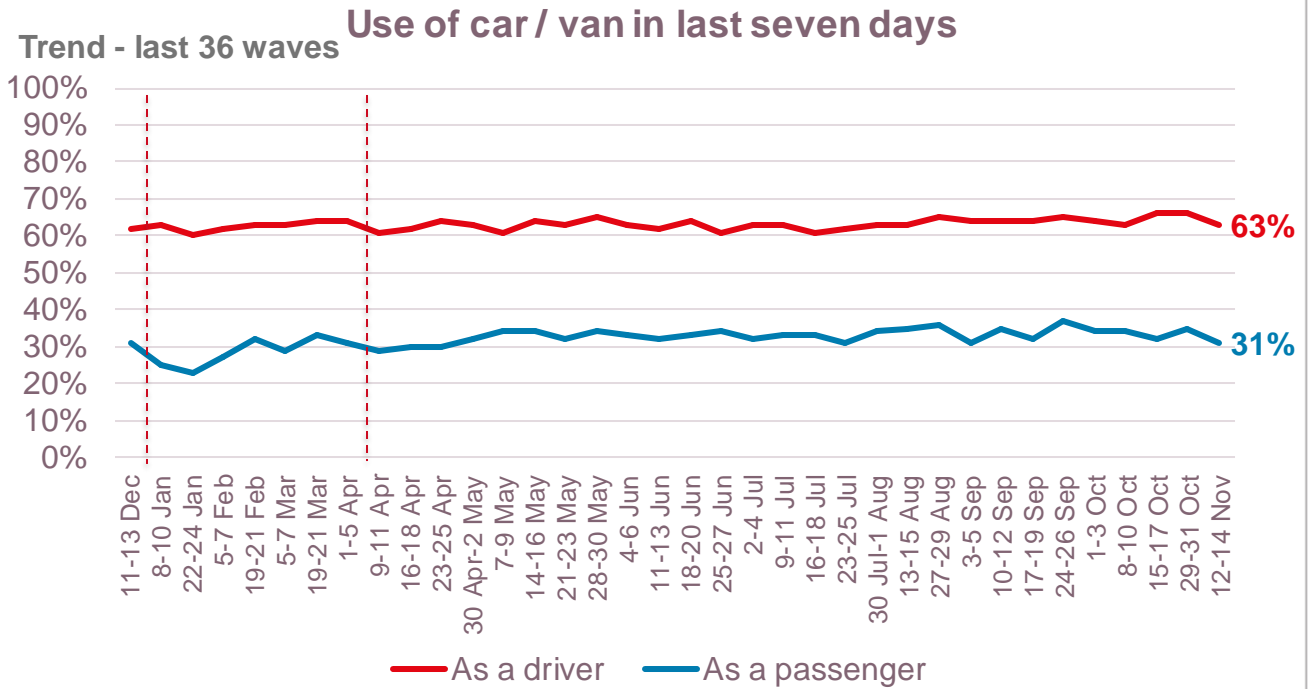
Use of trains and buses is relatively consistent



--- Changed from 'last 7 days' to 'last two weeks' between week 34 (8-10 Jan) and week 40 (1-5 April)

Travel during Covid-19: omnibus wave 68

Road use is relatively consistent



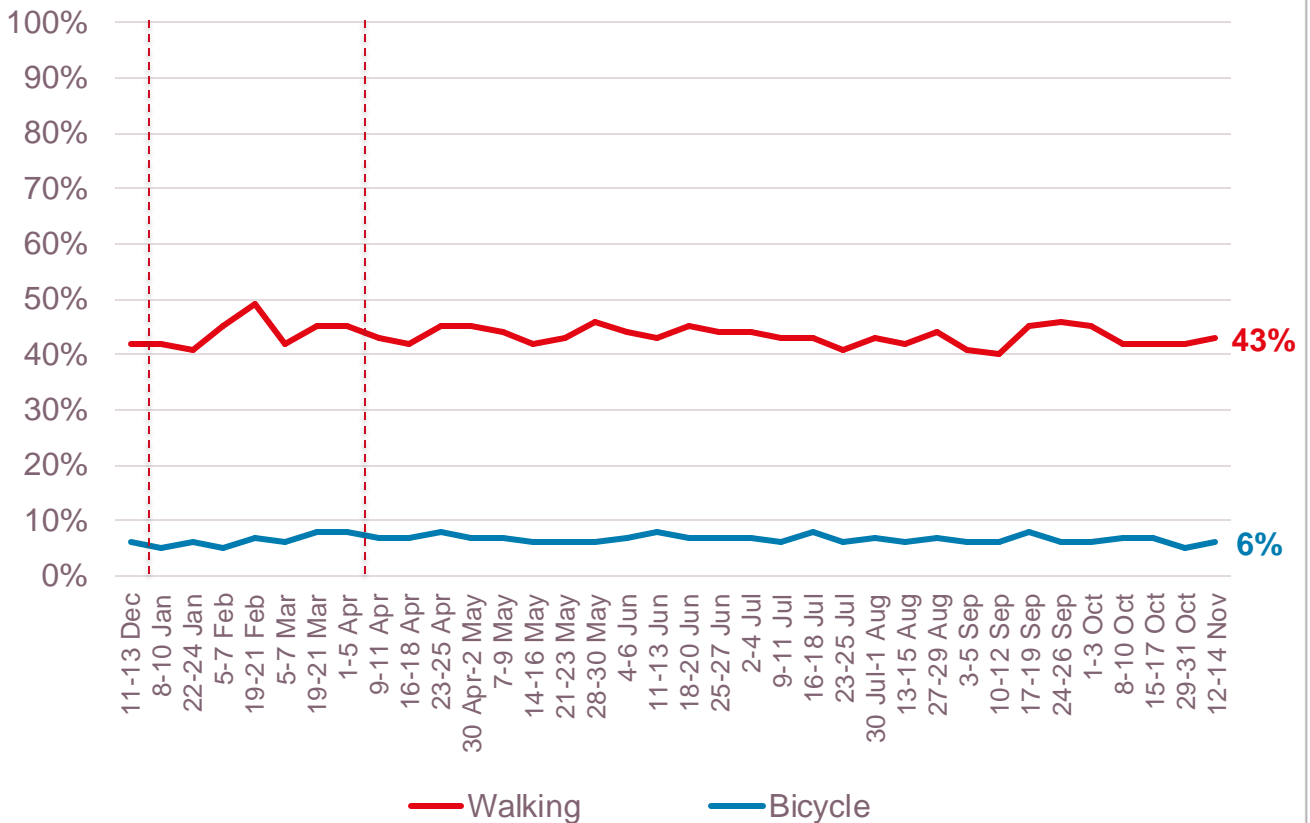
--- Changed from 'last 7 days' to 'last two weeks' between week 34 (8-10 Jan) and week 40 (1-5 April)

Travel during Covid-19: omnibus wave 68

More than two in five made journeys on foot, while fewer have cycled

Use of other modes of transport in the last seven days

Trend - last 36 waves

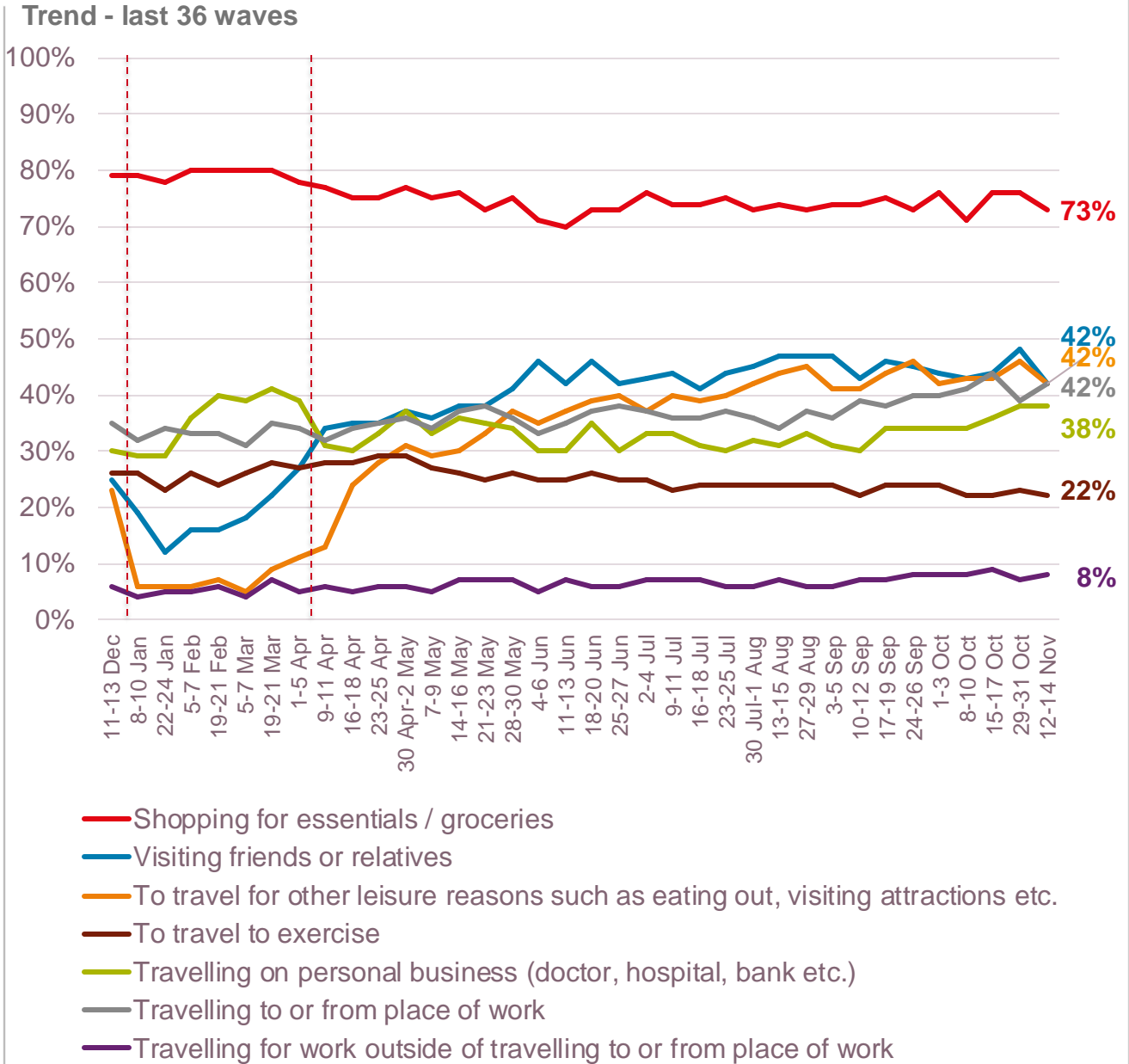


..... Changed from 'last 7 days' to 'last two weeks' between week 34 (8-10 Jan) and week 40 (1-5 April)

Travel during Covid-19: omnibus wave 68

Slightly more have made journeys to work, while essential shopping and leisure journeys have decreased

Reasons for making journeys in the last seven days

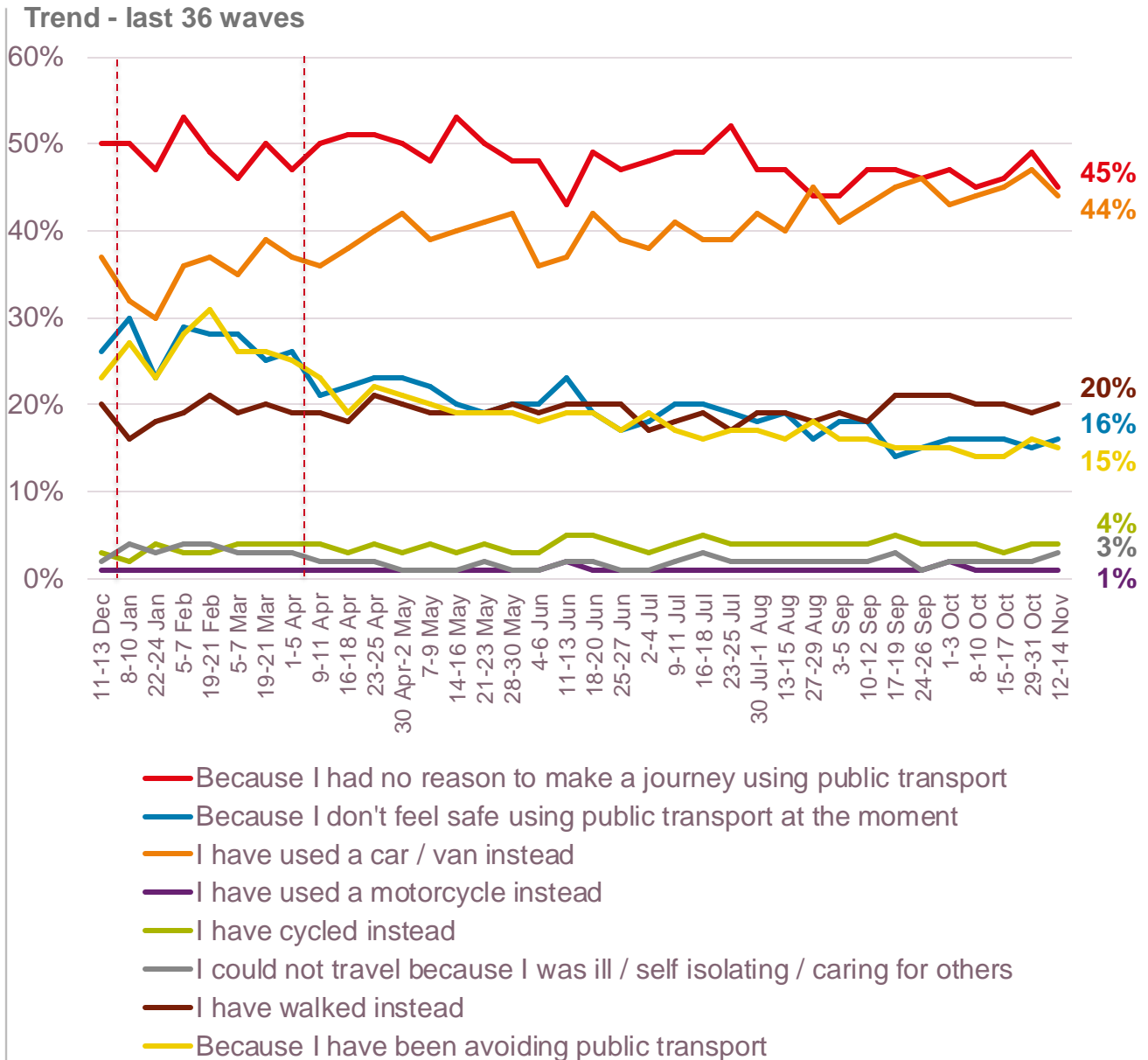


--- Changed from 'last 7 days' to 'last two weeks' between week 34 (8-10 Jan) and week 40 (1-5 April)

Travel during Covid-19: omnibus wave 68

Slightly decreased proportions of those who have not used public transport in the last week say that they had no reason to do so

Reasons public transport not used in the last seven days



Changed from 'last 7 days' to 'last two weeks' between week 34 (8-10 Jan) and week 40 (1-5 April)

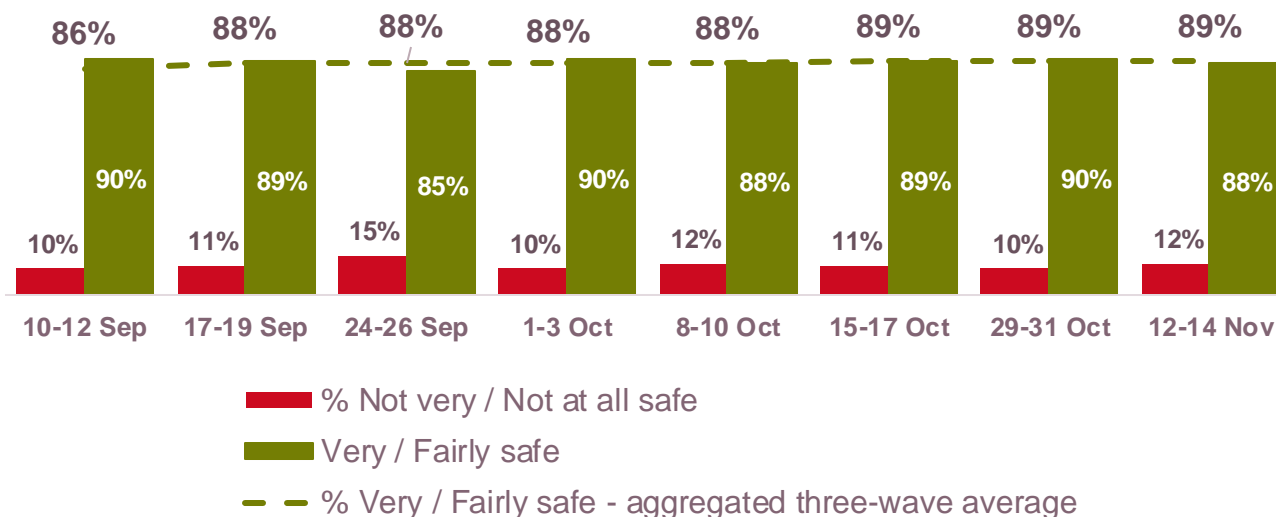
Almost nine in ten of those making train journeys in the last seven days say that they felt safe doing so

Specifically in relation to coronavirus, how safe do you feel at the moment when using trains?

Base: All making journeys by train, W68 – 209



Trend - last eight waves



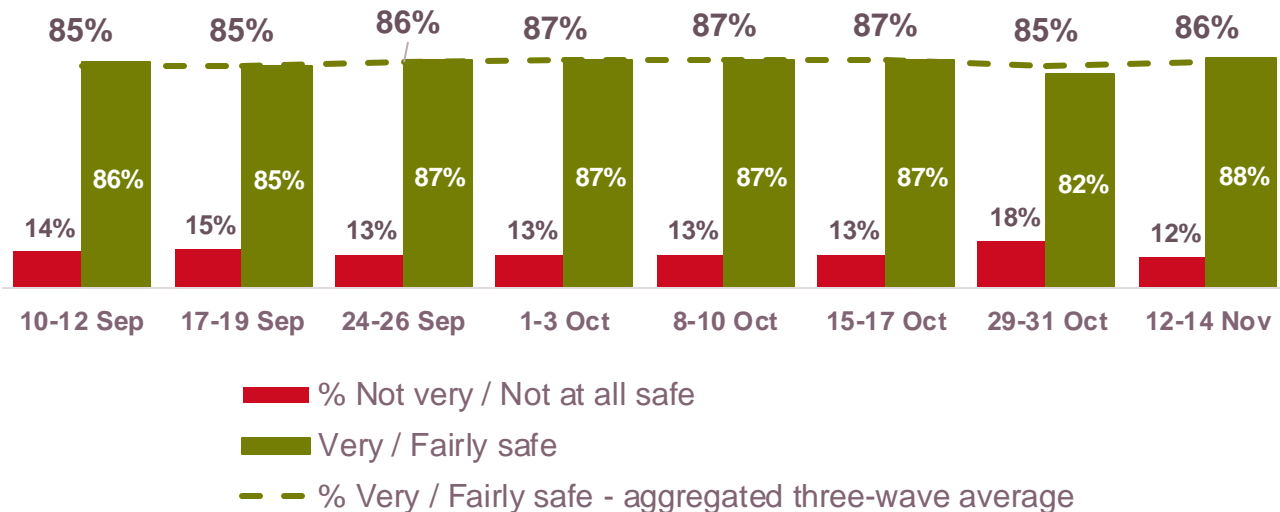
Less than nine in ten of those making journeys by bus outside London in the last seven days say that they felt safe doing so

Specifically in relation to coronavirus, how safe do you feel at the moment when using buses?

Base: All making journeys by bus outside London, W68 – 238



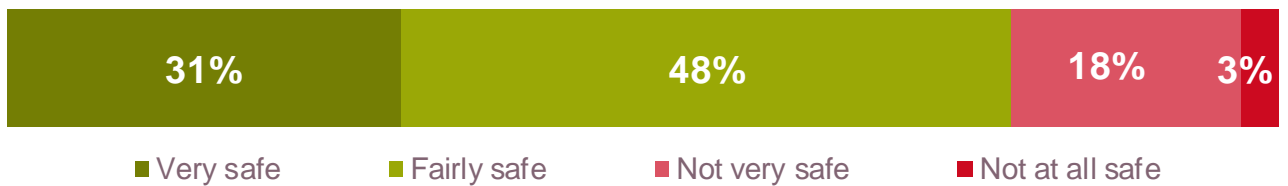
Trend - last eight waves



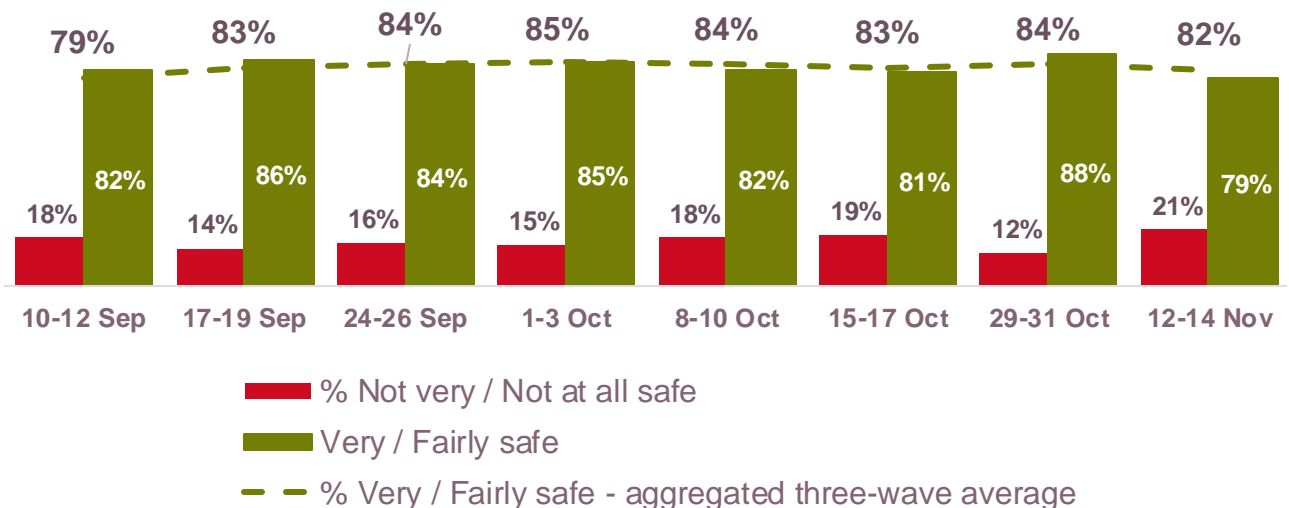
More than four in five of those making journeys by bus in London in the last seven days say that they felt safe doing so

Specifically in relation to coronavirus, how safe do you feel at the moment when using buses

Base: All making journeys by London Bus, W68 – 150



Trend - last eight waves



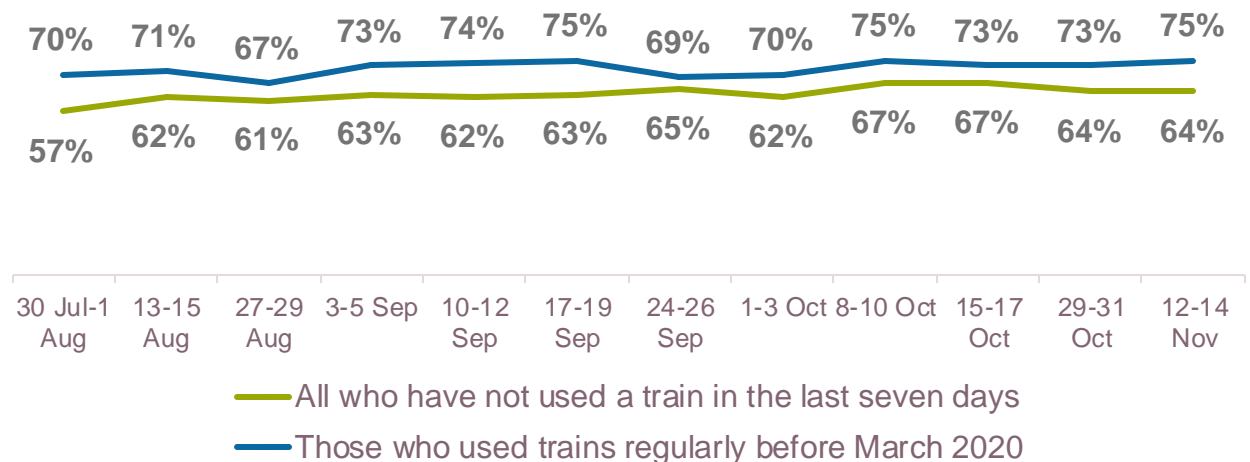
Around two in three of those who have not used a train in the last seven days say that they would feel safe doing so

Specifically in relation to coronavirus, if you had to make a journey at the moment, how safe would you feel making a journey by train?

Base: All *excluding* those making journeys by train (1,784)



Trend - last twelve waves



Base: All who used trains regularly before March 2020, but have not done so in the last seven days (388)

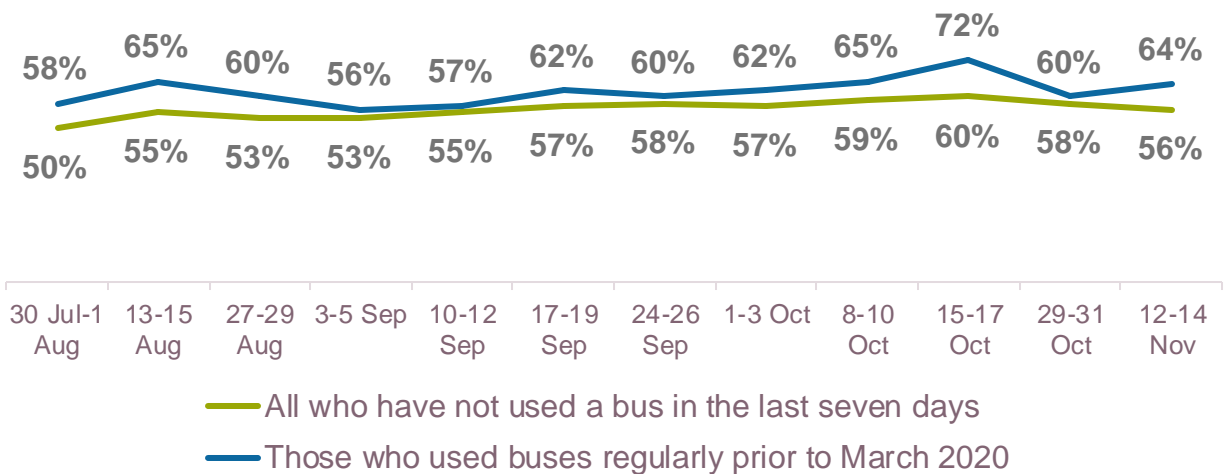
Less than three in five of those who have not used a bus in the last seven days say they would feel safe doing so

Specifically in relation to coronavirus, if you had to make a journey at the moment, how safe would you feel making a journey by bus?

Base: All *excluding* those making journeys by bus (1,618)



Trend - last twelve waves



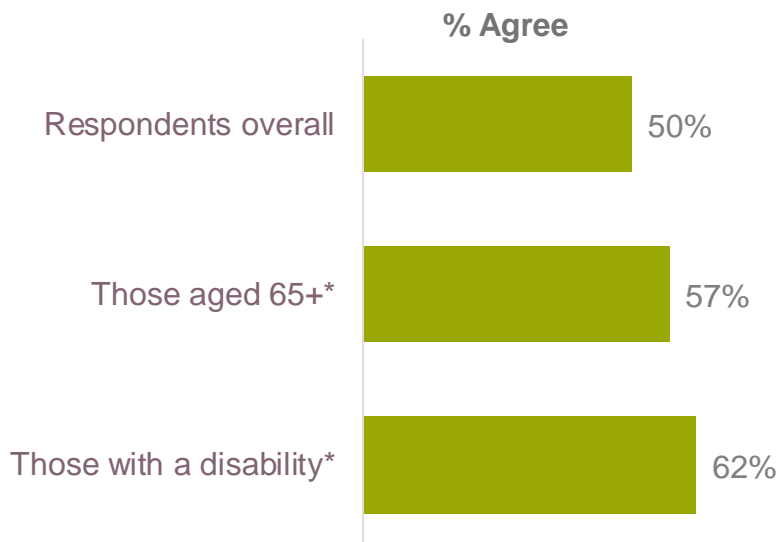
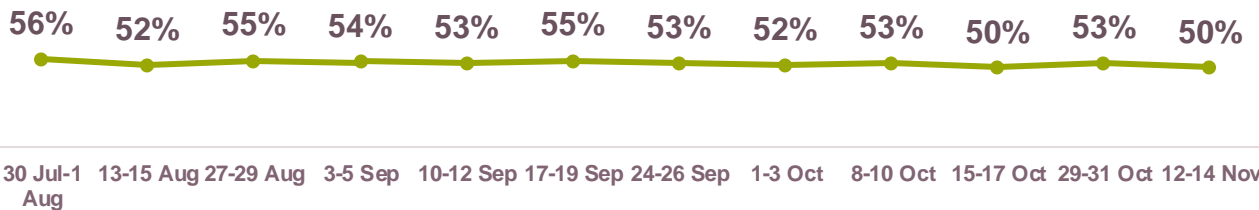
Base: All who used buses regularly before March 2020, but have not done so in the last seven days (406)

For half Coronavirus is a major concern. Those who have a disability are more likely than others to agree

Coronavirus is a major concern for me

Base: W68 1,955

% Agree



Base excludes don't know/not applicable answers

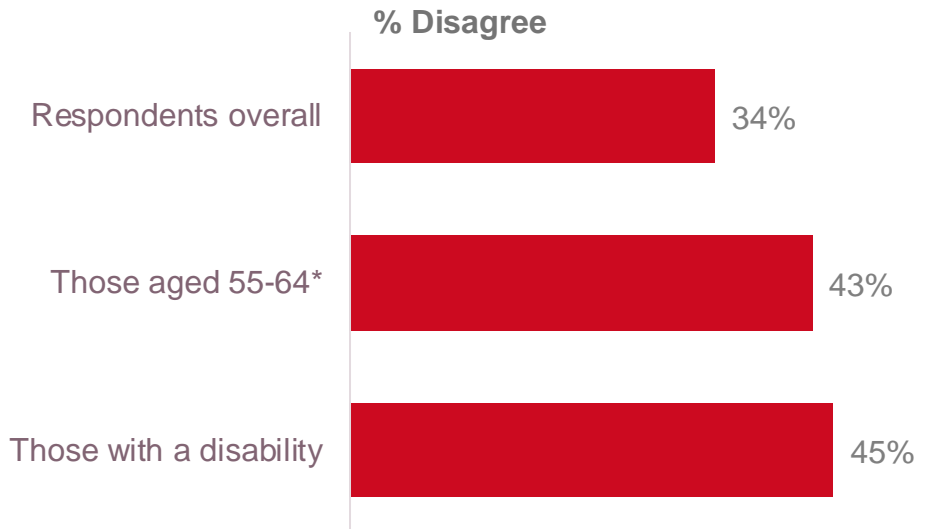
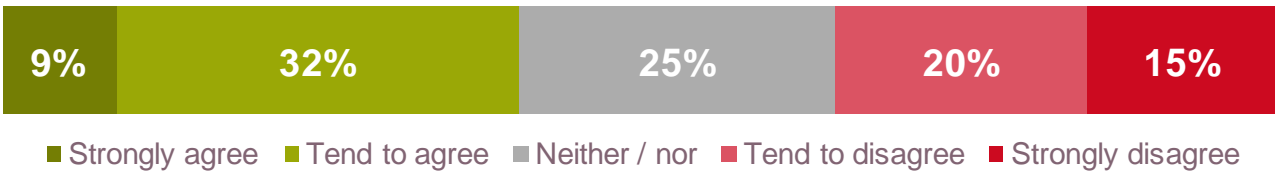
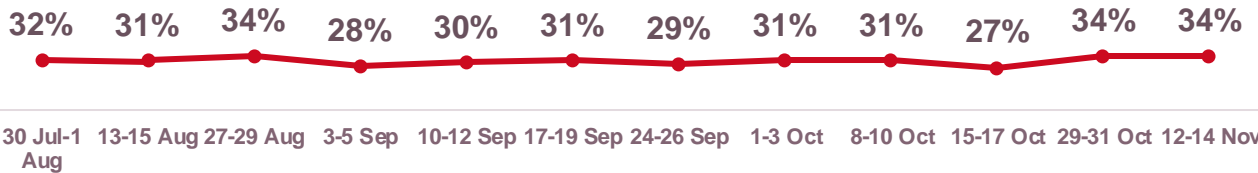
* Denotes statistically significant difference from respondents overall

Around a third do not feel that enough is being done to ensure coronavirus safety on public transport

Enough is being done to ensure coronavirus safety on public transport

Base: W68 1,691

% Disagree



Base excludes don't know/not applicable answers

* Denotes statistically significant difference from respondents overall

Three in ten say that they will never again feel completely comfortable on public transport

I will never again feel completely comfortable on public transport

Base: W67 1,832

% Agree



30 Jul-1 Aug 13-15 Aug 27-29 Aug 3-5 Sep 10-12 Sep 17-19 Sep 24-26 Sep 1-3 Oct 8-10 Oct 15-17 Oct 29-31 Oct 12-14 Nov



■ Strongly agree ■ Tend to agree ■ Neither / nor ■ Tend to disagree ■ Strongly disagree

% Agree



Base excludes don't know/not applicable answers

* Denotes statistically significant difference from respondents overall

More than half have been avoiding unnecessary activities due to the coronavirus

I have been avoiding unnecessary activities due to the coronavirus

Base: W68 1,940

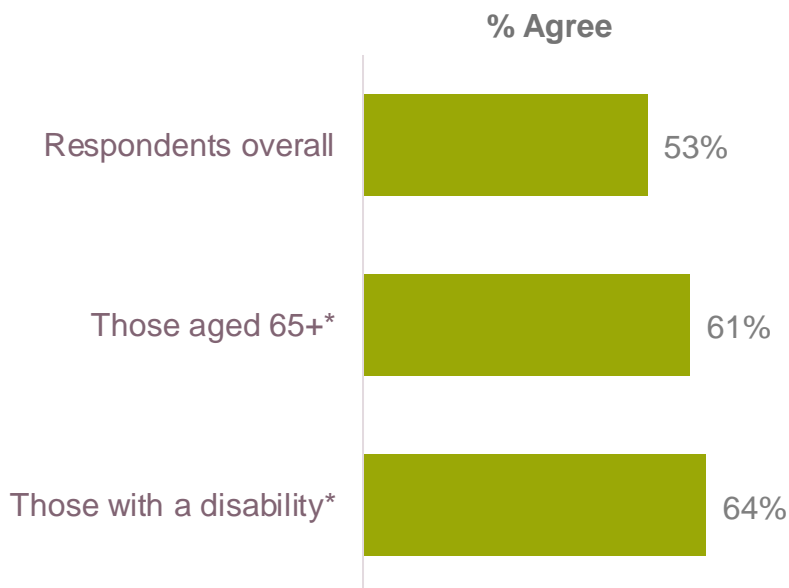
% Agree



30 Jul-1 Aug 13-15 Aug 27-29 Aug 3-5 Sep 10-12 Sep 17-19 Sep 24-26 Sep 1-3 Oct 8-10 Oct 15-17 Oct 29-31 Oct 12-14 Nov



■ Strongly agree ■ Tend to agree ■ Neither / nor ■ Tend to disagree ■ Strongly disagree



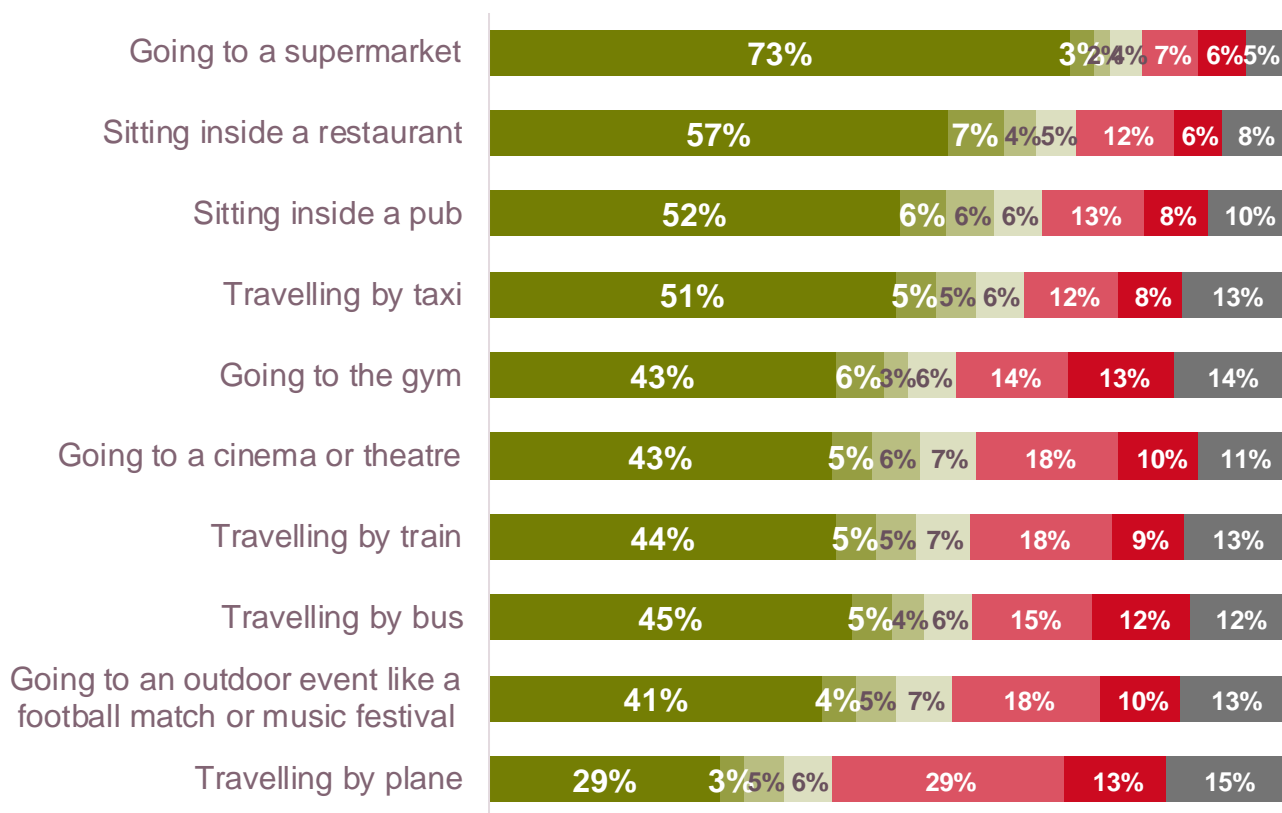
Base excludes don't know/not applicable answers

* Denotes statistically significant difference from respondents overall

More than two in five currently feel as comfortable using buses and trains now as they did before the pandemic

When do you think you will feel as comfortable doing each of the following activities as you felt before the Covid-19 pandemic?

Base: W68 ranges from 920 (gym) to 1,985 (supermarket) as excludes not applicable

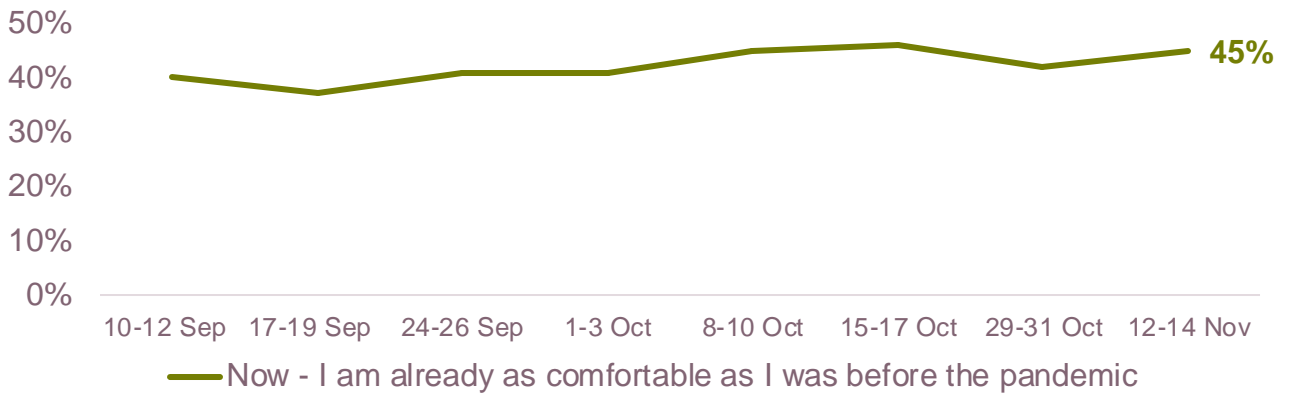


- Now - I am already as comfortable as I was before the pandemic
- In the next month
- In the next 2-3 months
- In the next 3-6 months
- More than 6 months
- Never
- I don't know

More than two in five say that they currently feel as comfortable using a bus or a train as they did before the pandemic

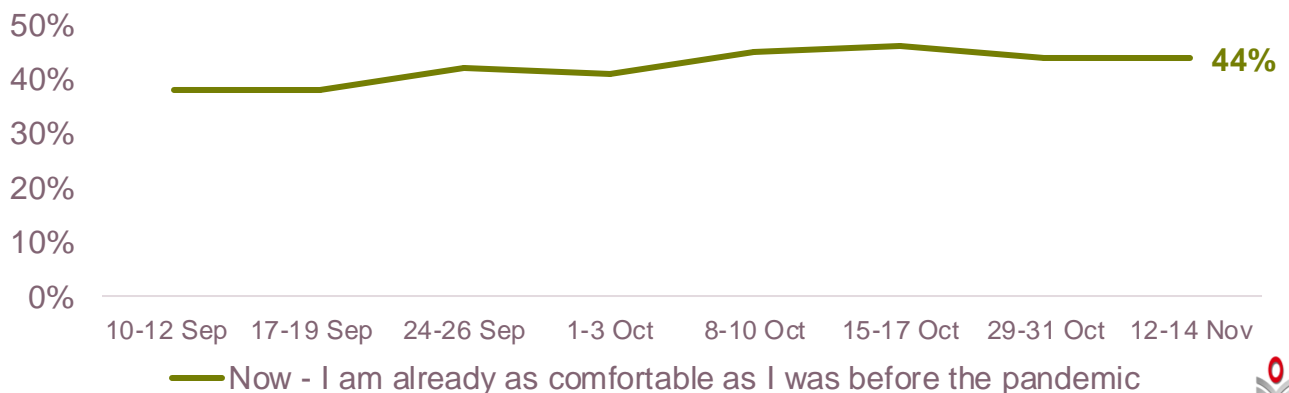
When do you think you will feel as comfortable doing each of the following activities as you felt before the Covid-19 pandemic? Travelling by bus

Base: W68 Overall – 1,798



When do you think you will feel as comfortable doing each of the following activities as you felt before the Covid-19 pandemic? Travelling by train

Base: W68 Overall – 1,816



Those who used buses or trains regularly prior to March 2020 are more likely than others to feel as comfortable using trains or buses now as they did before the pandemic

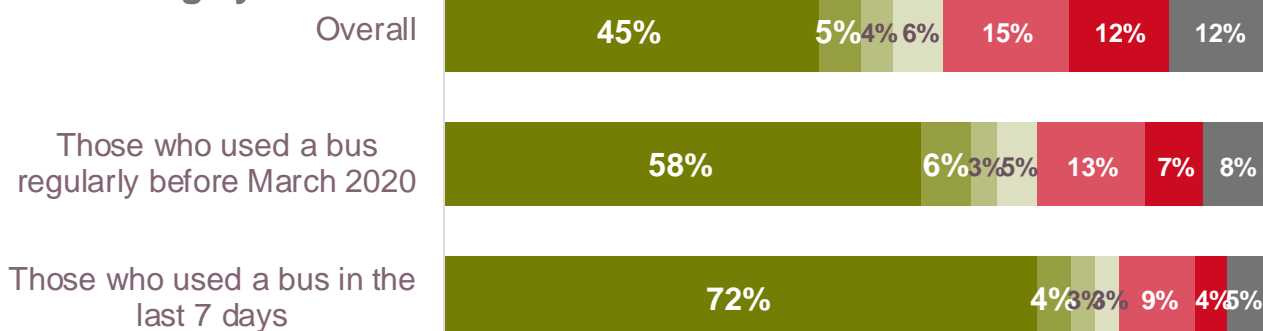
When do you think you will feel as comfortable doing each of the following activities as you felt before the Covid-19 pandemic?

Base: W68 Overall – 1,798 / 1,816

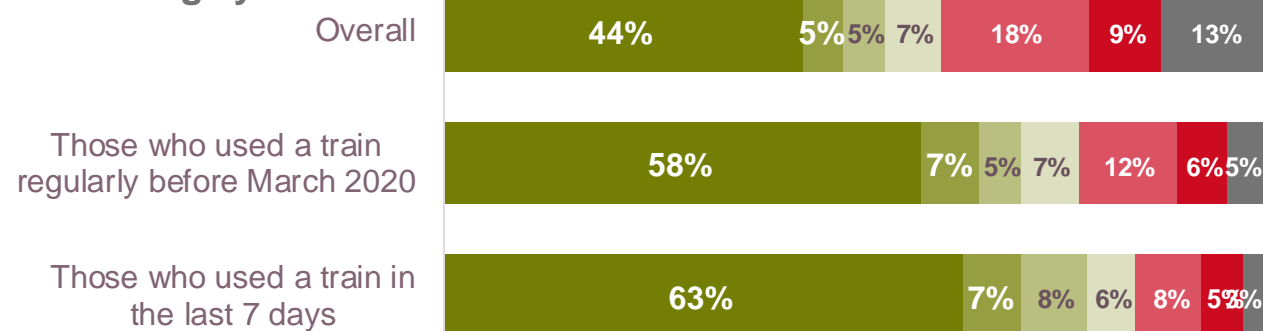
Previous bus / train users (746/551)

Those who have used a bus / train in the last 7 days (375 / 208)

Travelling by bus



Travelling by train



- Now - I am already as comfortable as I was before the pandemic
- In the next month
- In the next 2-3 months
- In the next 3-6 months
- More than 6 months
- Never
- I don't know

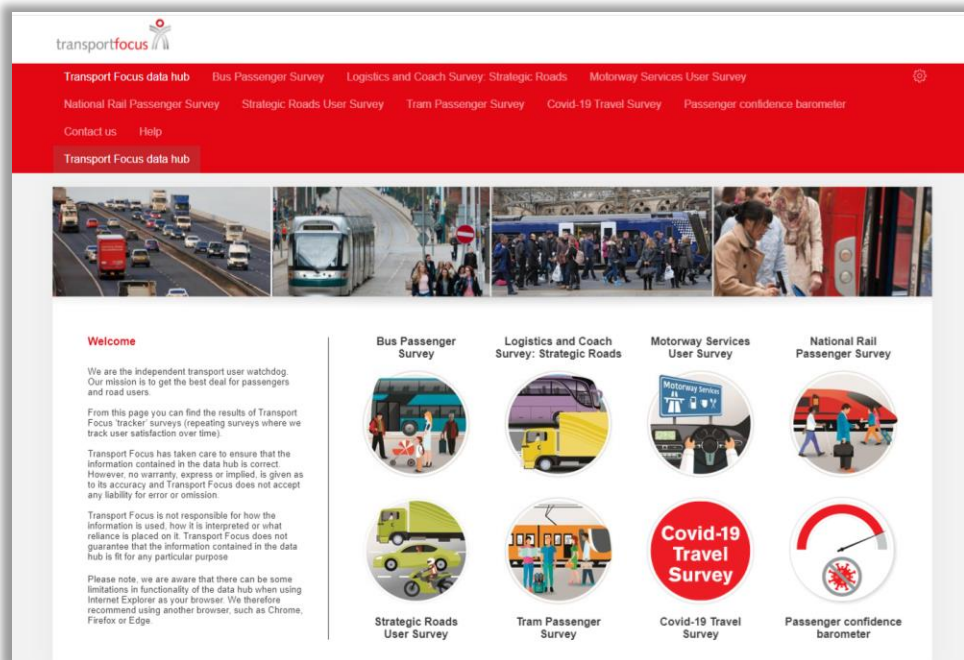
Transport Focus Data Hub

All the results from this wave and previous waves of this research are available for your own analysis on the Transport Focus Data Hub.

The data is available for anyone to view at:

www.transportfocus.org.uk/data-hub

You can access the survey by clicking on 'Covid-19 Travel Survey'



Please note:

Data from new waves of the survey is uploaded and made available on each Friday morning. The survey may be unavailable on the hub on Thursday afternoon while the upload of new data takes place.

Survey method and sample breakdown – week 68

- c.2000 online interviews per wave. Using Yonder Consulting omnibus.
- Nationally representative of Great British population – not all respondents are passengers on public transport.
- Those who have provided a response are excluded from the subsequent wave of research.
- Fieldwork repeated every weekend. Wave 68 fieldwork: 12-14 November
- The analysis of attitudinal questions excludes responses from those who don't have an opinion or who say that the question is not applicable to them.

Sample size by age groups and gender

	TOTAL	18-24	25-34	35-44	45-54	55-64	65+	Male	Female
Wave 68	2,010	211	346	344	338	307	464	1,002	1,008

Sample size by region

	Scotland	North East	North West	Yorks & Humber	West Midlands	East Midlands	Wales	Eastern	London	South East	South West
Wave 68	169	77	217	164	184	159	94	190	300	282	174