



# Travel during Covid-19

Tracking research - wave 62

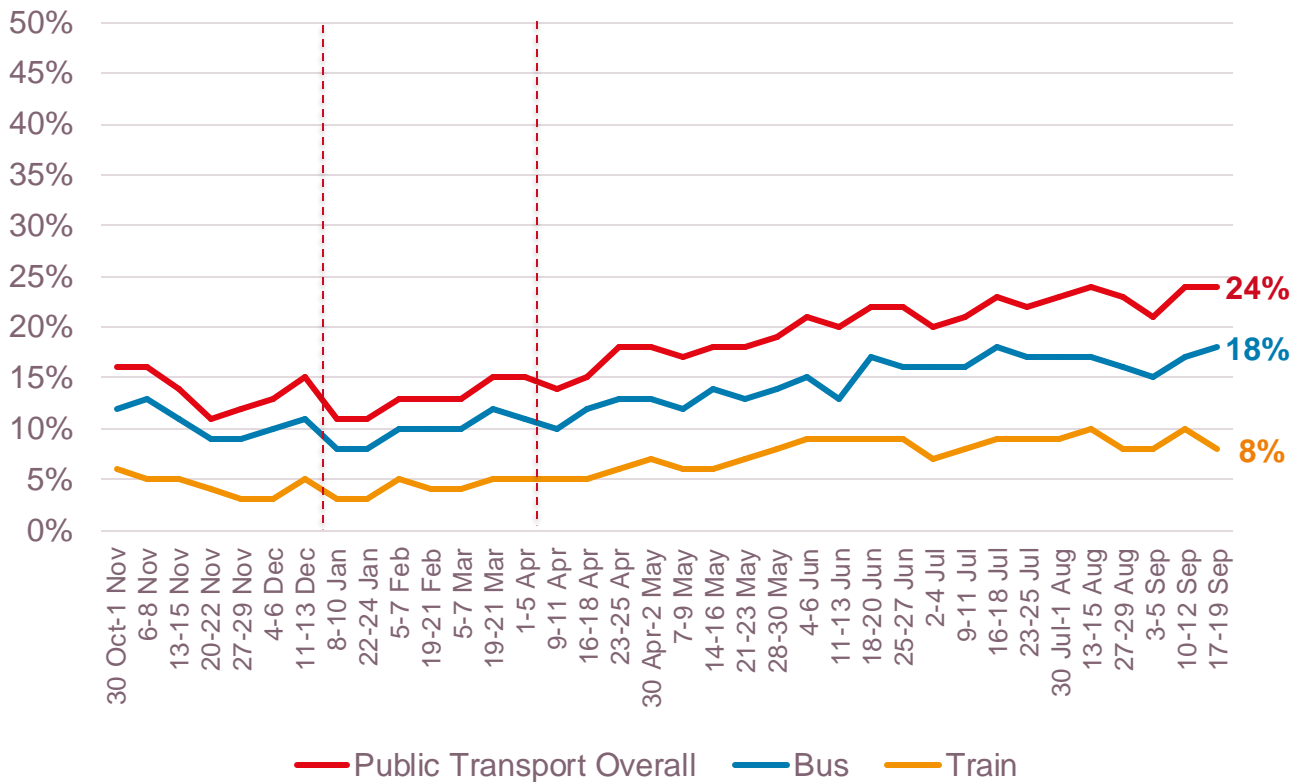
24 September 2021

# Travel during Covid-19: omnibus wave 62

Use of public transport in the last seven days is consistent with usage in the week prior to that

## Use of public transport in last seven days – Great Britain

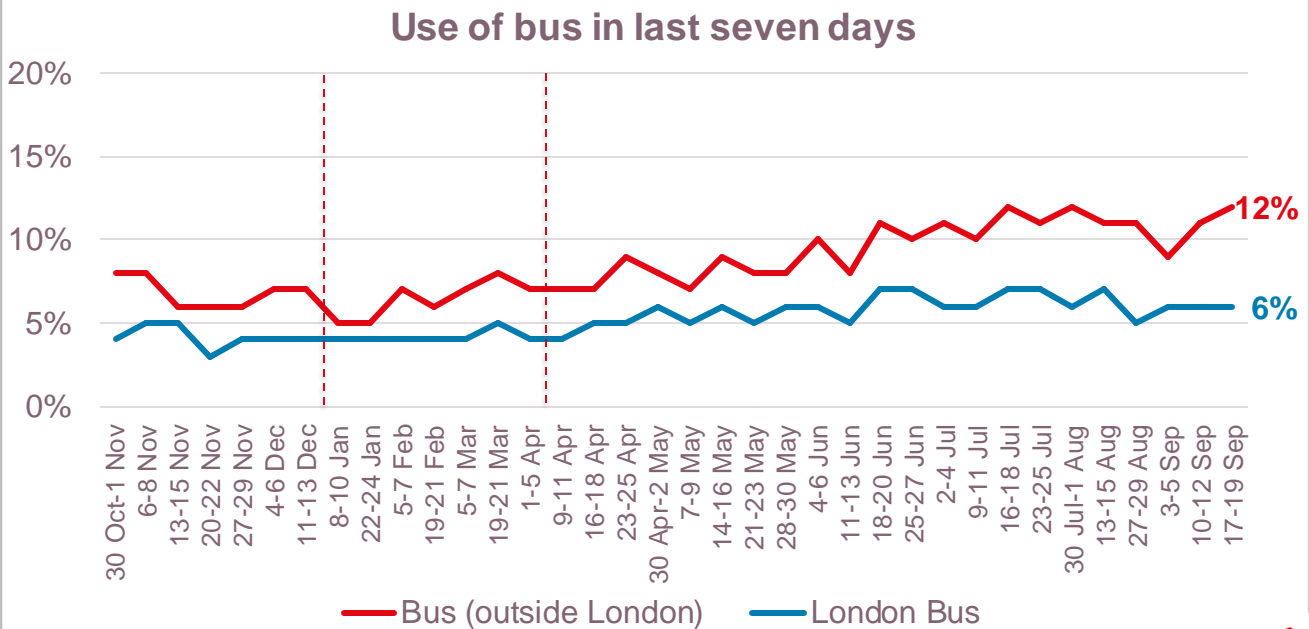
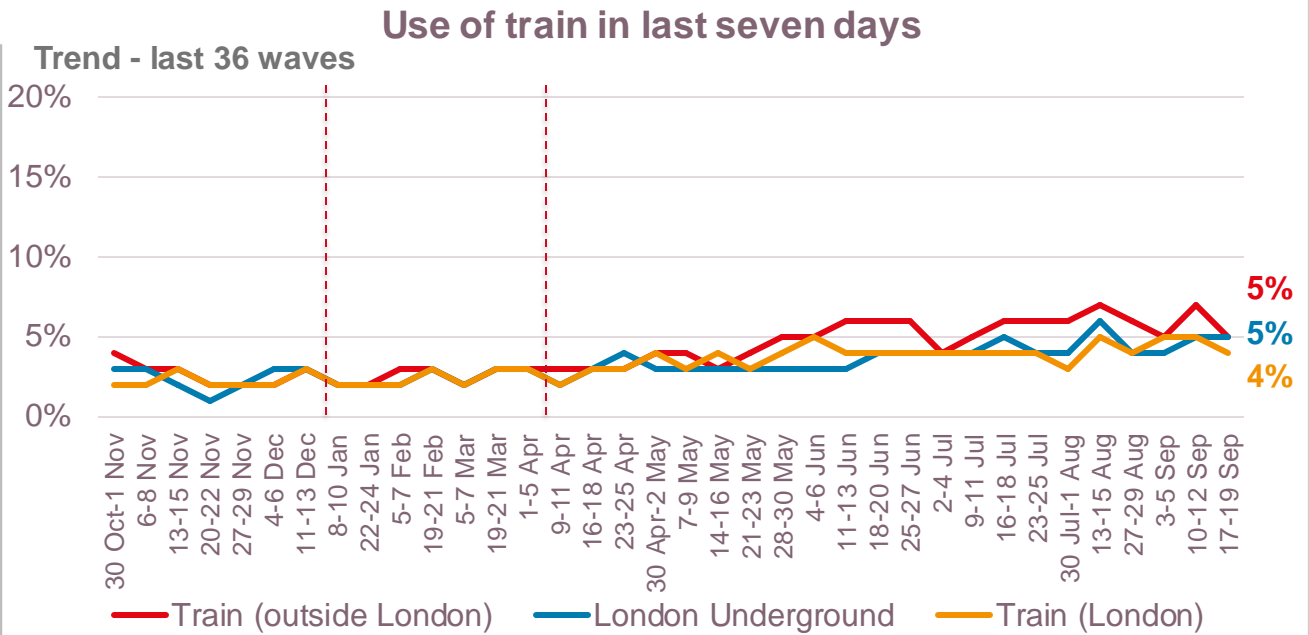
Trend - last 36 waves



----- Changed from 'last 7 days' to 'last two weeks' between week 34 (8-10 Jan) and week 40 (1-5 April)

# Travel during Covid-19: omnibus wave 62

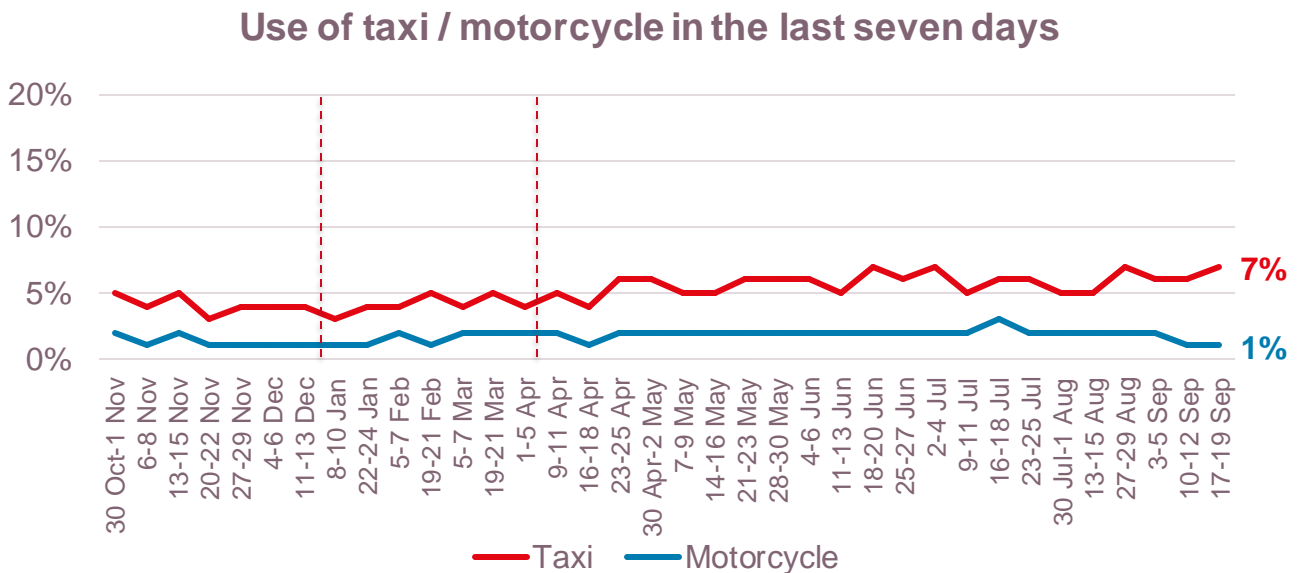
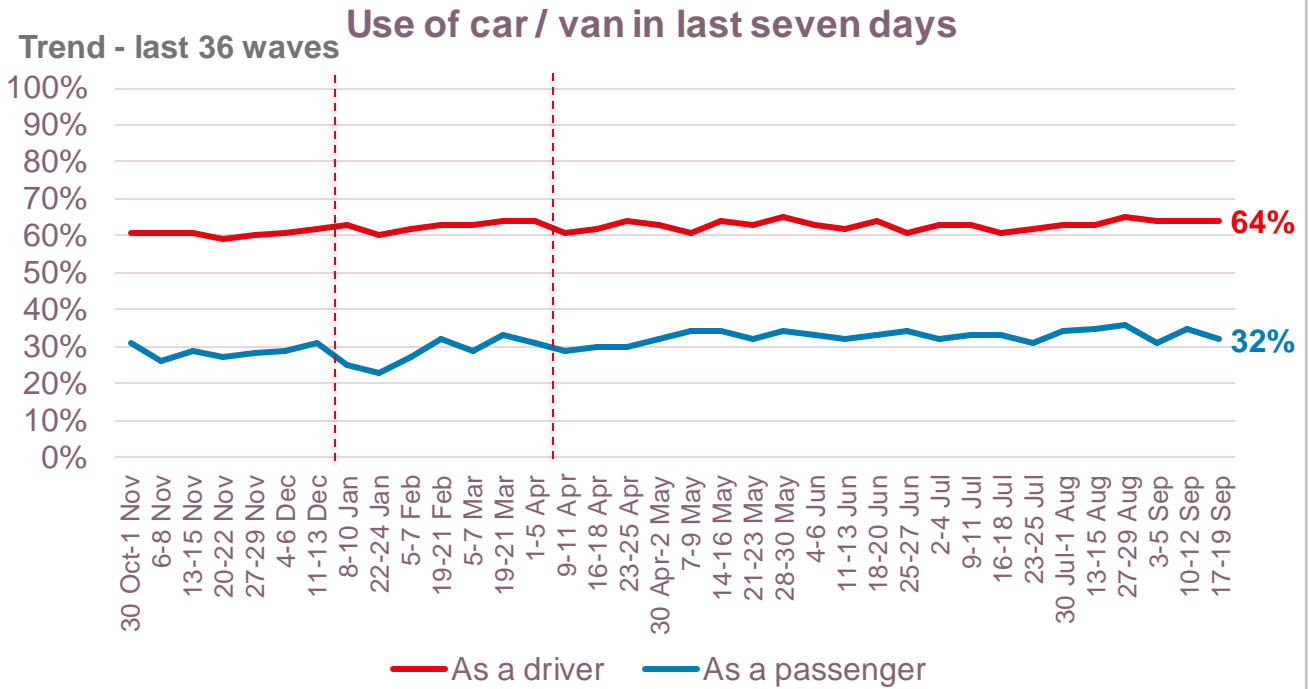
## Use buses outside London has increased in particular



--- Changed from 'last 7 days' to 'last two weeks' between week 34 (8-10 Jan) and week 40 (1-5 April)

# Travel during Covid-19: omnibus wave 62

## Road use is relatively consistent



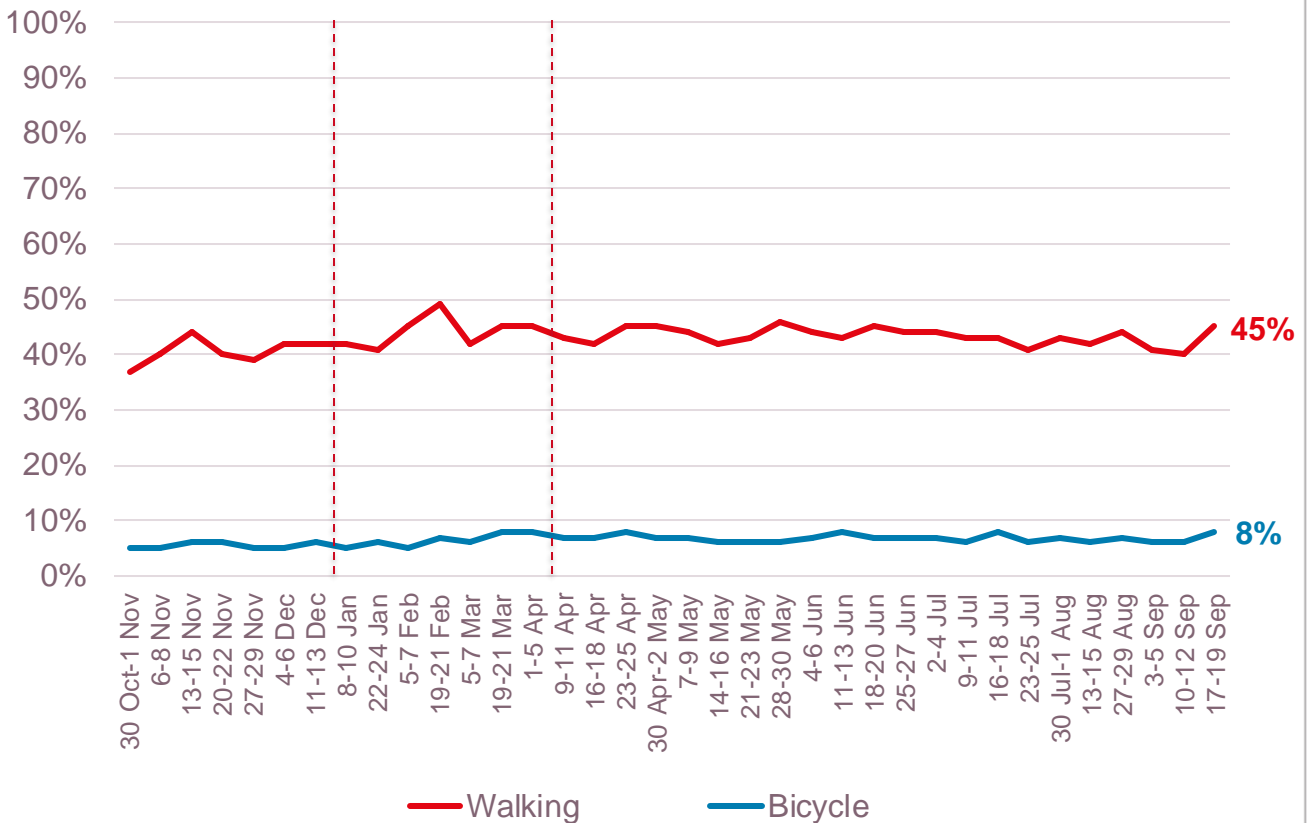
--- Changed from 'last 7 days' to 'last two weeks' between week 34 (8-10 Jan) and week 40 (1-5 April)

# Travel during Covid-19: omnibus wave 62

## Active travel has increased. More than two in five made journeys on foot, while fewer cycled.

### Use of other modes of transport in the last seven days

Trend - last 36 waves

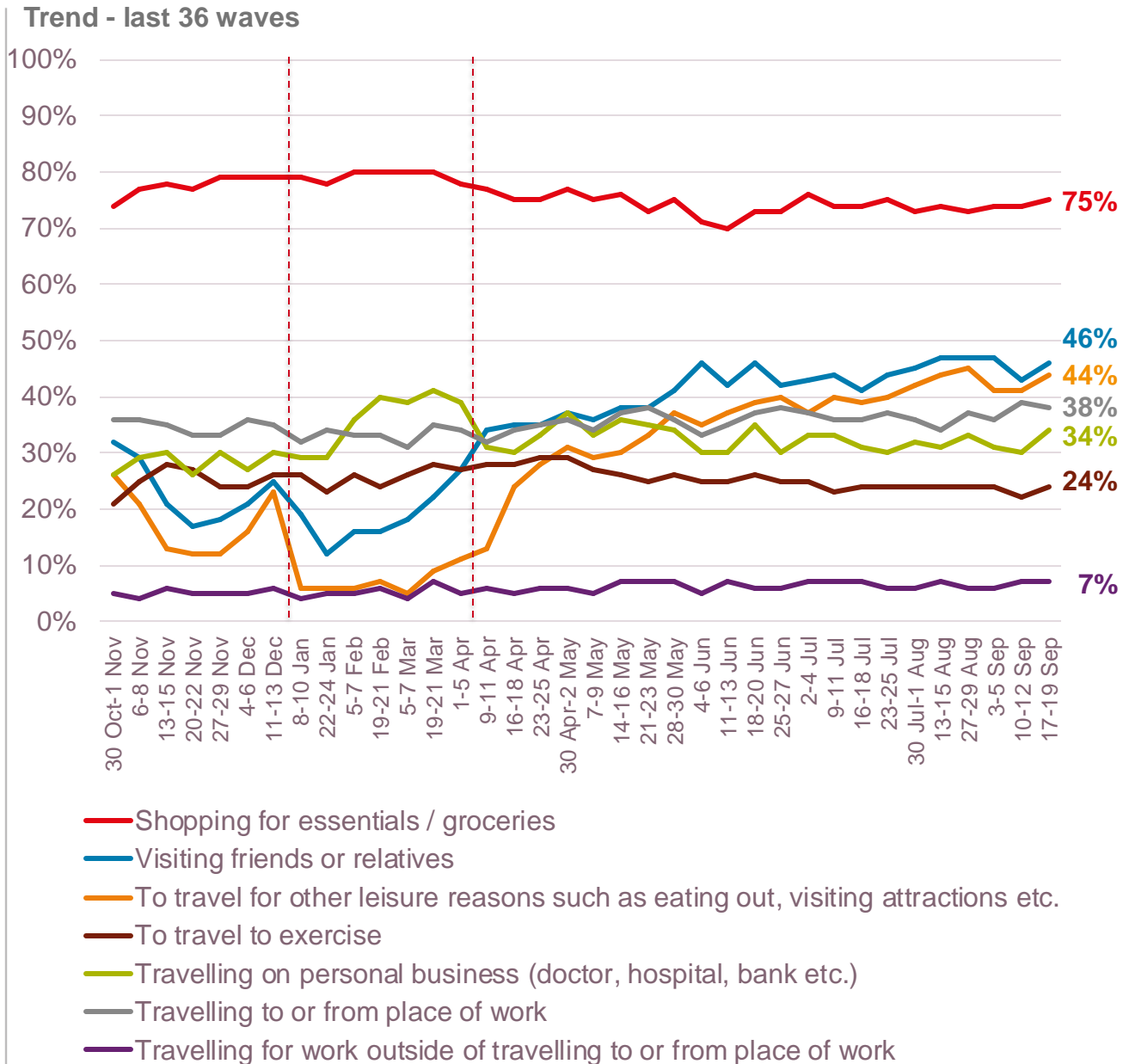


----- Changed from 'last 7 days' to 'last two weeks' between week 34 (8-10 Jan) and week 40 (1-5 April)

# Travel during Covid-19: omnibus wave 62

In the last seven days increasing proportions have been making journeys to visit friends or relatives, or for other leisure reasons

Reasons for making journeys in the last seven days

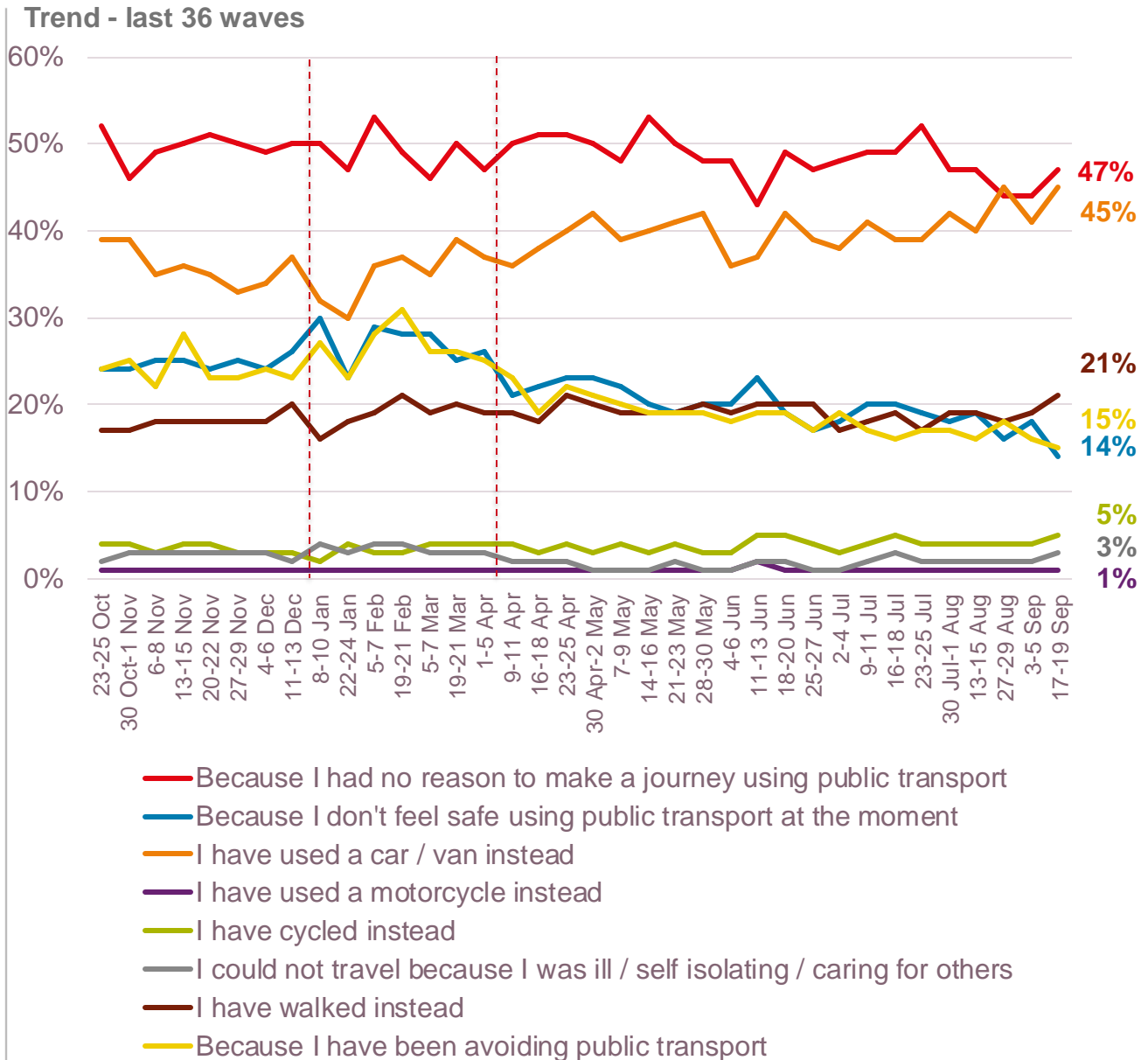


--- Changed from 'last 7 days' to 'last two weeks' between week 34 (8-10 Jan) and week 40 (1-5 April)

# Travel during Covid-19: omnibus wave 61

Decreasing proportions of those who have not used public transport say that they have been avoiding doing so or that they are scared to do so.

## Reasons public transport not used in the last seven days



Changed from 'last 7 days' to 'last two weeks' between week 34 (8-10 Jan) and week 40 (1-5 April)

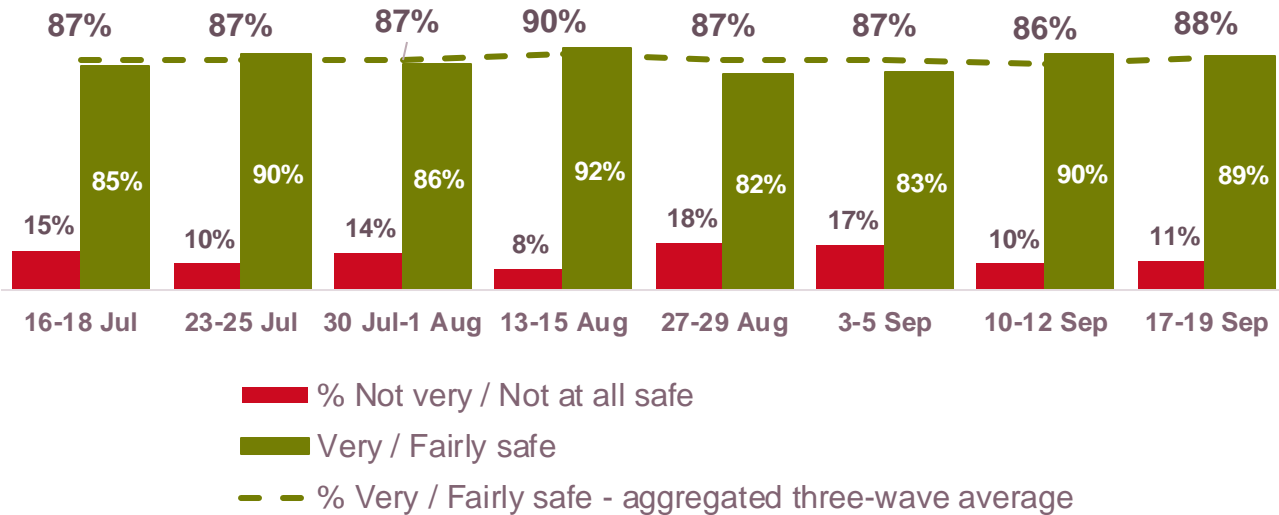
# Nine in ten of those making train journeys in the last seven days say that they felt safe doing so

Specifically in relation to coronavirus, how safe do you feel at the moment when using trains?

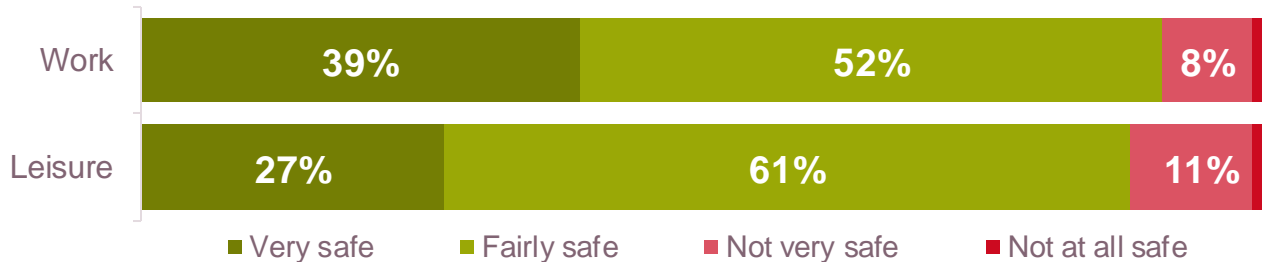
Base: All making journeys by train, W62 – 179



## Trend - last eight waves



## Perception of safety by journey purpose – W61+W62 combined\*



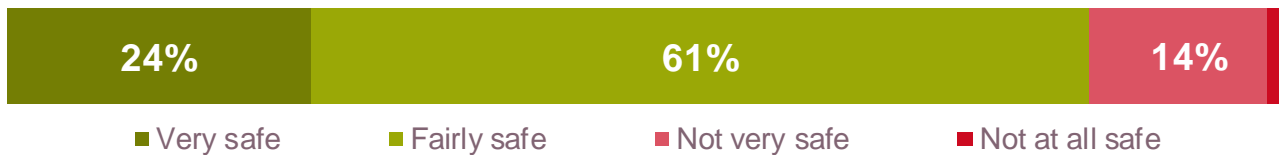
\*Base: Those who used trains between 3–19 September to make journeys for work (110), for leisure (205)



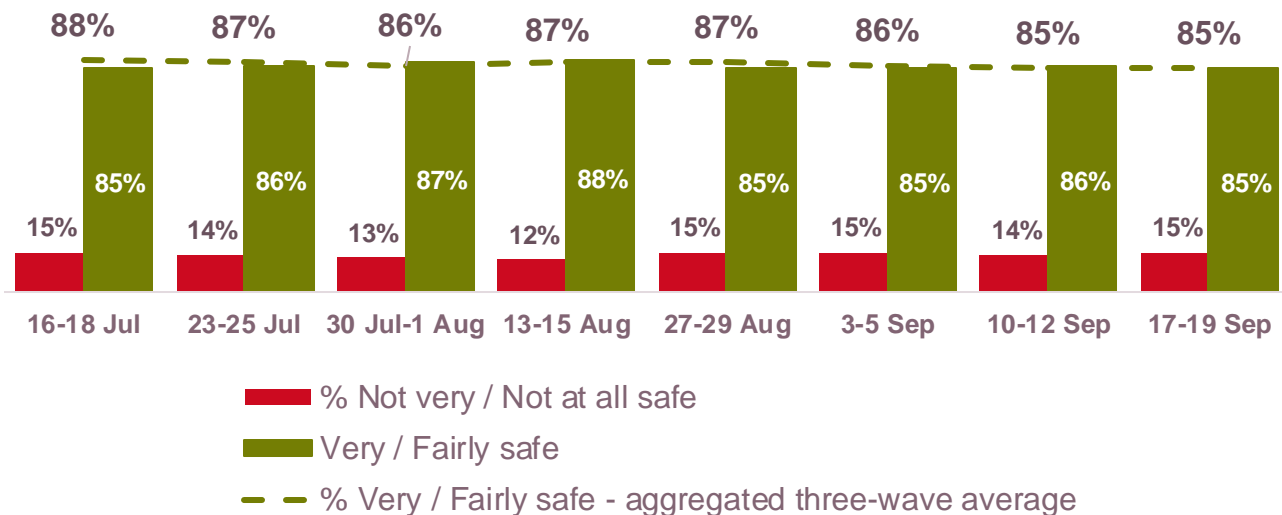
# More than four in five of those making journeys by bus outside London in the last seven days say that they felt safe doing so

Specifically in relation to coronavirus, how safe do you feel at the moment when using buses?

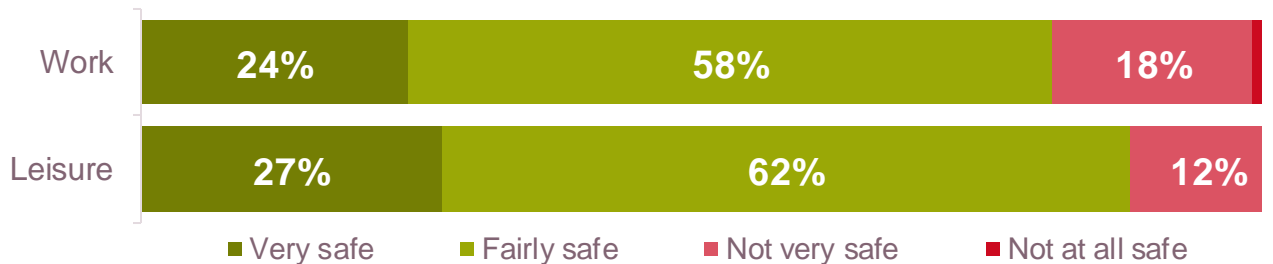
Base: All making journeys by bus outside London, W62 – 245



## Trend - last eight waves



## Perception of safety by journey purpose – W61+W62 combined\*

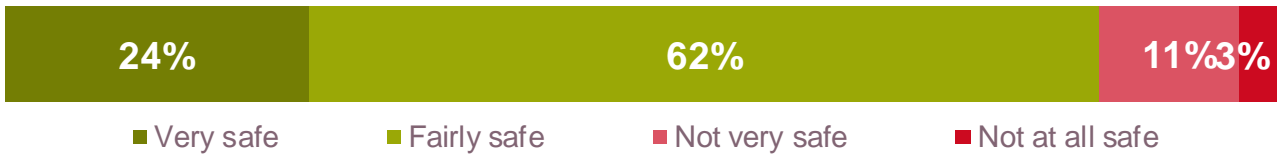


\*Base: Those who used buses outside London between 3-19 September to make journeys for work (133), for leisure (251)

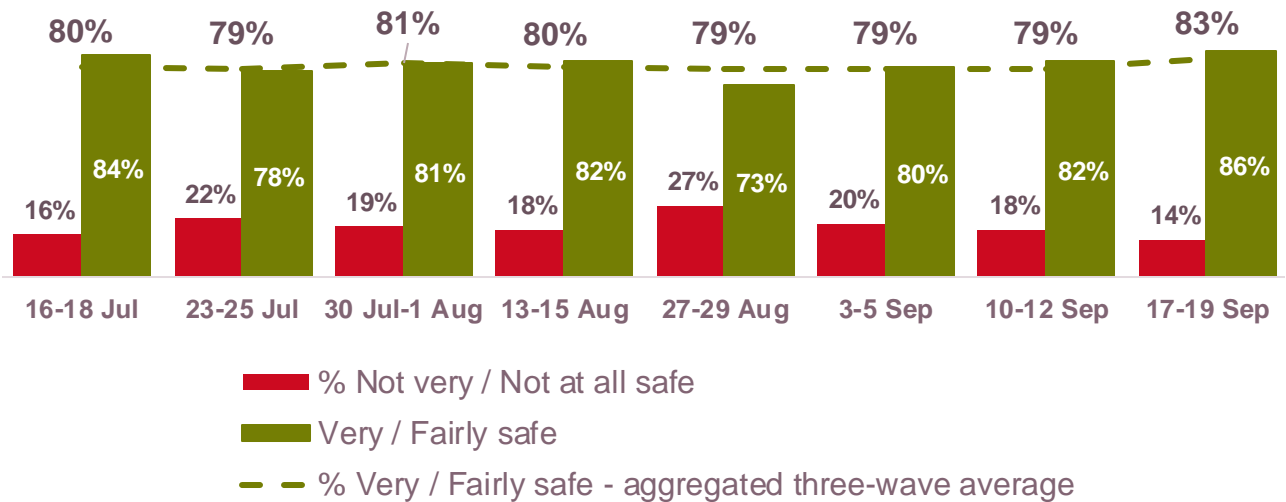
# More than four in five of those making journeys by bus in London in the last seven days say that they felt safe doing so

Specifically in relation to coronavirus, how safe do you feel at the moment when using buses

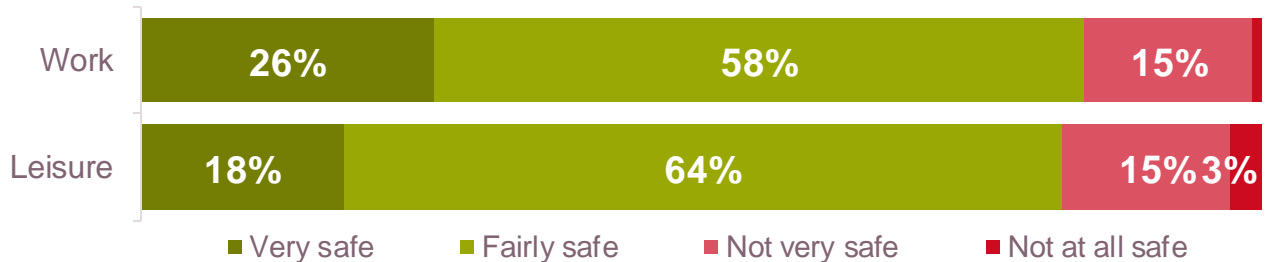
Base: All making journeys by London Bus, W62 – 129



## Trend - last eight waves



## Perception of safety by journey purpose – W61+W62 combined\*

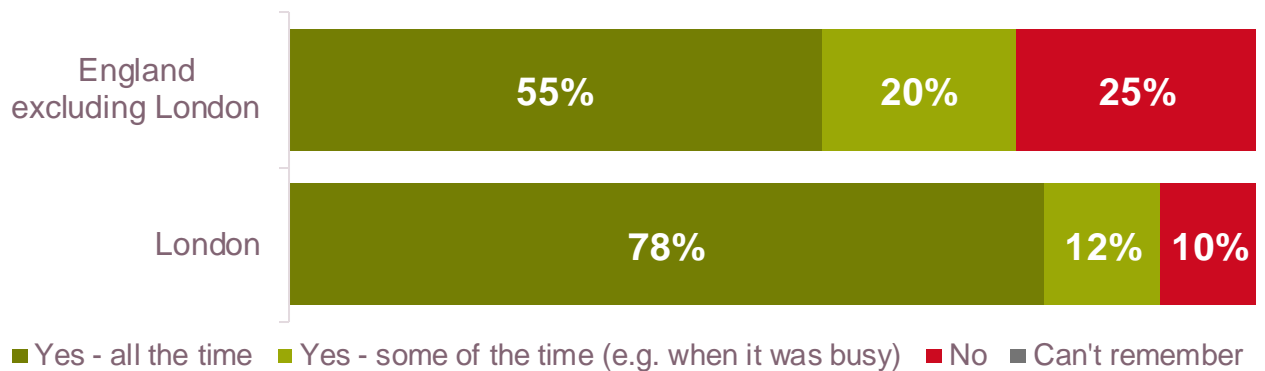


\*Base: Those who used London buses between 3-19 September to make journeys for work (77), for leisure (119)

# The majority of those who used a train or a bus in the last seven days say that they wore a face covering all the time on their journey

## On your most recent train journey did you wear a face covering?

Base: All making journeys by train (waves 61-62 aggregated)

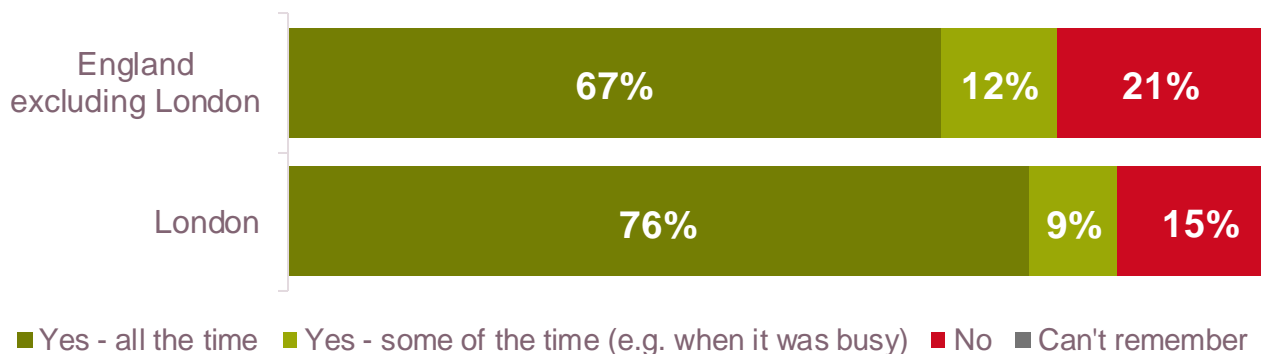


Base: Those making journeys by train between 3-19 September.

England (ex London) 208, London 134. Wales / Scotland breakdown not shown due to low base size

## On your most recent bus journey did you wear a face covering?

Base: All making journeys by bus (waves 61-62 aggregated)



Base: Those making journeys by bus between 3-19 September.

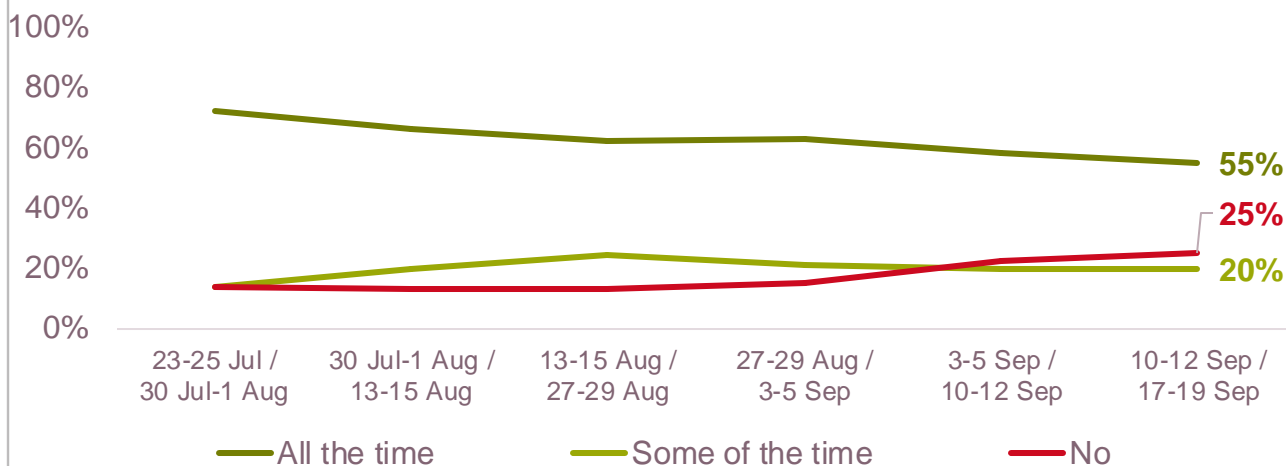
England (ex London) 387, London 225. Wales / Scotland breakdown not shown due to low base size

# The proportion of those in England (excluding London) who used a train or a bus in the last seven days that say that they wore a face covering all the time on their journey is declining

## On your most recent train journey did you wear a face covering?

Base: All making journeys by train in England (excluding London).

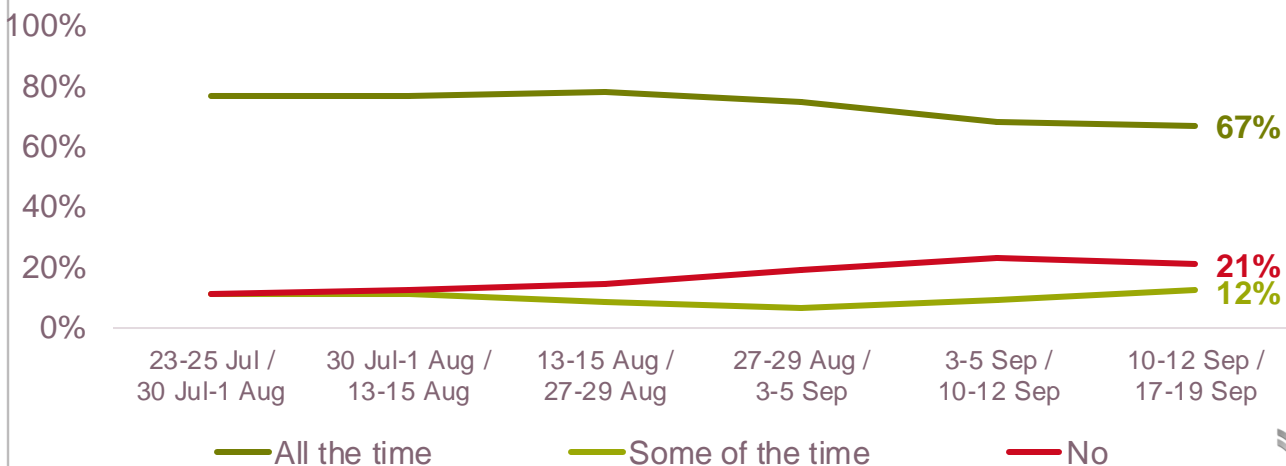
Waves 61-62 aggregated - 208



## On your most recent bus journey did you wear a face covering?

Base: All making journeys by bus in England (excluding London).

Waves 61-62 aggregated - 387



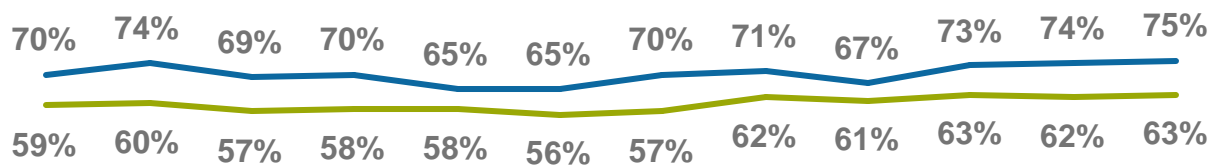
# Three in five of those who have not used a train in the last seven days say that they would feel safe doing so

Specifically in relation to coronavirus, if you had to make a journey at the moment, how safe would you feel making a journey by train?

Base: All *excluding* those making journeys by train (1,831)



## Trend - last twelve waves



18-20 Jun    25-27 Jun    2-4 Jul    9-11 Jul    16-18 Jul    23-25 Jul    30 Jul-1 Aug    13-15 Aug    27-29 Aug    3-5 Sep    10-12 Sep    17-19 Sep

— All who have not used a train in the last seven days  
 — Those who used trains regularly before March 2020

Base: All who used trains regularly before March 2020, but have not done so in the last seven days (363)

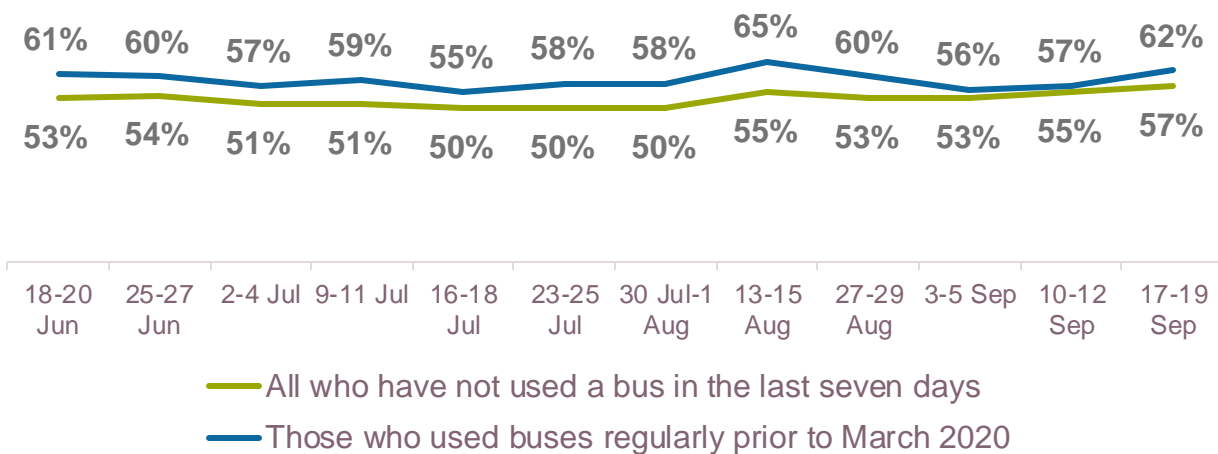
# More than half of those who have not used a bus in the last seven days say they would feel safe doing so

Specifically in relation to coronavirus, if you had to make a journey at the moment, how safe would you feel making a journey by bus?

Base: All *excluding* those making journeys by bus (1,649)



## Trend - last twelve waves



Base: All who used buses regularly before March 2020, but have not done so in the last seven days (417)

# For more than half Coronavirus is a major concern. Those who have a disability are more likely than others to agree.

## Coronavirus is a major concern for me

Base: W62 1,977

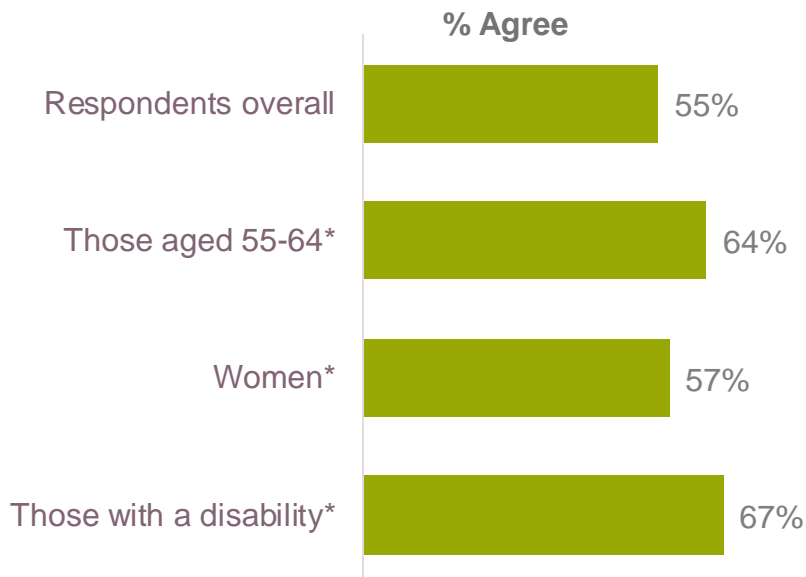
% Agree



18-20 Jun 25-27 Jun 2-4 Jul 9-11 Jul 16-18 Jul 23-25 Jul 30 Jul-1 Aug 13-15 Aug 27-29 Aug 3-5 Sep 10-12 Sep 17-19 Sep



■ Strongly agree ■ Tend to agree ■ Neither / nor ■ Tend to disagree ■ Strongly disagree



Base excludes don't know/not applicable answers

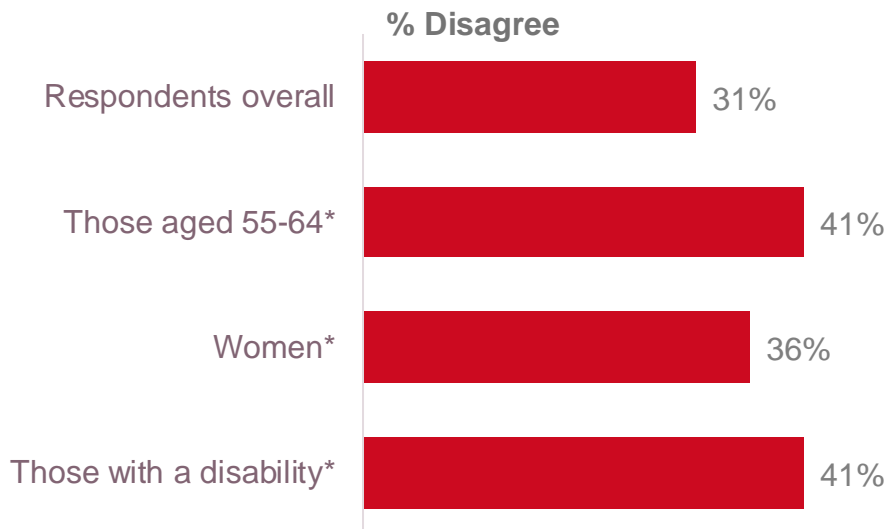
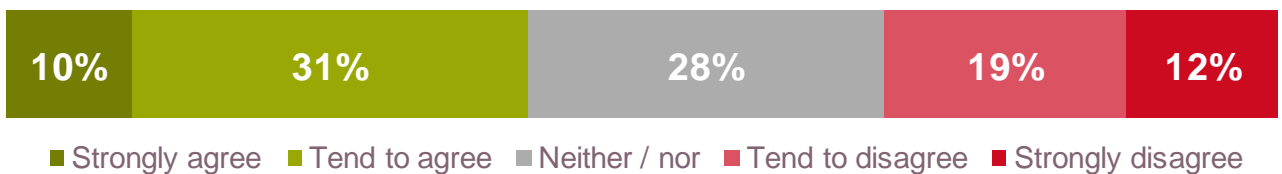
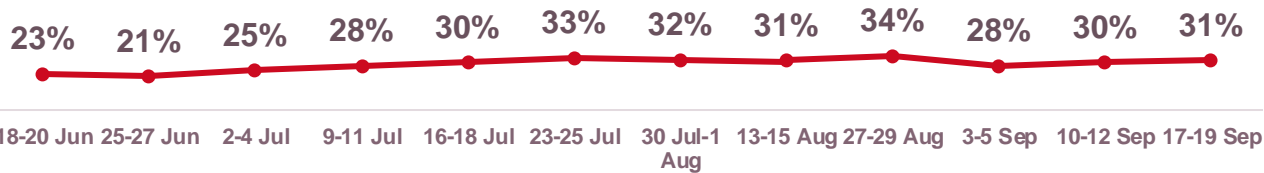
\* Denotes statistically significant difference from respondents overall

# Three in ten do not feel that enough is being done to ensure coronavirus safety on public transport

## Enough is being done to ensure coronavirus safety on public transport

Base: W62 1,719

% Disagree



Base excludes don't know/not applicable answers

\* Denotes statistically significant difference from respondents overall


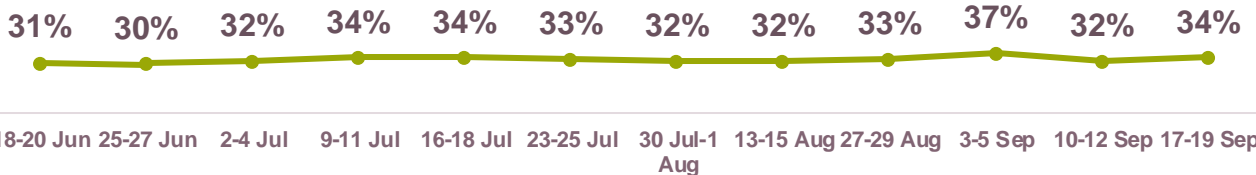


# A third say that they will never again feel completely comfortable on public transport

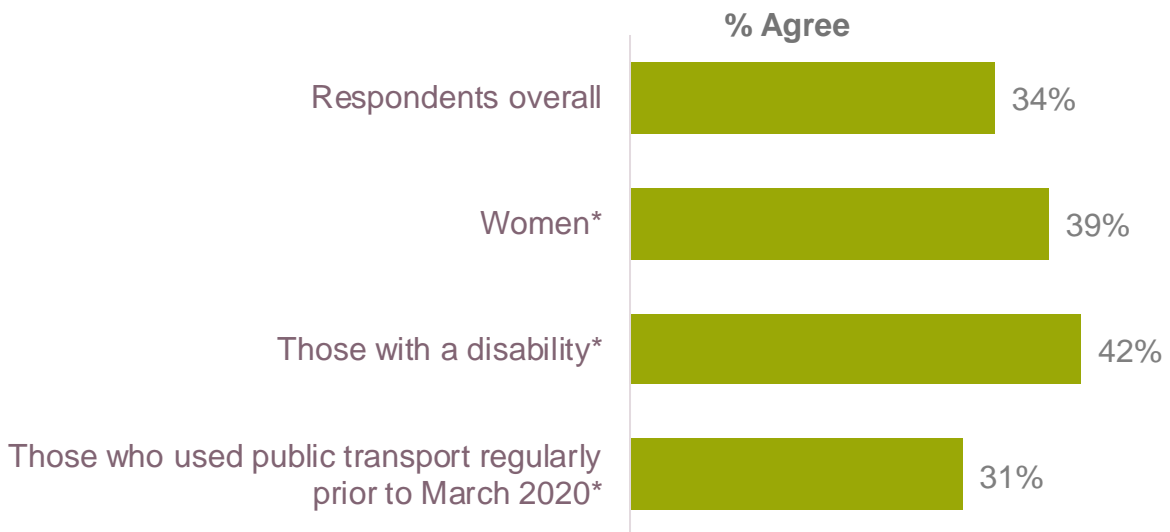
**I will never again feel completely comfortable on public transport**

Base: W62 1,861

% Agree



■ Strongly agree 
 ■ Tend to agree 
 ■ Neither / nor 
 ■ Tend to disagree 
 ■ Strongly disagree



Base excludes don't know/not applicable answers

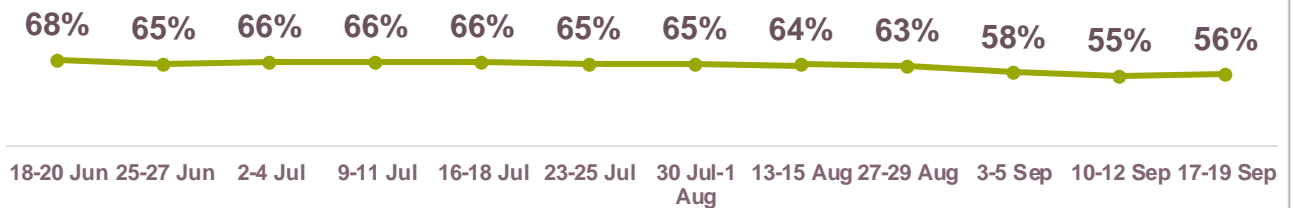
\* Denotes statistically significant difference from respondents overall

# Almost three in five have been avoiding unnecessary activities due to the coronavirus

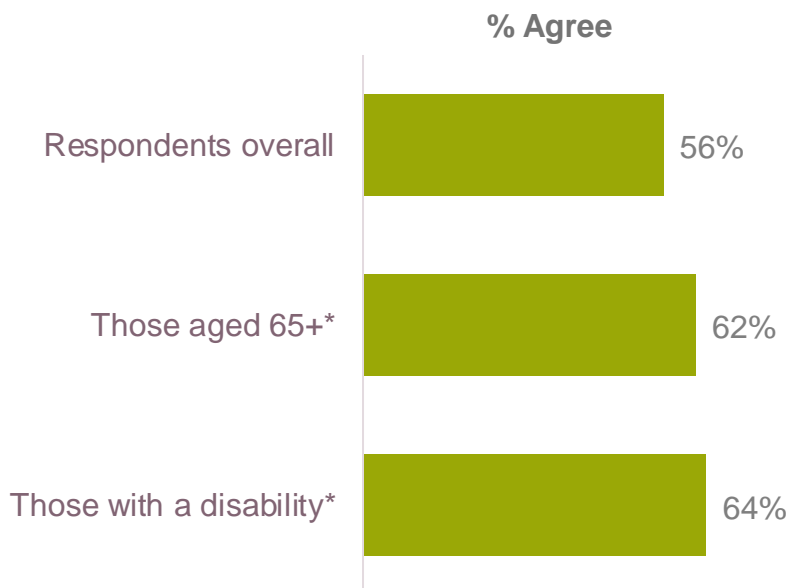
I have been avoiding unnecessary activities due to the coronavirus

Base: W62 1,958

% Agree



■ Strongly agree ■ Tend to agree ■ Neither / nor ■ Tend to disagree ■ Strongly disagree



Base excludes don't know/not applicable answers

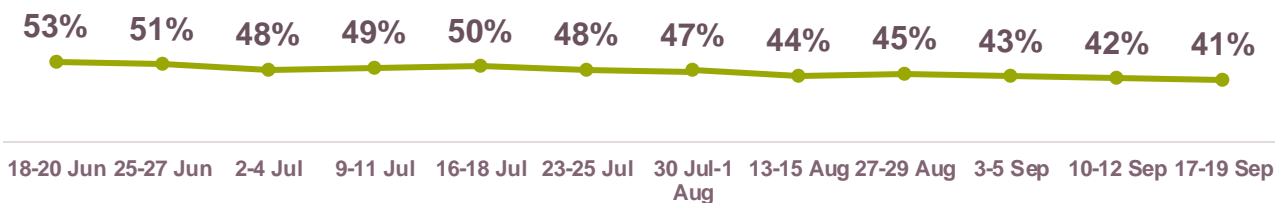
\* Denotes statistically significant difference from respondents overall

# Decreasing proportions say that they won't use public transport unless social distancing is in place

I won't use public transport unless social distancing is in place

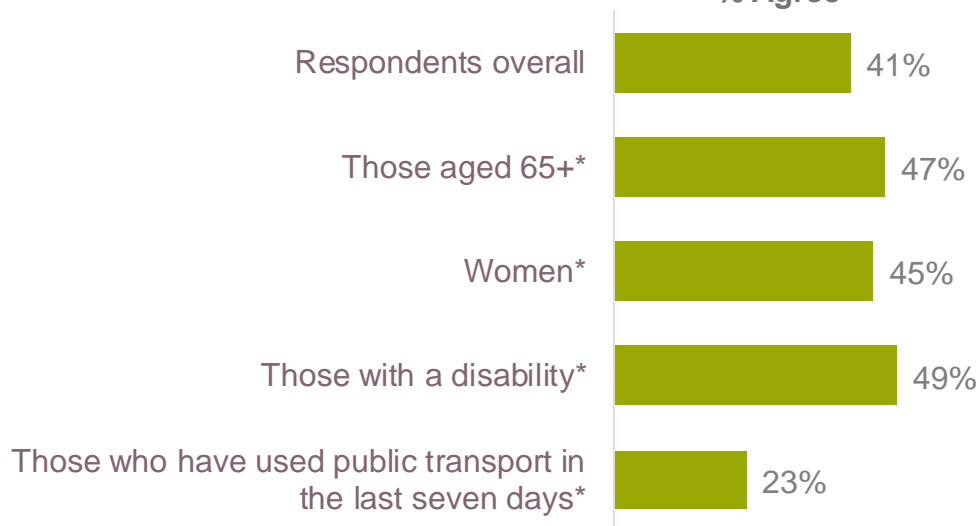
Base: W62 1,839

% Agree



■ Strongly agree ■ Tend to agree ■ Neither / nor ■ Tend to disagree ■ Strongly disagree

% Agree



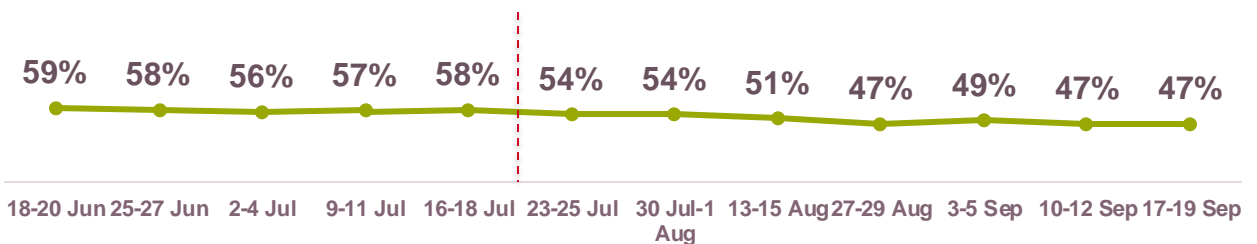
Base excludes don't know/not applicable answers

\* Denotes statistically significant difference from respondents overall

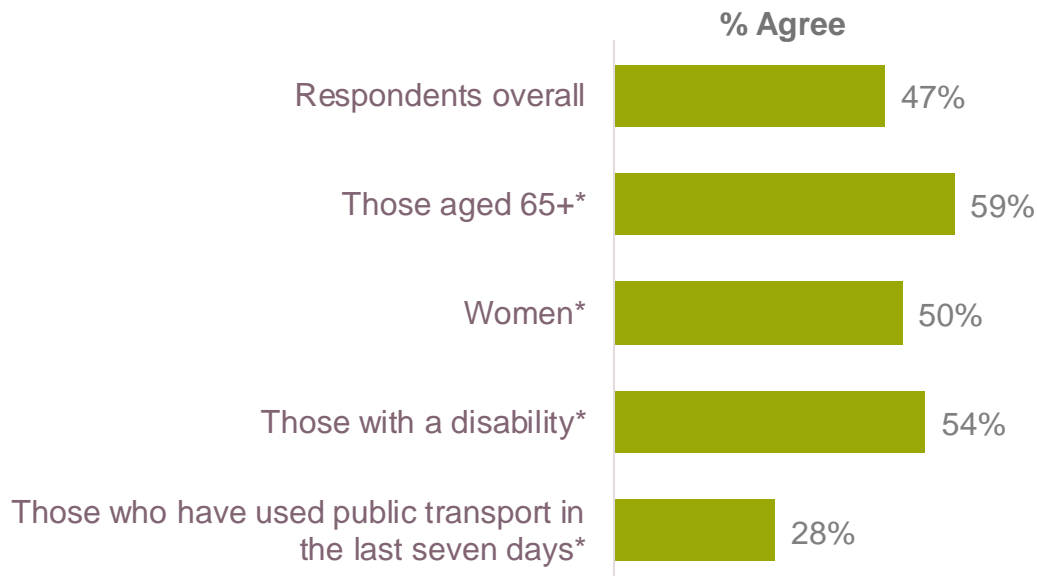
# Less than half say that they won't use public transport unless passengers are required to wear face coverings

**I won't use public transport unless passengers are required to wear face coverings**

Base: W62 1,862



■ Strongly agree 
 ■ Tend to agree 
 ■ Neither / nor 
 ■ Tend to disagree 
 ■ Strongly disagree



Base excludes don't know/not applicable answers

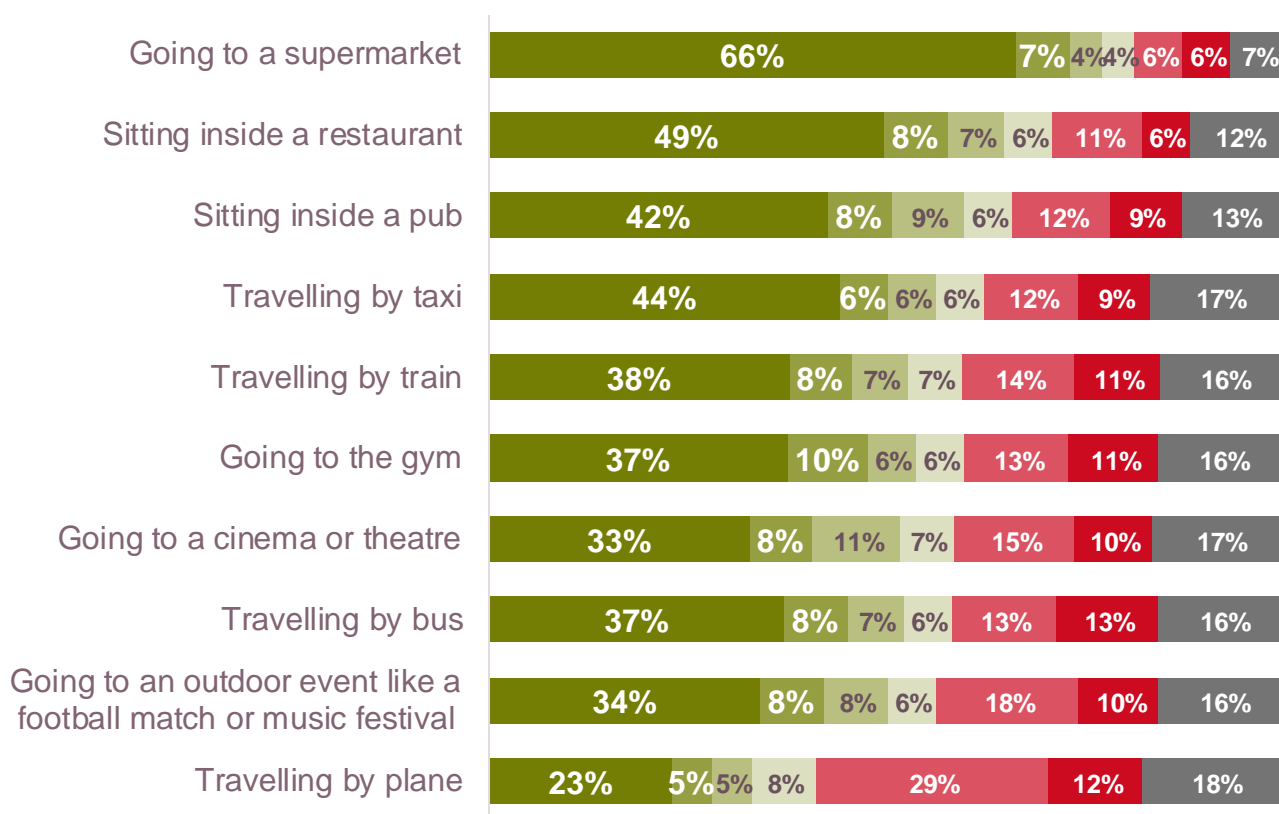
\* Denotes statistically significant difference from respondents overall

Legal requirement to wear a face covering on public transport in England dropped on the 19<sup>th</sup> July

## Around two in five currently feel as comfortable using buses and trains now as they did before the pandemic, while a further one in five or more expect to feel as comfortable doing so within the next 6 months

### When do you think you will feel as comfortable doing each of the following activities as you felt before the Covid-19 pandemic?

Base: W62 ranges from 885 (gym) to 2,000 (supermarket) as excludes not applicable



- Now - I am already as comfortable as I was before the pandemic
- In the next month
- In the next 2-3 months
- In the next 3-6 months
- More than 6 months
- Never
- I don't know

## Those who used buses or trains regularly prior to March 2020 are more likely than others to feel as comfortable using trains or buses now as they did before the pandemic

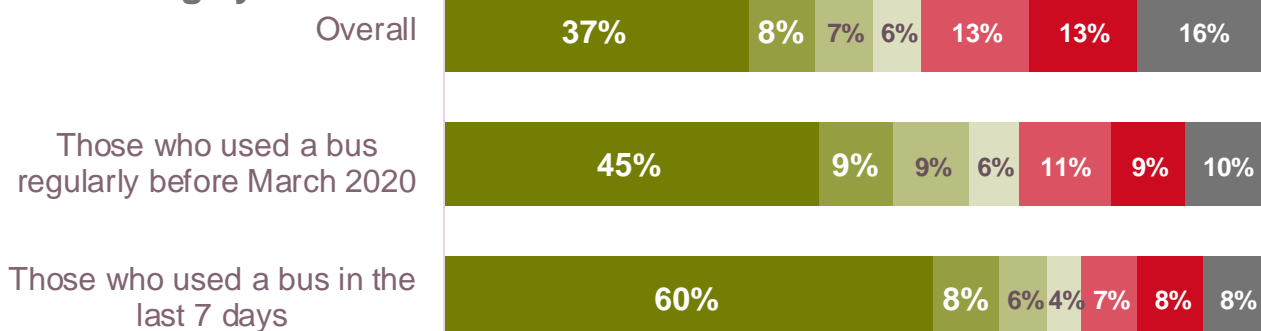
When do you think you will feel as comfortable doing each of the following activities as you felt before the Covid-19 pandemic?

Base: W62 Overall – 1,766 / 1,777

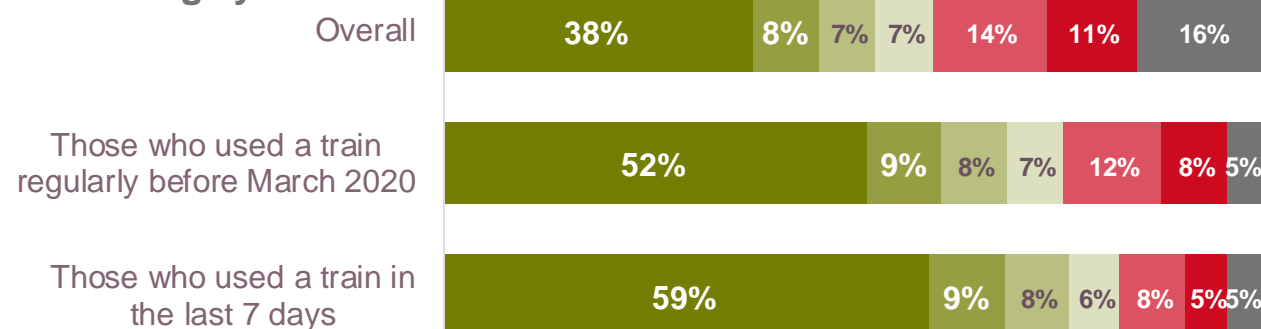
Previous bus / train users (728 / 508)

Those who have used a bus / train in the last 7 days (361 / 179)

### Travelling by bus



### Travelling by train



- Now - I am already as comfortable as I was before the pandemic
- In the next month
- In the next 2-3 months
- In the next 3-6 months
- More than 6 months
- Never
- I don't know

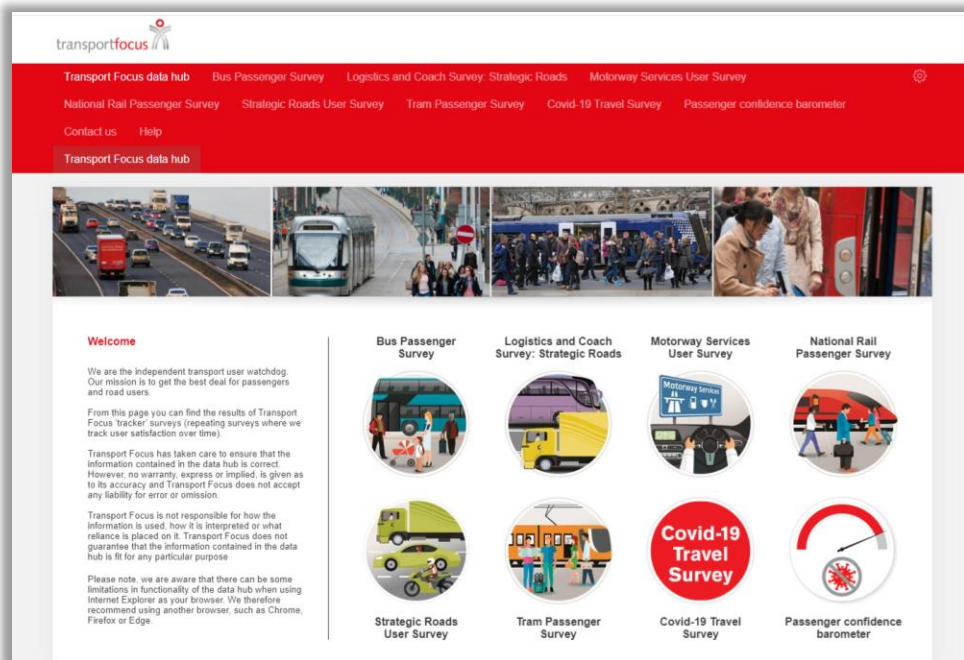
# Transport Focus Data Hub

All the results from this wave and previous waves of this research are available for your own analysis on the Transport Focus Data Hub.

The data is available for anyone to view at:

[www.transportfocus.org.uk/data-hub](http://www.transportfocus.org.uk/data-hub)

You can access the survey by clicking on 'Covid-19 Travel Survey'



## Please note:

Data from new waves of the survey is uploaded and made available on each Friday morning. The survey may be unavailable on the hub on Thursday afternoon while the upload of new data takes place.

# Survey method and sample breakdown – week 62

- c.2000 online interviews per wave. Using Yonder Consulting omnibus.
- Nationally representative of Great British population – not all respondents are passengers on public transport.
- Those who have provided a response are excluded from the subsequent wave of research.
- Fieldwork repeated every weekend. Wave 62 fieldwork: 17-19 September
- The analysis of attitudinal questions excludes responses from those who don't have an opinion or who say that the question is not applicable to them.

## Sample size by age groups and gender

	TOTAL	18-24	25-34	35-44	45-54	55-64	65+	Male	Female
Wave 62	2,032	236	321	335	351	327	462	1,011	1,021

## Sample size by region

	Scotland	North East	North West	Yorks & Humber	West Midlands	East Midlands	Wales	Eastern	London	South East	South West
Wave 62	171	80	221	158	199	151	104	194	295	287	172