



Travel during Covid-19

Tracking research - wave 59

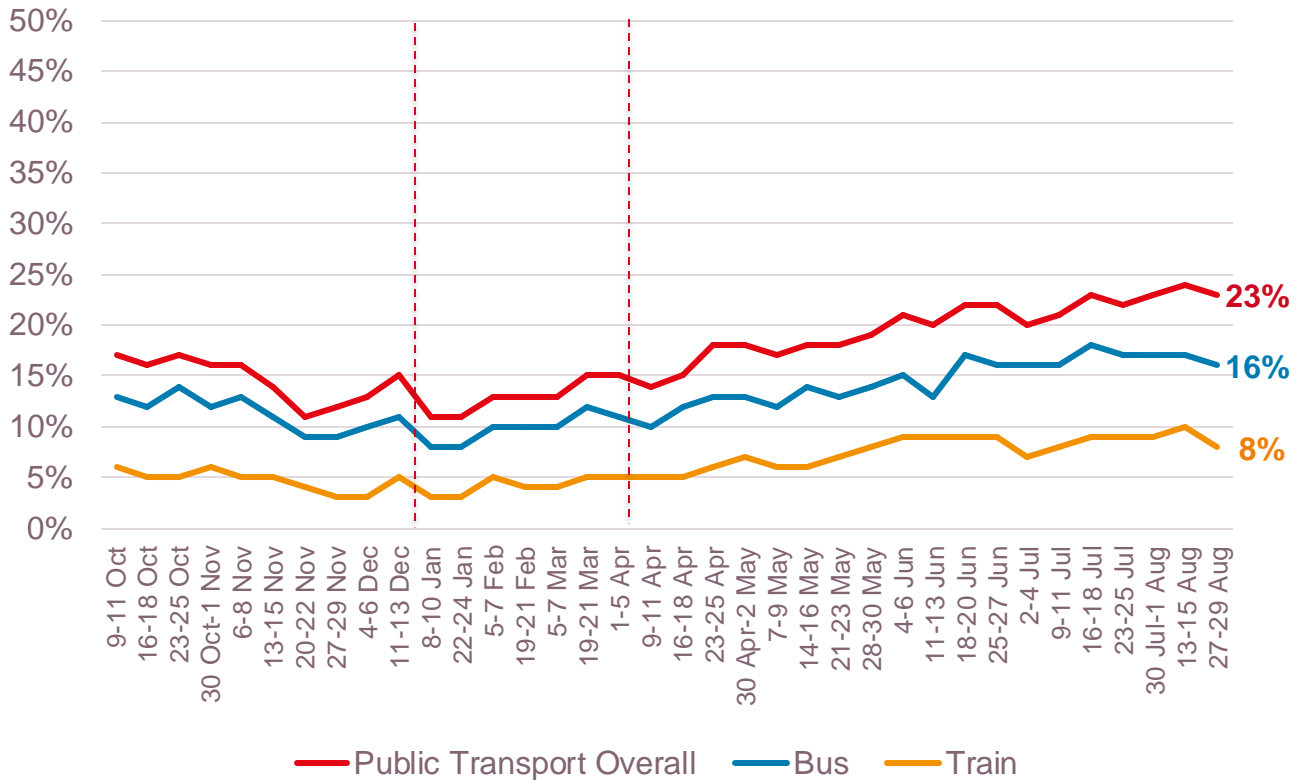
3 September 2021

Travel during Covid-19: omnibus wave 59

Use of public transport use fell slightly in the week before the Bank Holiday

Use of public transport in last seven days – Great Britain

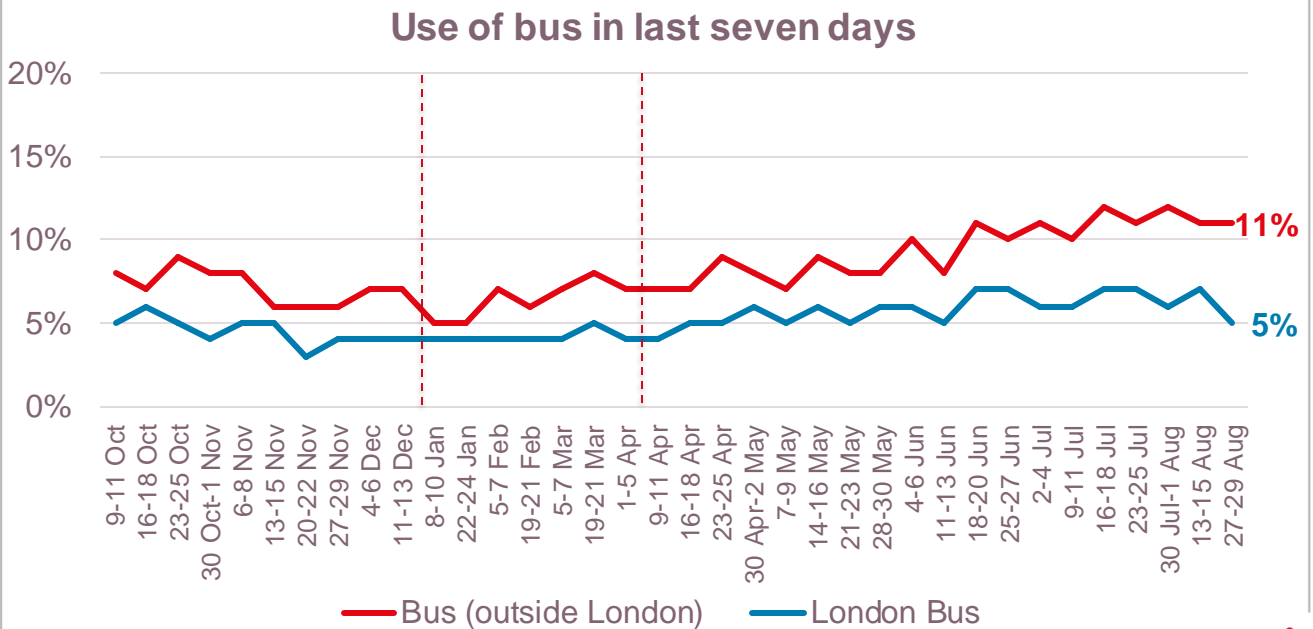
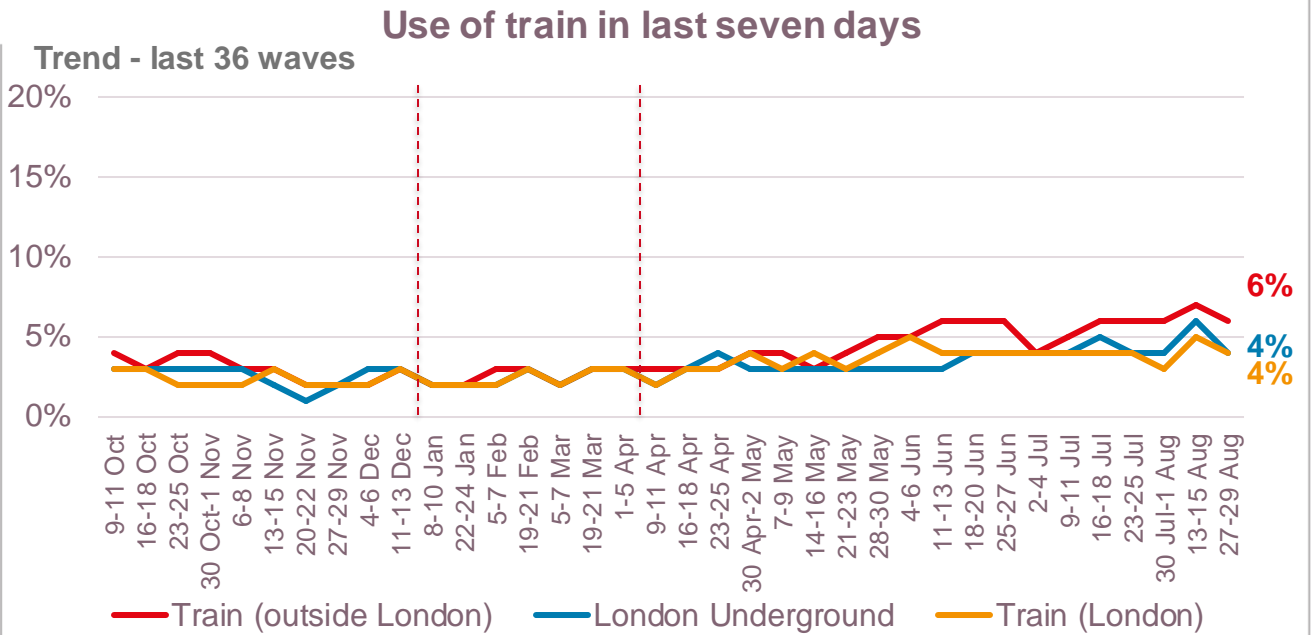
Trend - last 36 waves



----- Changed from 'last 7 days' to 'last two weeks' between week 34 (8-10 Jan) and week 40 (1-5 April)

Travel during Covid-19: omnibus wave 59

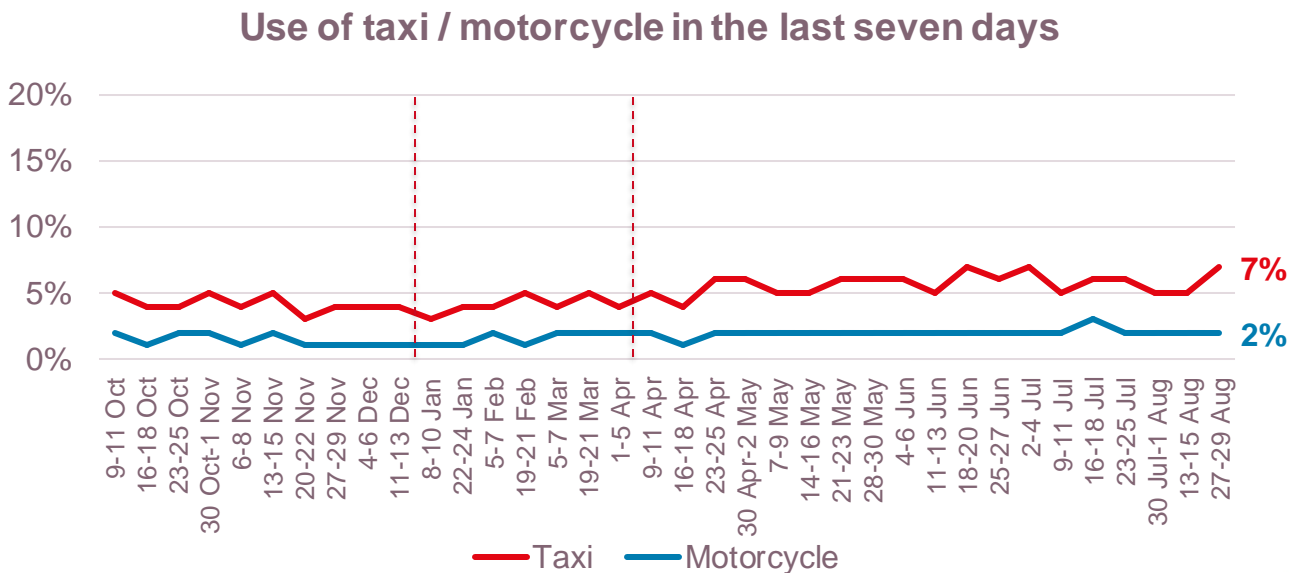
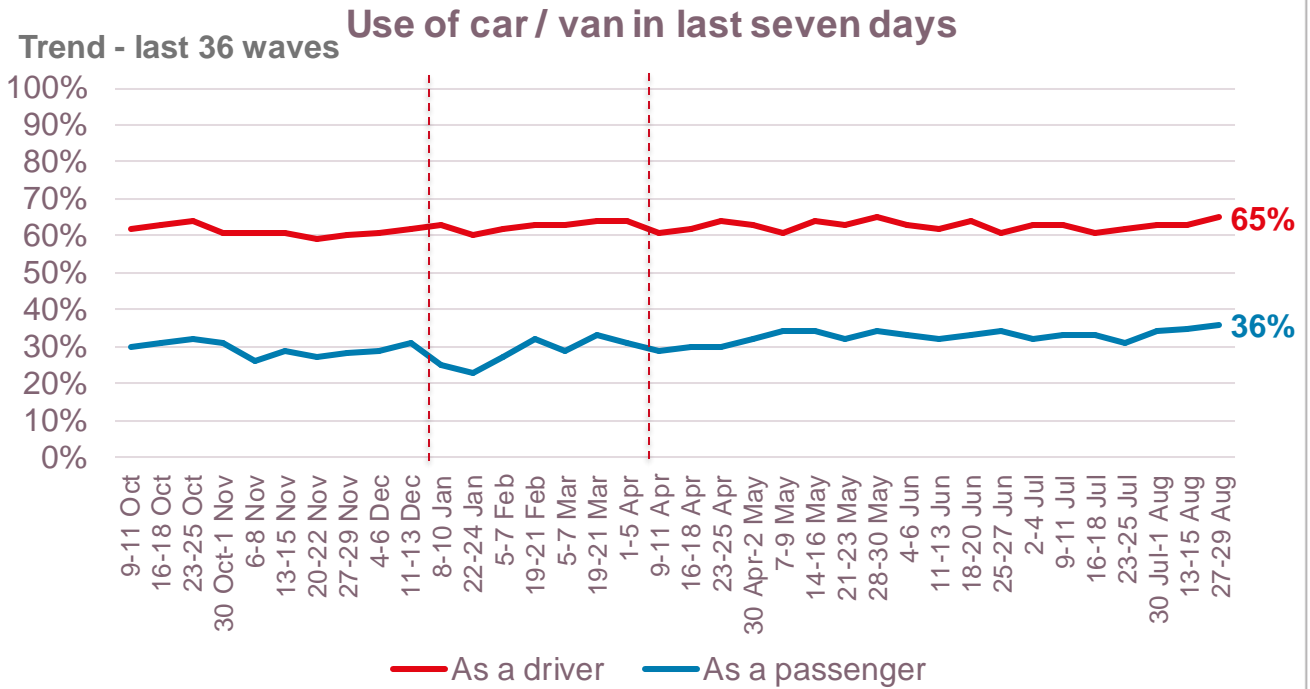
Use of trains both in and outside London decreased over the last week



--- Changed from 'last 7 days' to 'last two weeks' between week 34 (8-10 Jan) and week 40 (1-5 April)

Travel during Covid-19: omnibus wave 59

Road use has increased very slightly in the last week



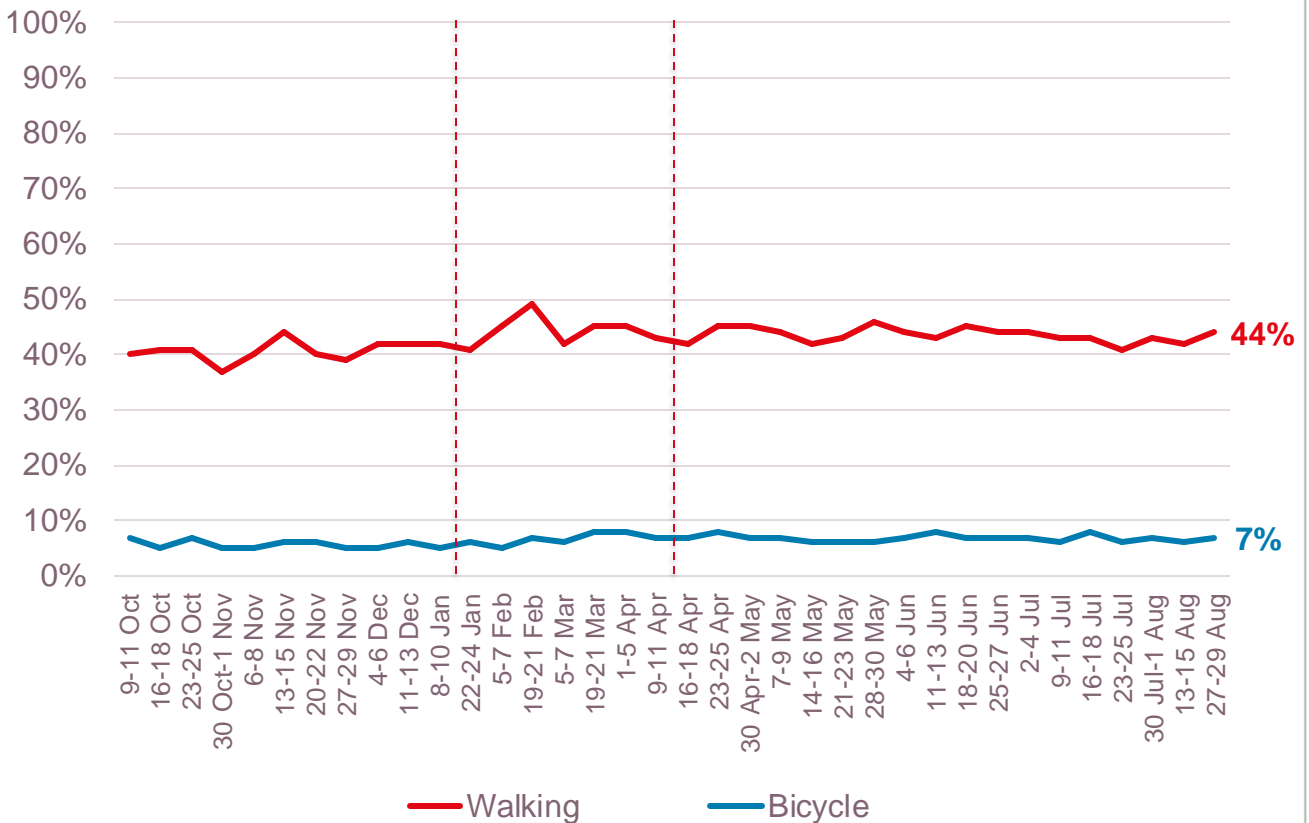
--- Changed from 'last 7 days' to 'last two weeks' between week 34 (8-10 Jan) and week 40 (1-5 April)

Travel during Covid-19: omnibus wave 59

More than two in five have made journeys on foot, while fewer have cycled.

Use of other modes of transport in the last seven days

Trend - last 36 waves

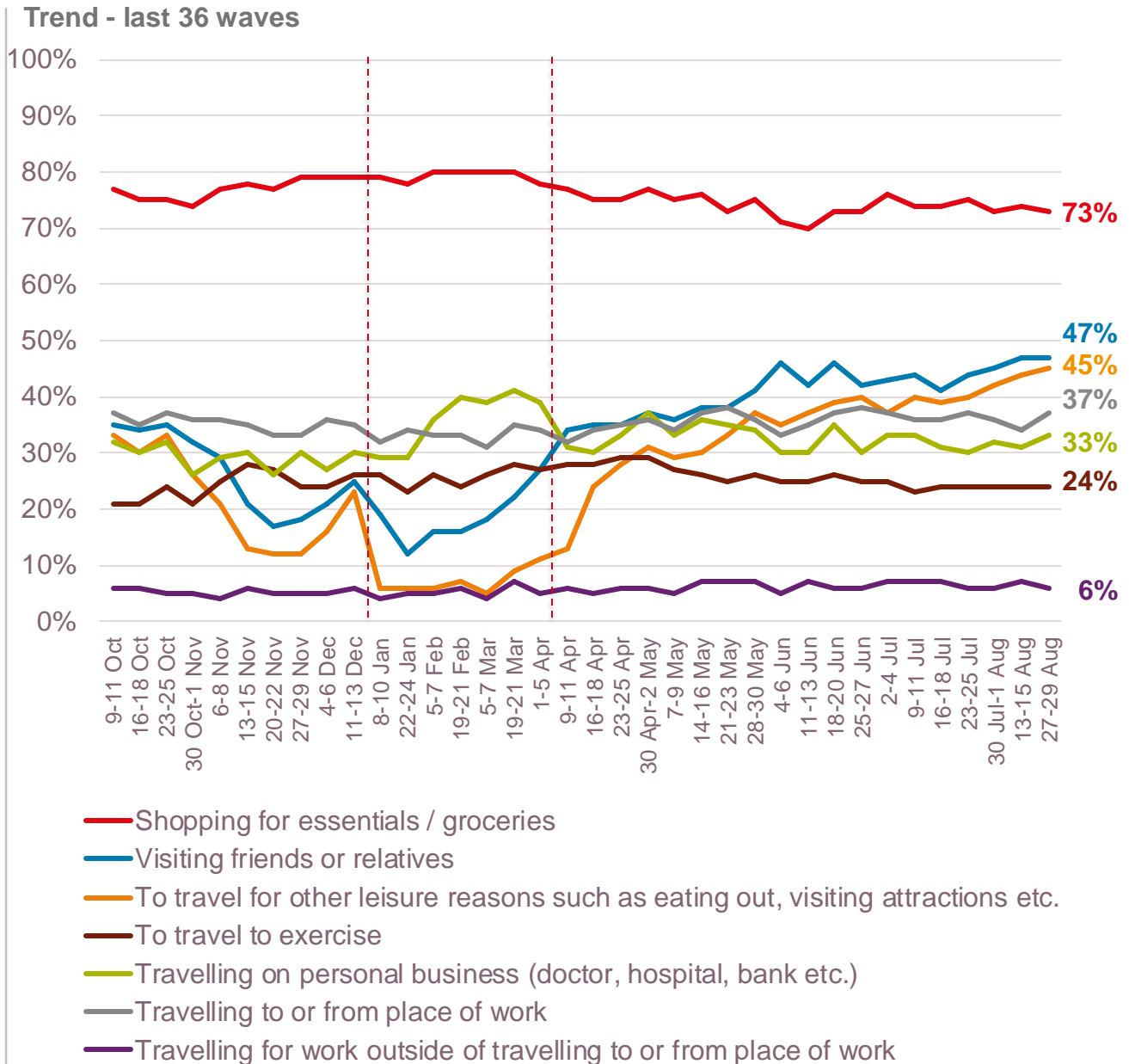


..... Changed from 'last 7 days' to 'last two weeks' between week 34 (8-10 Jan) and week 40 (1-5 April)

Travel during Covid-19: omnibus wave 59

Increasing proportions have been making journeys for leisure reasons such as eating out or visiting attractions, or for visiting friends or relatives

Reasons for making journeys in the last seven days

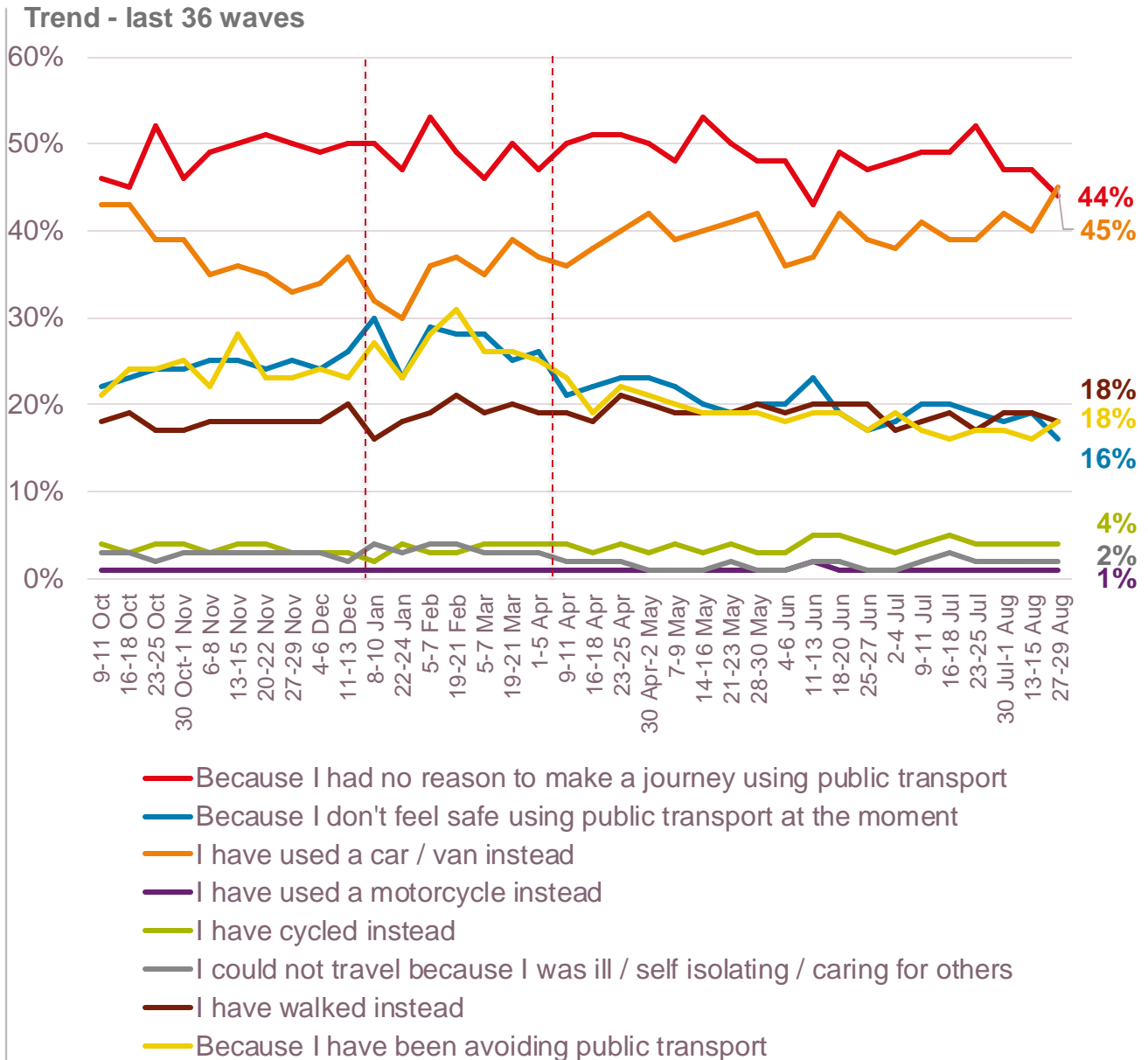


--- Changed from 'last 7 days' to 'last two weeks' between week 34 (8-10 Jan) and week 40 (1-5 April)

Travel during Covid-19: omnibus wave 59

Less than one in five have been avoiding using public transport, while fewer don't feel that it is safe to do so at the moment

Reasons public transport not used in the last seven days

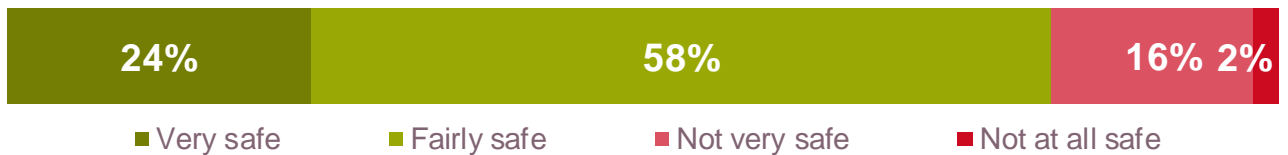


Changed from 'last 7 days' to 'last two weeks' between week 34 (8-10 Jan) and week 40 (1-5 April)

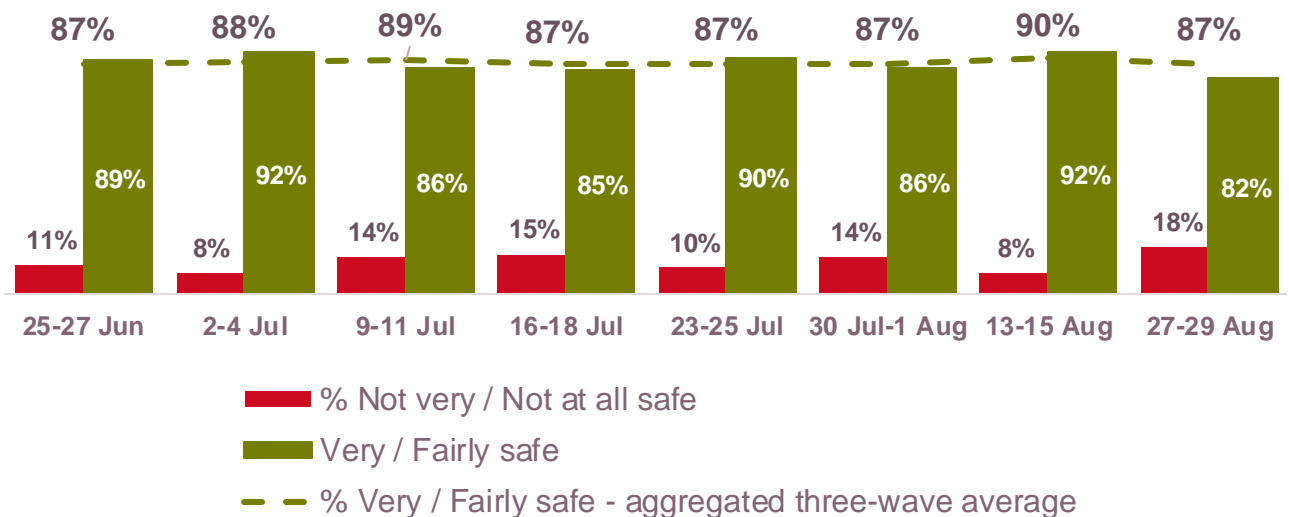
Four in five of those making train journeys in the last seven days say that they felt safe doing so

Specifically in relation to coronavirus, how safe do you feel at the moment when using trains?

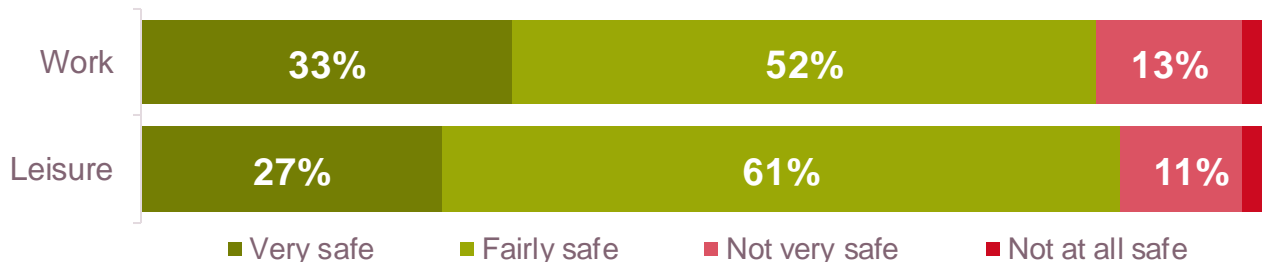
Base: All making journeys by train, W59 – 156



Trend - last eight waves



Perception of safety by journey purpose – W58+W59 combined*

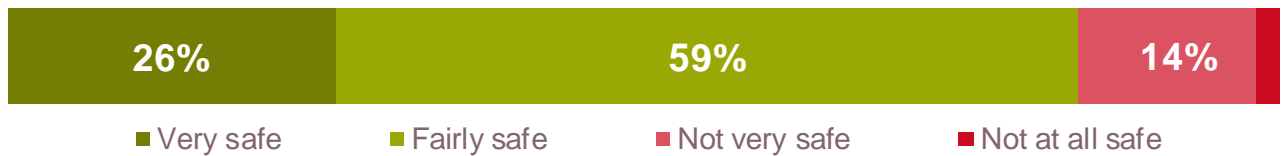


*Base: Those who used trains between 6-15 August + those making journeys between 20-29 August to make journeys for work (77), for leisure (244)

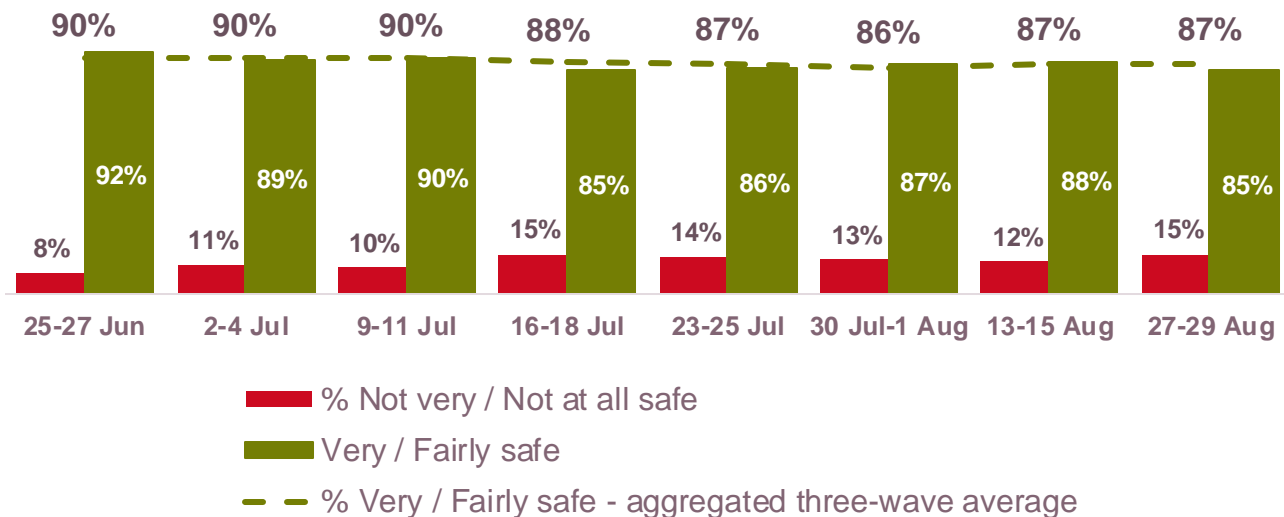
More than four in five of those making journeys by bus outside London in the last seven days say that they felt safe doing so

Specifically in relation to coronavirus, how safe do you feel at the moment when using buses?

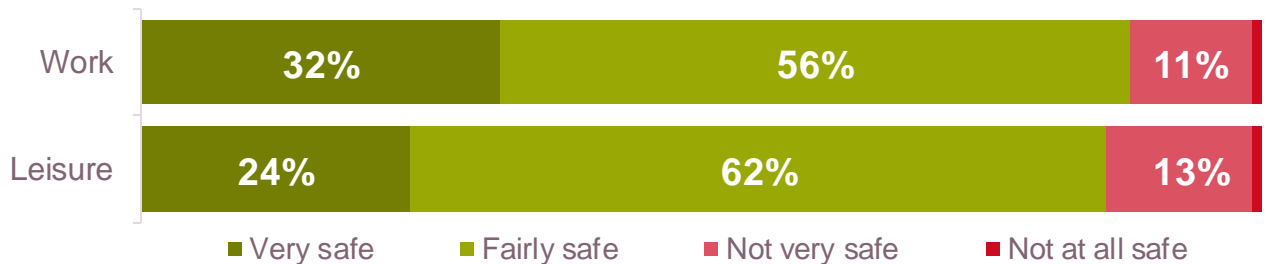
Base: All making journeys by bus outside London, W58 – 213



Trend - last eight waves



Perception of safety by journey purpose – W58+W59 combined*

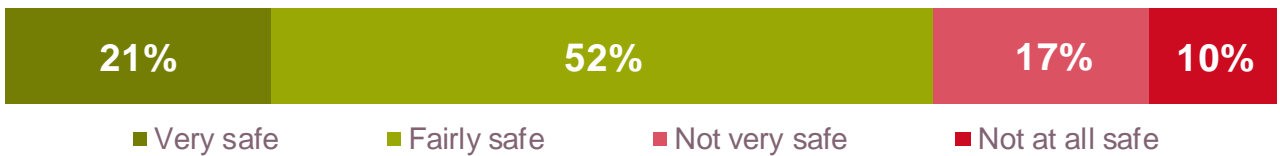


*Base: Those who used buses outside London between 6-15 August + those making journeys between 20-29 August to make journeys for work (102), for leisure (264)

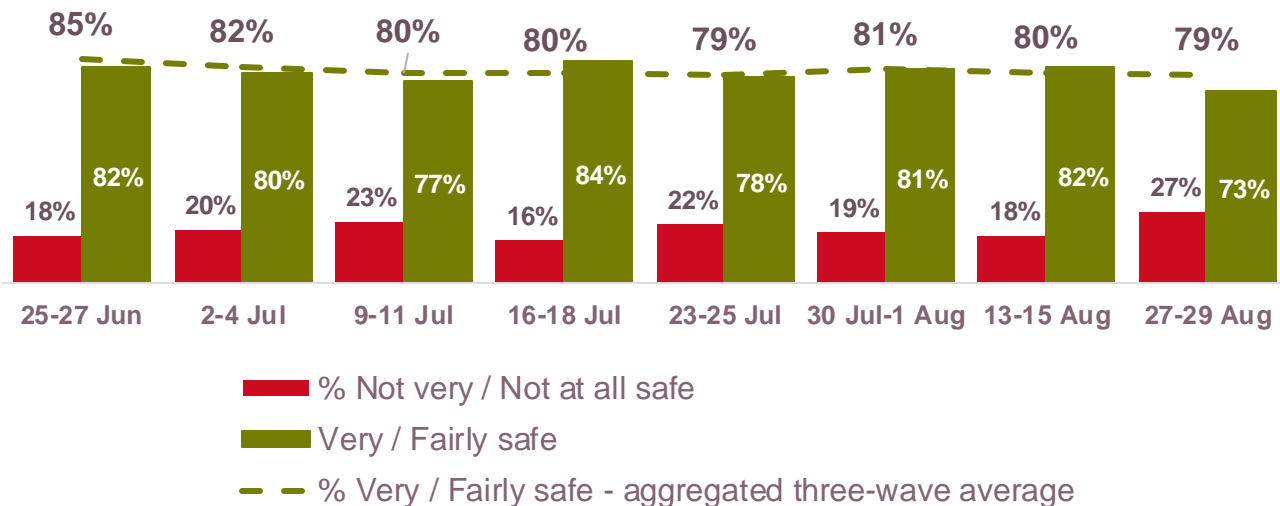
Four in five of those making journeys by bus in London in the last seven days say that they felt safe doing so

Specifically in relation to coronavirus, how safe do you feel at the moment when using buses

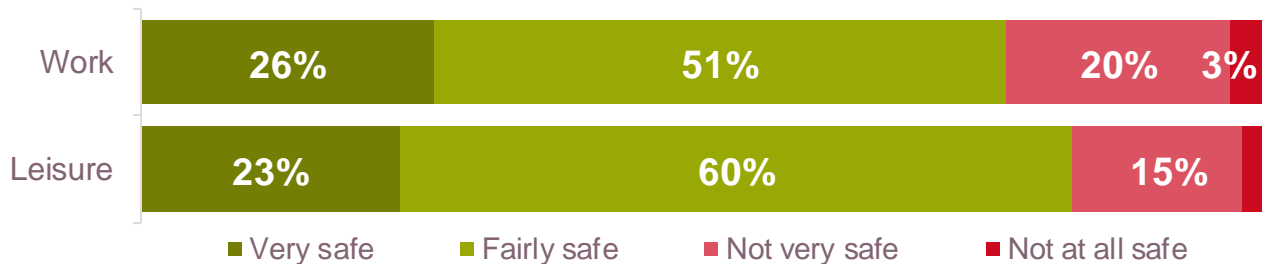
Base: All making journeys by London Bus, W58 – 79



Trend - last eight waves



Perception of safety by journey purpose – W58+W59 combined*

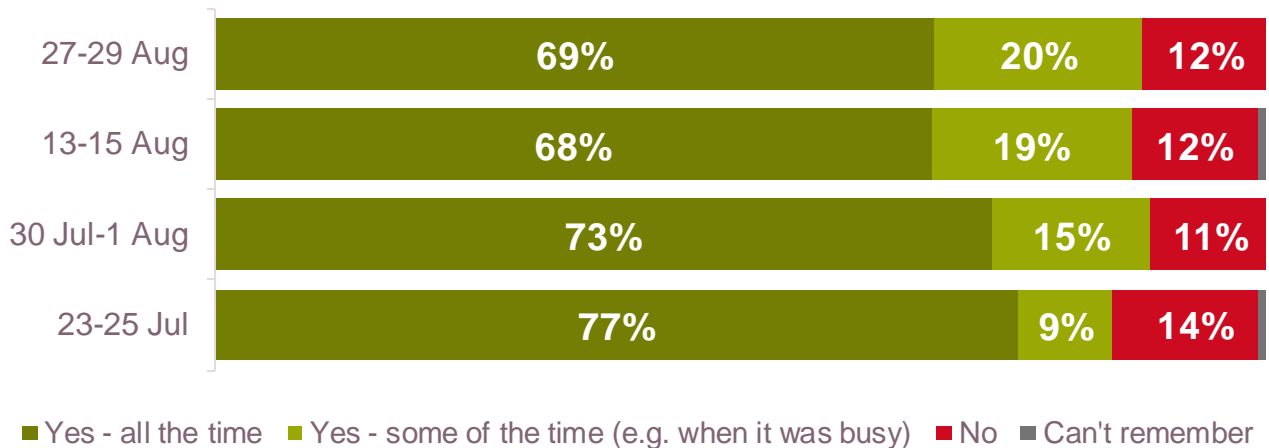


*Base: Those who used London buses between 6-15 August + those making journeys between 20-29 August to make journeys for work (63), for leisure (118)

The majority of those who used a train or a bus in the last seven days say that they wore a face covering all the time on their journey

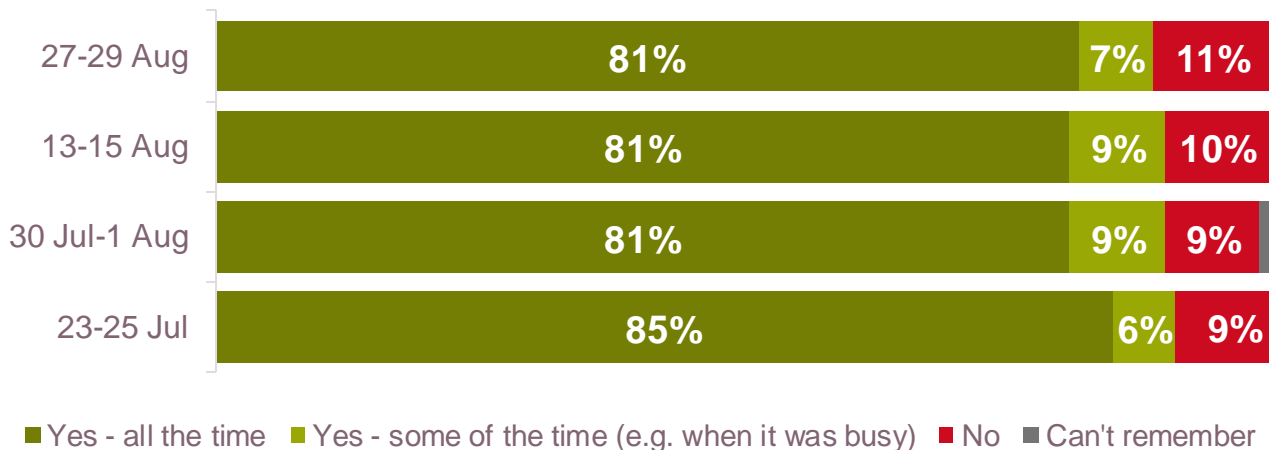
On your most recent train journey did you wear a face covering?

Base: All making journeys by train (156)



On your most recent bus journey did you wear a face covering?

Base: All making journeys by bus (291)



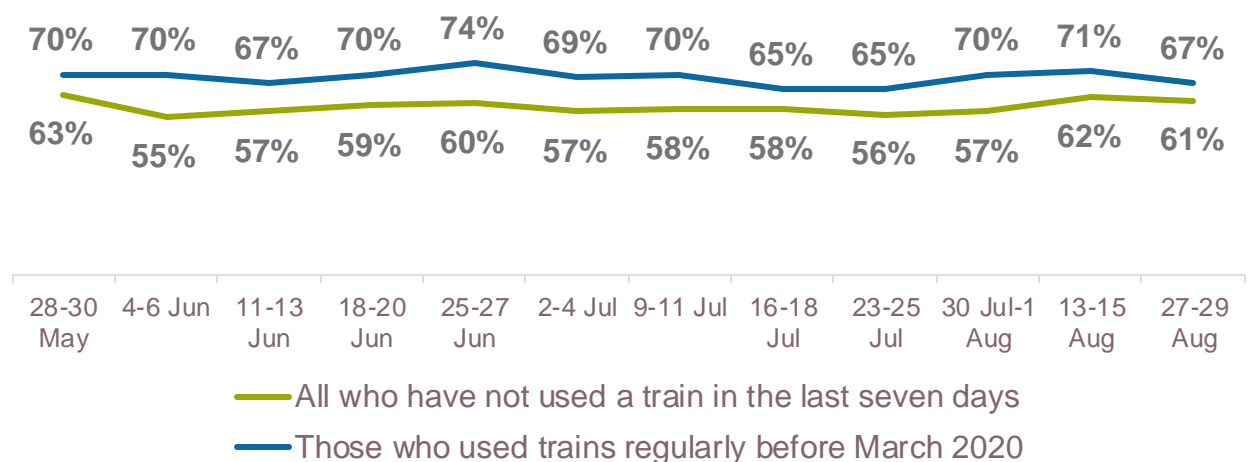
Three in five of those who have not used a train in the last seven days say that they would feel safe doing so

Specifically in relation to coronavirus, if you had to make a journey at the moment, how safe would you feel making a journey by train?

Base: All *excluding* those making journeys by train (1,844)



Trend - last twelve waves

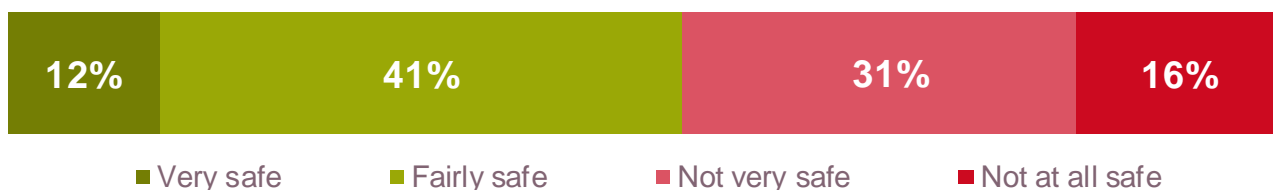


Base: All who used trains regularly before March 2020, but have not done so in the last seven days (392)

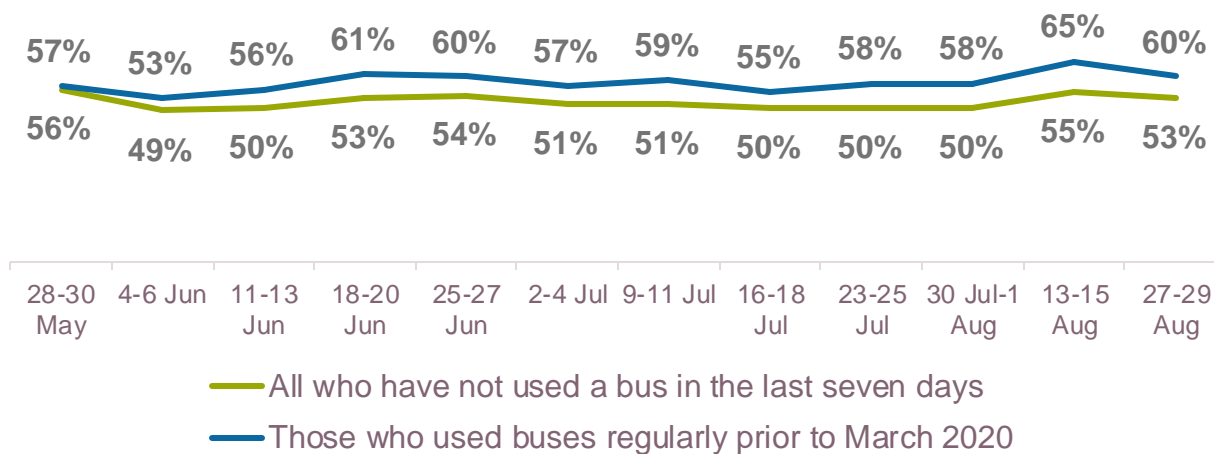
More than half of those who have not used a bus in the last seven days say they would feel safe doing so

Specifically in relation to coronavirus, if you had to make a journey at the moment, how safe would you feel making a journey by bus?

Base: All *excluding* those making journeys by bus (1,709)



Trend - last twelve waves



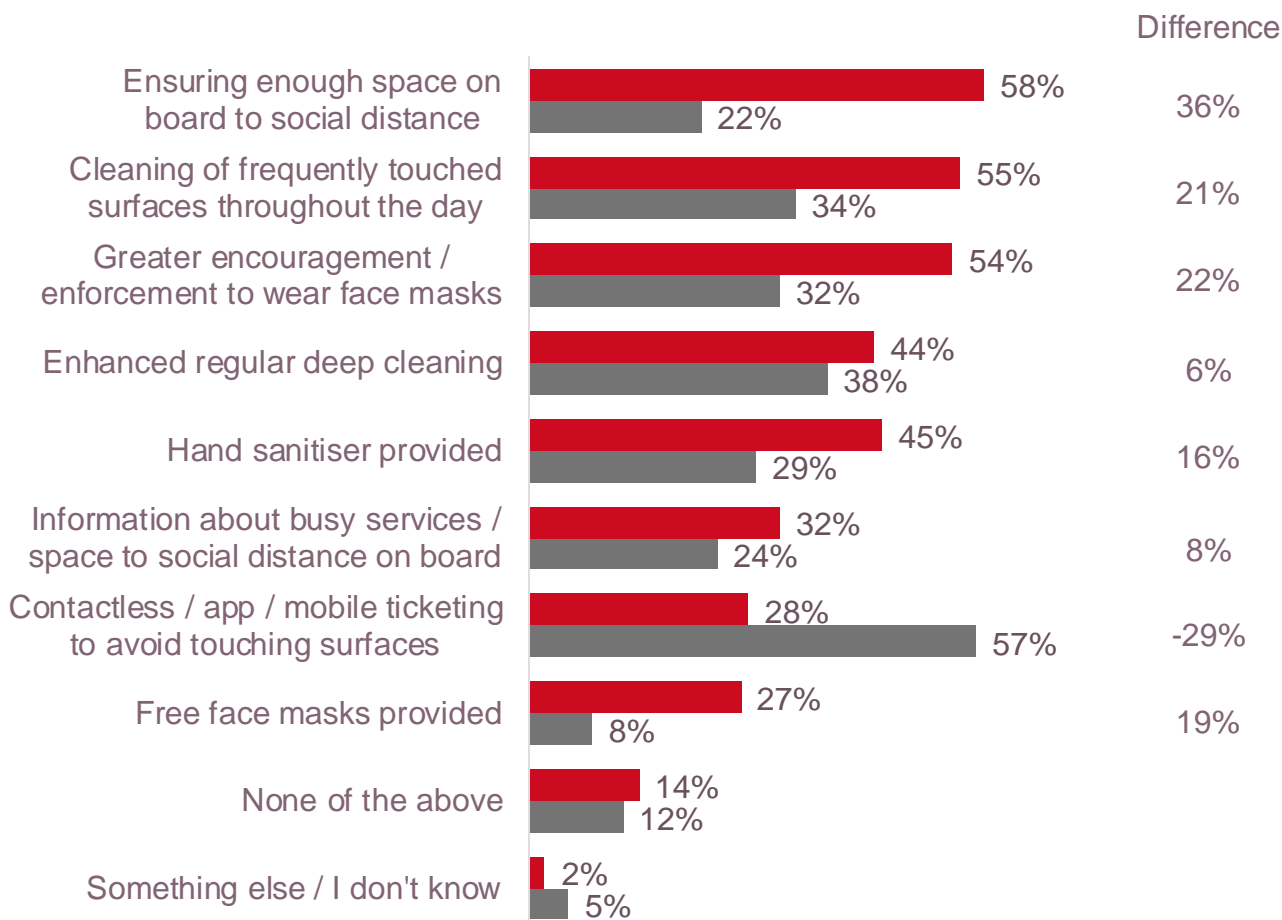
Base: All who used buses regularly before March 2020, but have not done so in the last seven days (414)

Three in five of those who used public transport in the last seven days would most like to see operators ensuring enough space on board to social distance to make them feel comfortable using public transport again. Around one in five think that this measure is currently in place.

Which of the following measures do you need to see in place to feel more comfortable travelling on public transport

And which of the following measures do you think is currently in place on public transport?

Base: Those who used public transport in the last seven days (428)



■ Measures that people would like to see in place
 ■ Measures people think are currently in place

For half coronavirus is a major concern. Those who have a disability are more likely than others to agree

Coronavirus is a major concern for me

Base: W59 1,972

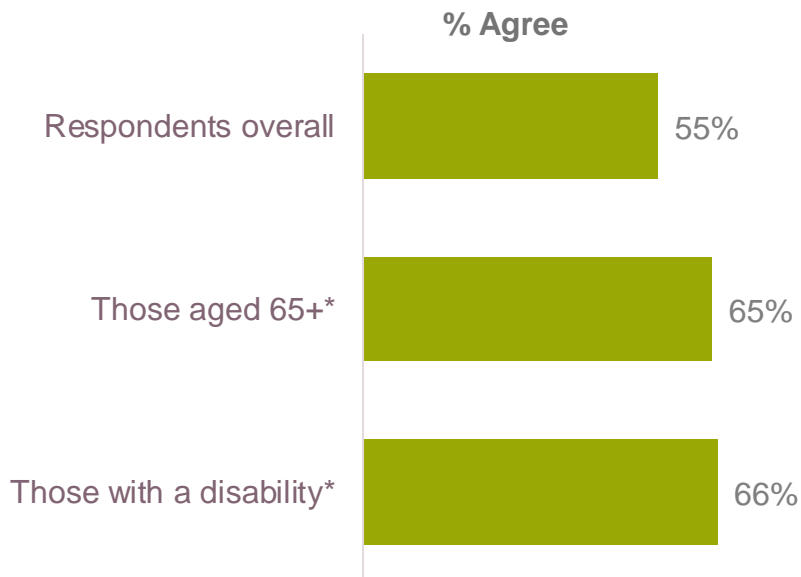
% Agree



28-30 May 4-6 Jun 11-13 Jun 18-20 Jun 25-27 Jun 2-4 Jul 9-11 Jul 16-18 Jul 23-25 Jul 30 Jul-1 Aug 13-15 Aug 27-29 Aug



■ Strongly agree ■ Tend to agree ■ Neither / nor ■ Tend to disagree ■ Strongly disagree



Base excludes don't know/not applicable answers

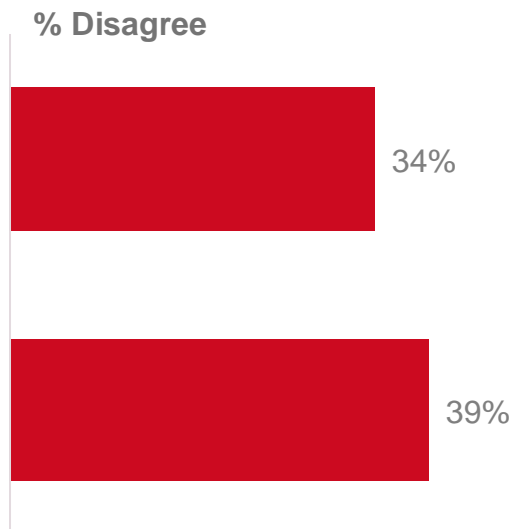
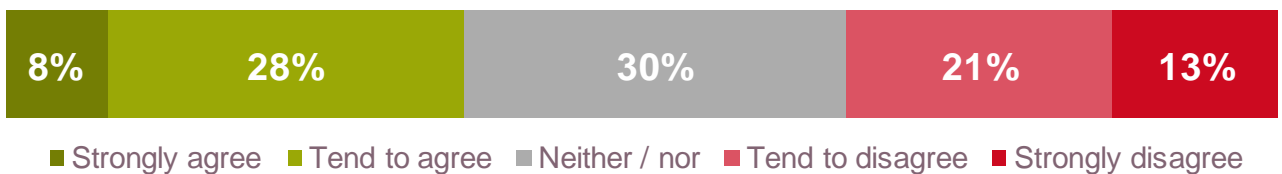
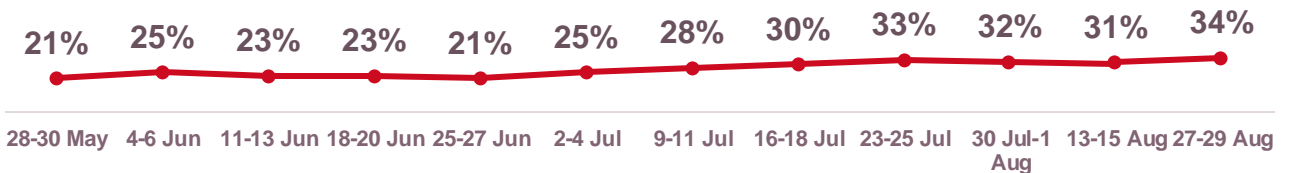
* Denotes statistically significant difference from respondents overall

Three in ten do not feel that enough is being done to ensure coronavirus safety on public transport

Enough is being done to ensure coronavirus safety on public transport

Base: W59 1,572

% Disagree



Base excludes don't know/not applicable answers


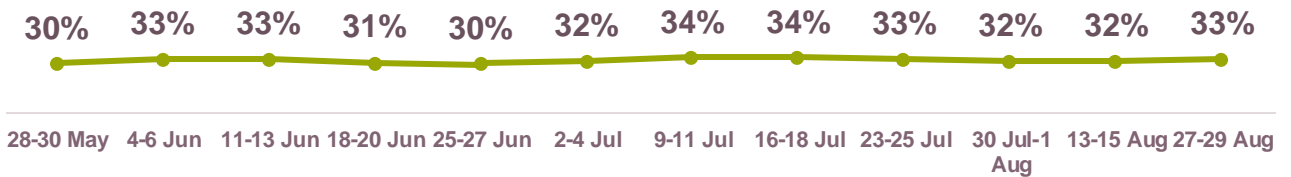
* Denotes statistically significant difference from respondents overall

A third say that they will never again feel completely comfortable on public transport

I will never again feel completely comfortable on public transport

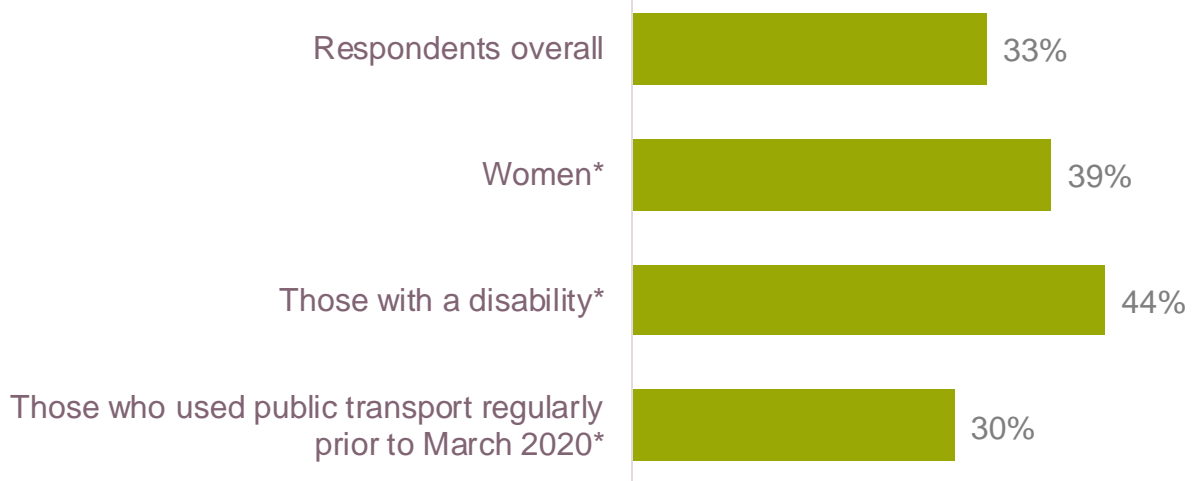
Base: W59 1,818

% Agree



■ Strongly agree
 ■ Tend to agree
 ■ Neither / nor
 ■ Tend to disagree
 ■ Strongly disagree

% Agree



Base excludes don't know/not applicable answers

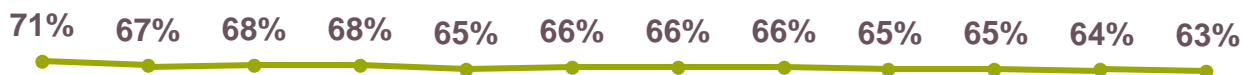
* Denotes statistically significant difference from respondents overall

Around two-thirds have been avoiding unnecessary activities due to the coronavirus


I have been avoiding unnecessary activities due to the coronavirus

Base: W59 1,942

% Agree

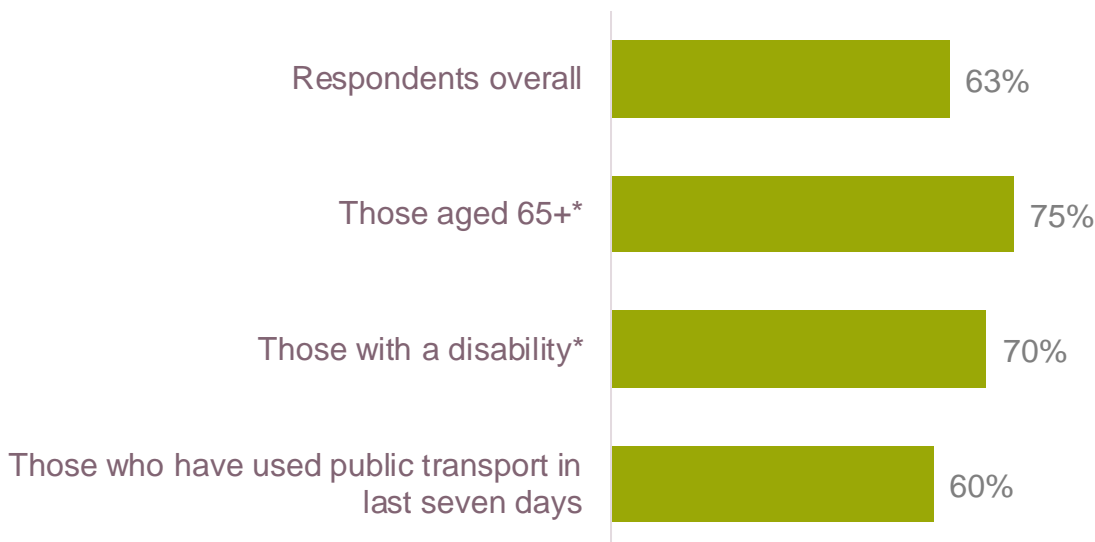


28-30 May 4-6 Jun 11-13 Jun 18-20 Jun 25-27 Jun 2-4 Jul 9-11 Jul 16-18 Jul 23-25 Jul 30 Jul-1 Aug 13-15 Aug 27-29 Aug



■ Strongly agree ■ Tend to agree ■ Neither / nor ■ Tend to disagree ■ Strongly disagree

% Agree



Base excludes don't know/not applicable answers

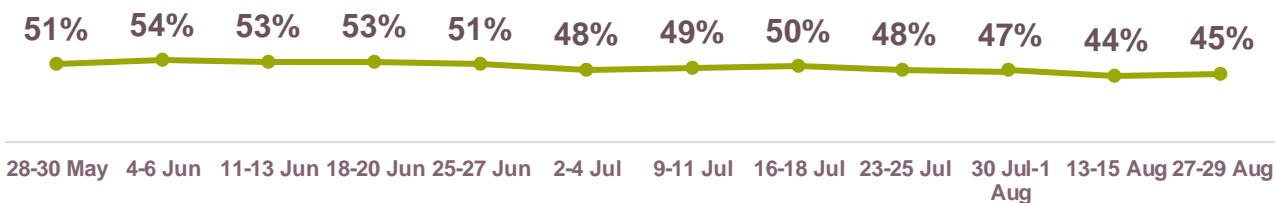
* Denotes statistically significant difference from respondents overall

Just over two in five say that they won't use public transport unless social distancing is in place

I won't use public transport unless social distancing is in place

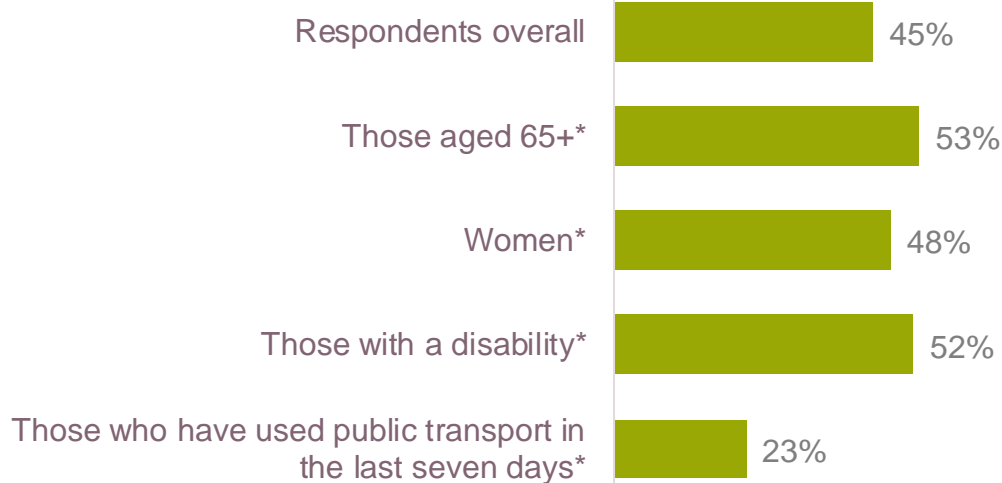
Base: W59 1,802

% Agree



■ Strongly agree ■ Tend to agree ■ Neither / nor ■ Tend to disagree ■ Strongly disagree

% Agree



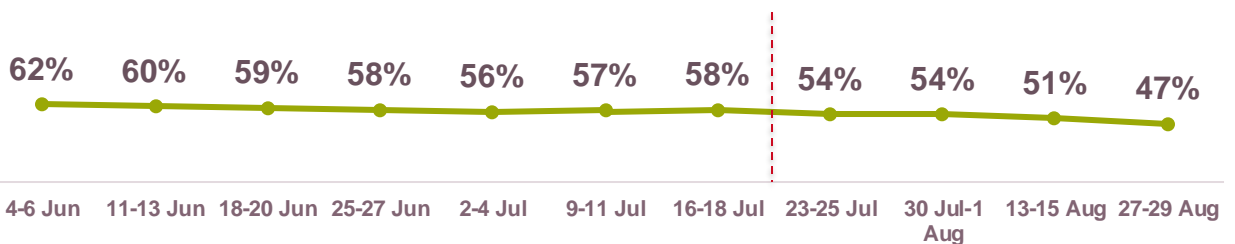
Base excludes don't know/not applicable answers

* Denotes statistically significant difference from respondents overall

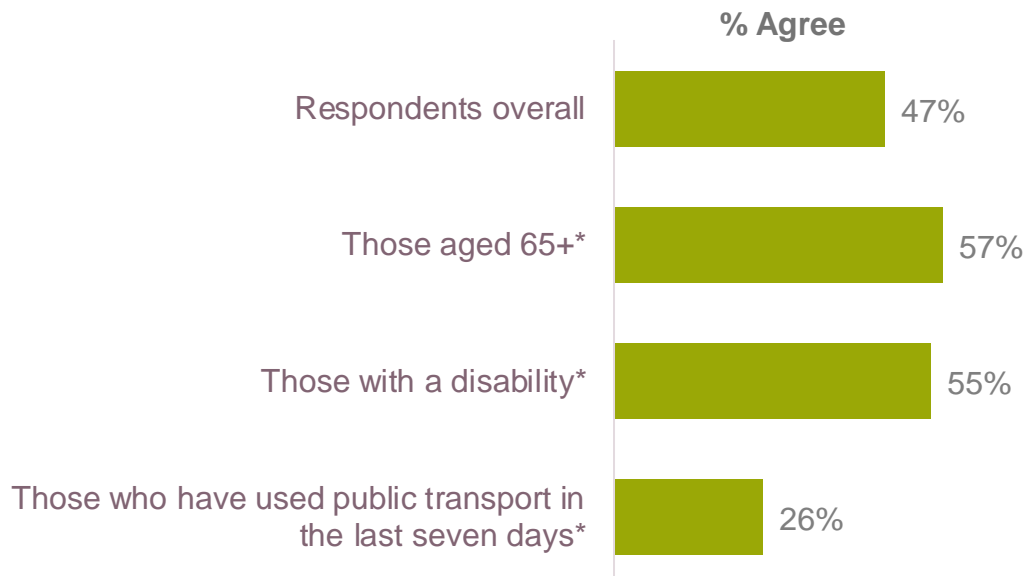
Half say that they won't use public transport unless passengers are required to wear face coverings

I won't use public transport unless passengers are required to wear face coverings

Base: W59 1,809



■ Strongly agree
 ■ Tend to agree
 ■ Neither / nor
 ■ Tend to disagree
 ■ Strongly disagree



Base excludes don't know/not applicable answers

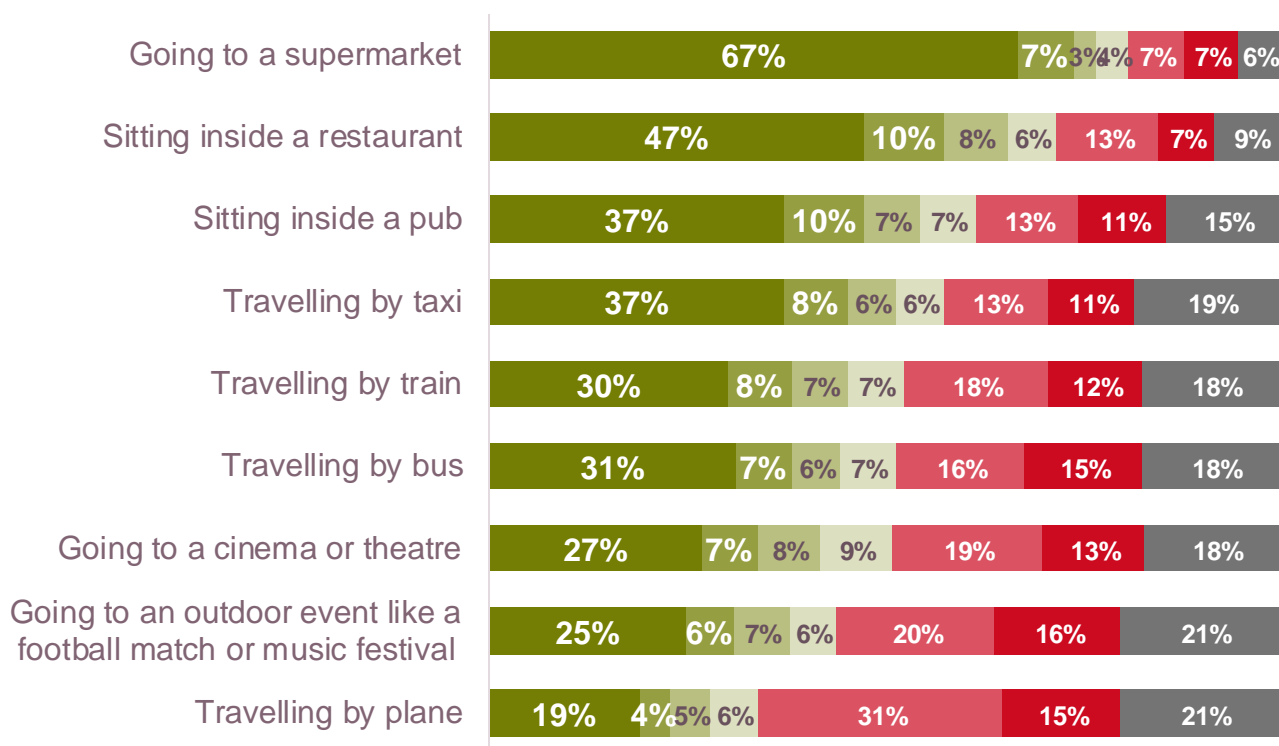
* Denotes statistically significant difference from respondents overall

Legal requirement to wear a face covering on public transport in England dropped on the 19th July

Around three in ten feel currently feel as comfortable using buses and trains now as they did before the pandemic, while a further one in five expect to feel this comfortable doing so within the next 6 months

When do you think you will feel as comfortable doing each of the following activities as you felt before the Covid-19 pandemic?

Base: W59 2,000



- Now - I am already as comfortable as I was before the pandemic
- In the next month
- In the next 2-3 months
- In the next 3-6 months
- More than 6 months
- Never
- I don't know

Those who used buses or trains regularly prior to March 2020 are more likely than others to feel as comfortable using trains or buses now as they did before the pandemic

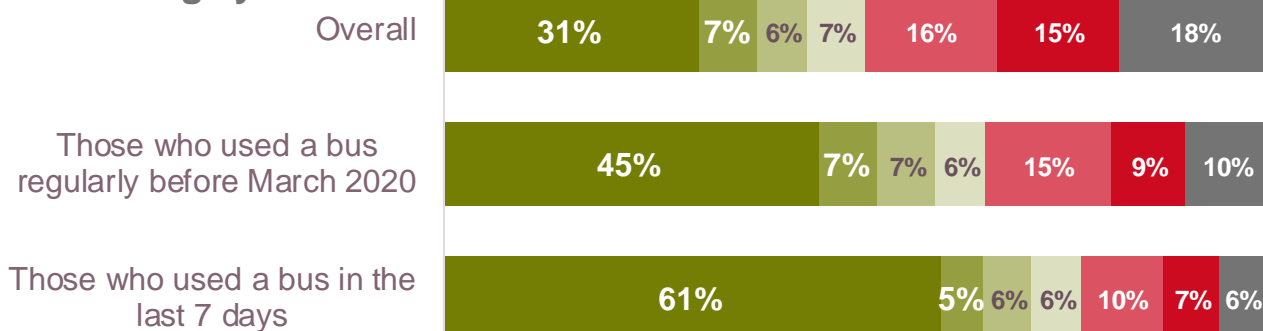
When do you think you will feel as comfortable doing each of the following activities as you felt before the Covid-19 pandemic?

Base: W59 Overall – 2,000

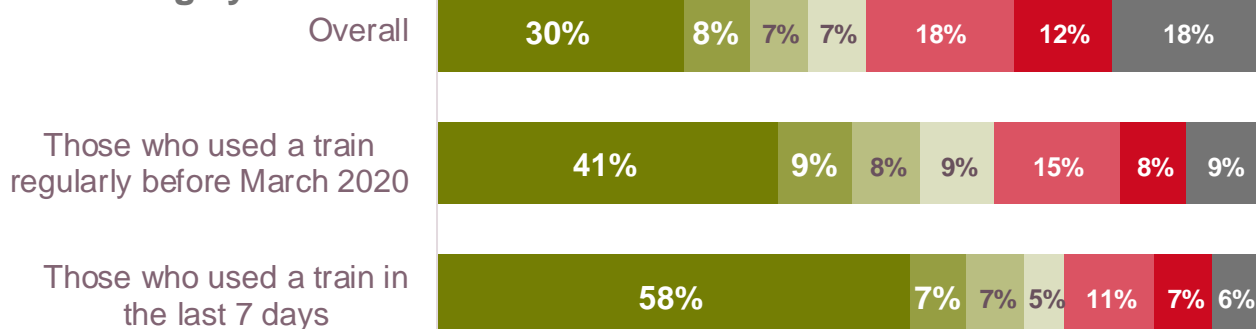
Previous bus / train users (668 / 511)

Those who have used a bus / train in the last 7 days (291 / 156)

Travelling by bus



Travelling by train



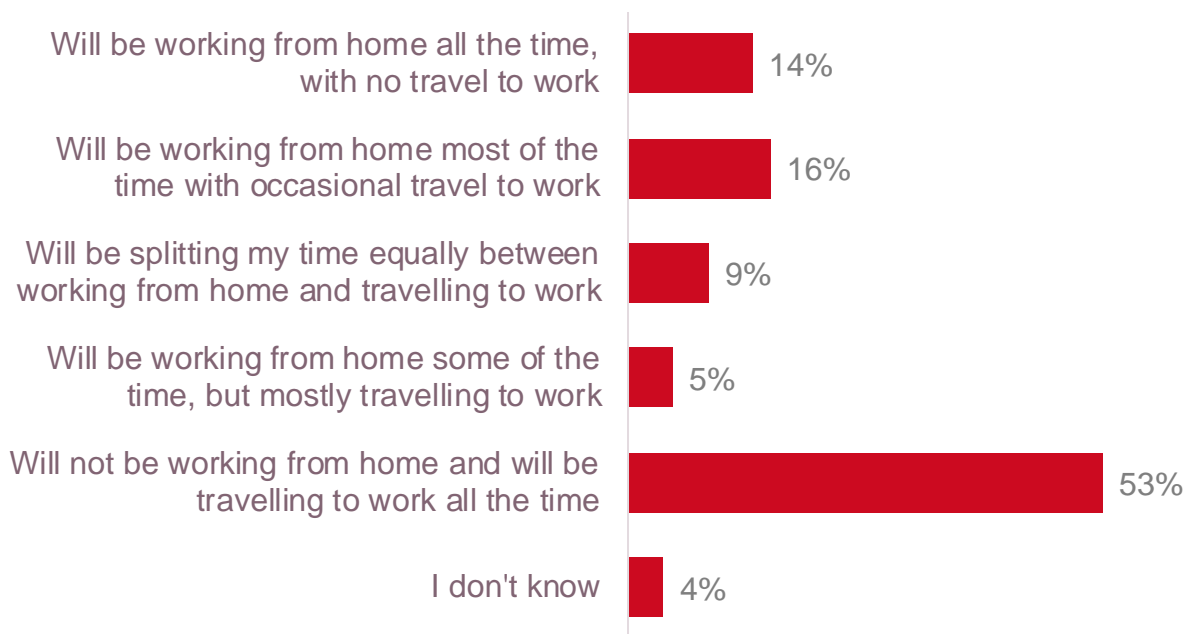
- Now - I am already as comfortable as I was before the pandemic
- In the next month
- In the next 2-3 months
- In the next 3-6 months
- More than 6 months
- Never
- I don't know

Around half of those who are working expect to be travelling to work all the time in the next month. One in five expect that they will travel to or from work more often next month than they did previously.

Which of the following statements best applies to you?

In the next month it is most likely that I...

Base: All those who are currently working full or part time (1,125)



Leaving aside any time off for holidays, how does this compare with your work travel over the last month?

Base: All those who are currently working full or part time who have an idea on the extent of their work travel on the next month (1,087)



- More travel to and from work
- The same amount of travel to or from work
- Less travel to or from work

For 43 per cent of those who expect to be working from home most of the time, this represents more travel to or from work compared with last month

Leaving aside any time off for holidays, how does this compare with your work travel over the last month?

Base: All those who are currently working full or part time who have an idea on the extent of their work travel on the next month



Those working who have an idea on the extent of their work travel overall (1,087).
 Those working from home all the time (159), those mostly working from home (177),
 those splitting their time equally between work and home (96), those mostly travelling to
 work (56), those travelling to work all the time (599)

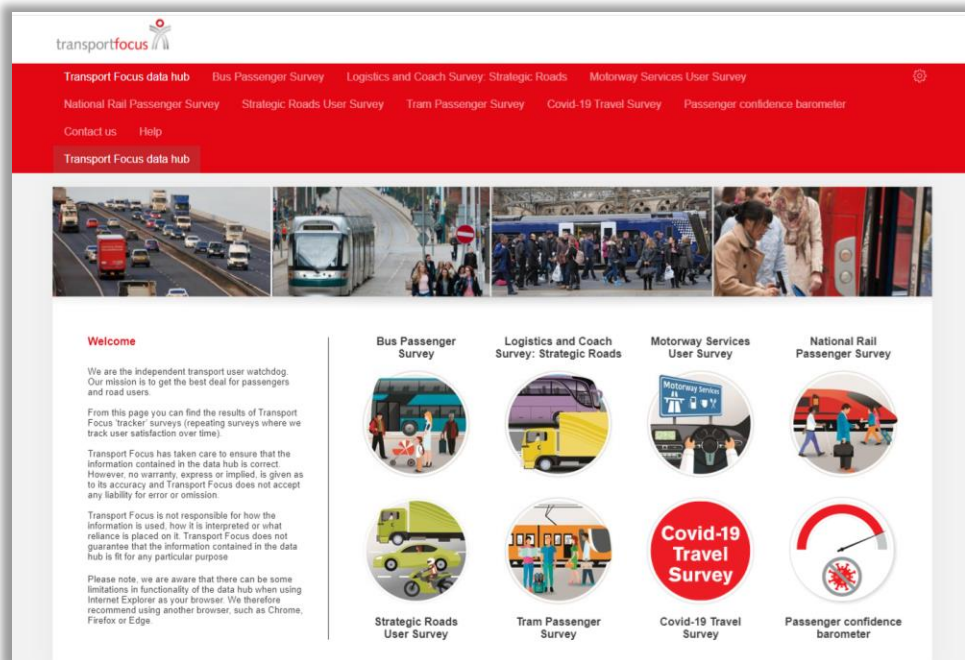
Transport Focus Data Hub

All the results from this wave and previous waves of this research are available for your own analysis on the Transport Focus Data Hub.

The data is available for anyone to view at:

www.transportfocus.org.uk/data-hub

You can access the survey by clicking on 'Covid-19 Travel Survey'



Please note:

Data from new waves of the survey is uploaded and made available on each Friday morning. The survey may be unavailable on the hub on Thursday afternoon while the upload of new data takes place.

Survey method and sample breakdown – week 59

- c.2000 online interviews per wave. Using Yonder Consulting omnibus.
- Nationally representative of Great British population – not all respondents are passengers on public transport.
- Those who have provided a response are excluded from the subsequent wave of research.
- Fieldwork repeated every weekend. Wave 59 fieldwork: 27-29 August
- The analysis of attitudinal questions excludes responses from those who don't have an opinion or who say that the question is not applicable to them.

Sample size by age groups and gender

	TOTAL	18-24	25-34	35-44	45-54	55-64	65+	Male	Female
Wave 59	2,010	213	332	333	348	306	478	973	1,037

Sample size by region

	Scotland	North East	North West	Yorks & Humber	West Midlands	East Midlands	Wales	Eastern	London	South East	South West
Wave 59	190	88	218	160	139	161	100	208	232	319	195