



# Travel during Covid-19

Tracking research - wave 55

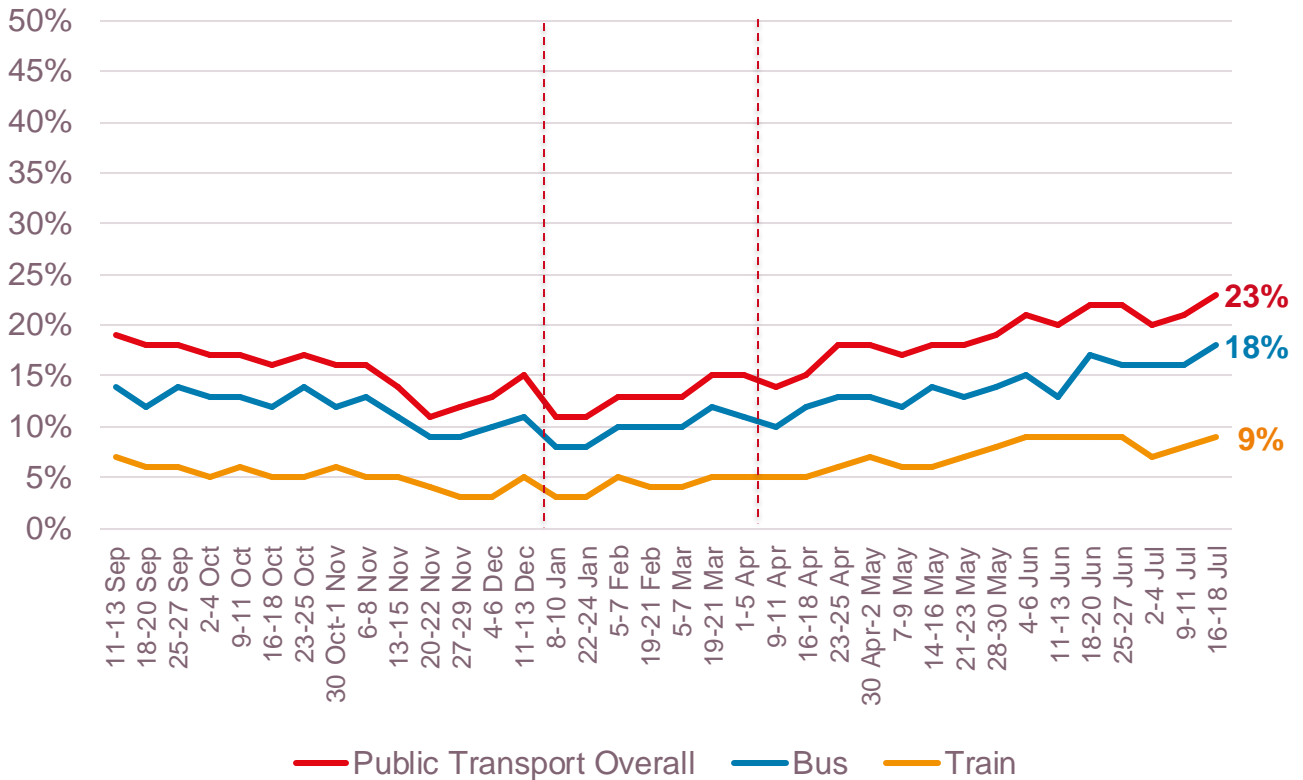
23 July 2021

# Travel during Covid-19: omnibus wave 55

## Use of public transport has increased

### Use of public transport in last seven days – Great Britain

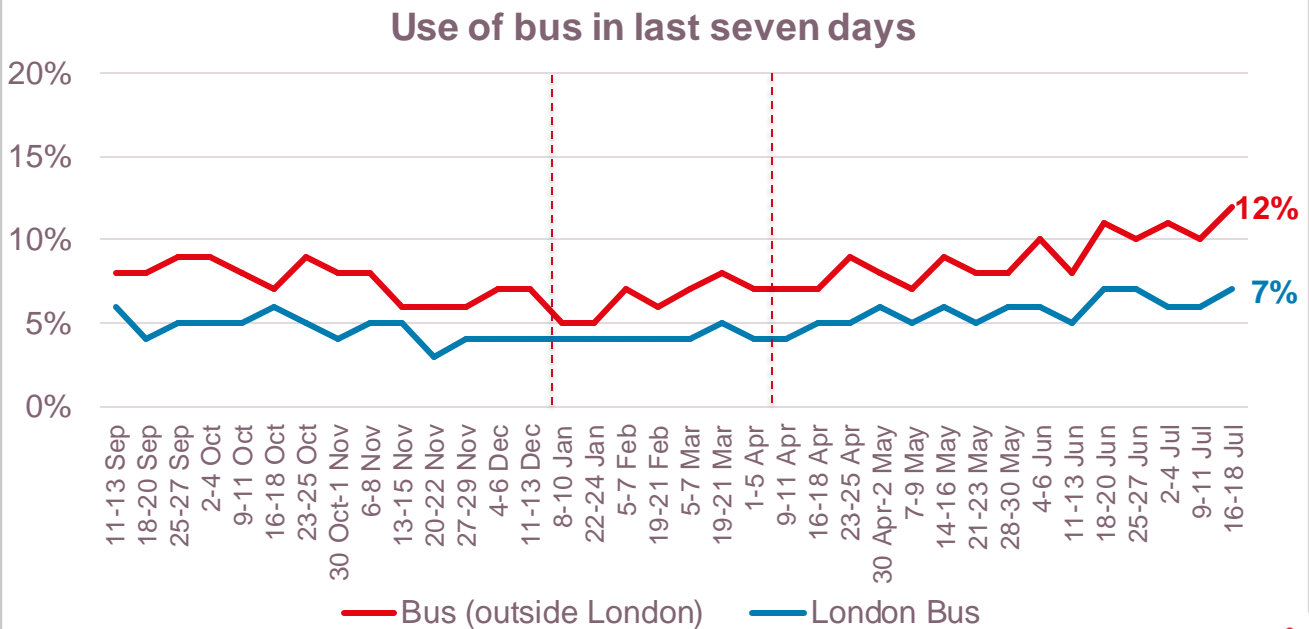
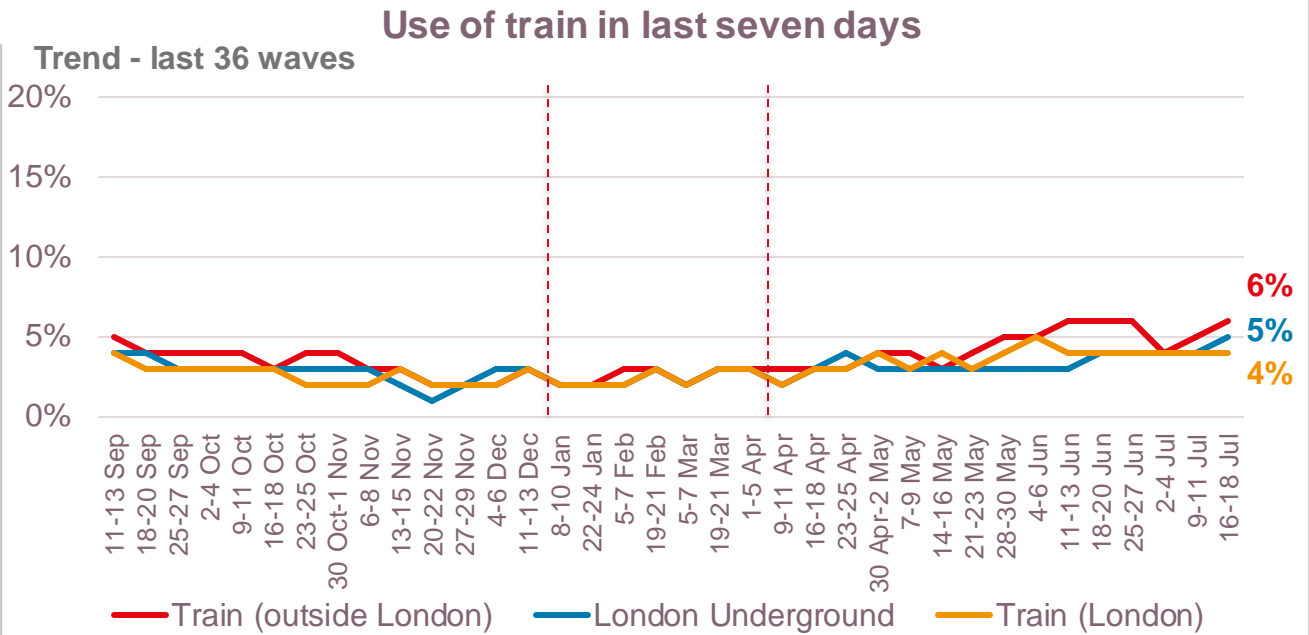
Trend - last 36 waves



----- Changed from 'last 7 days' to 'last two weeks' between week 34 (8-10 Jan) and week 40 (1-5 April)

# Travel during Covid-19: omnibus wave 55

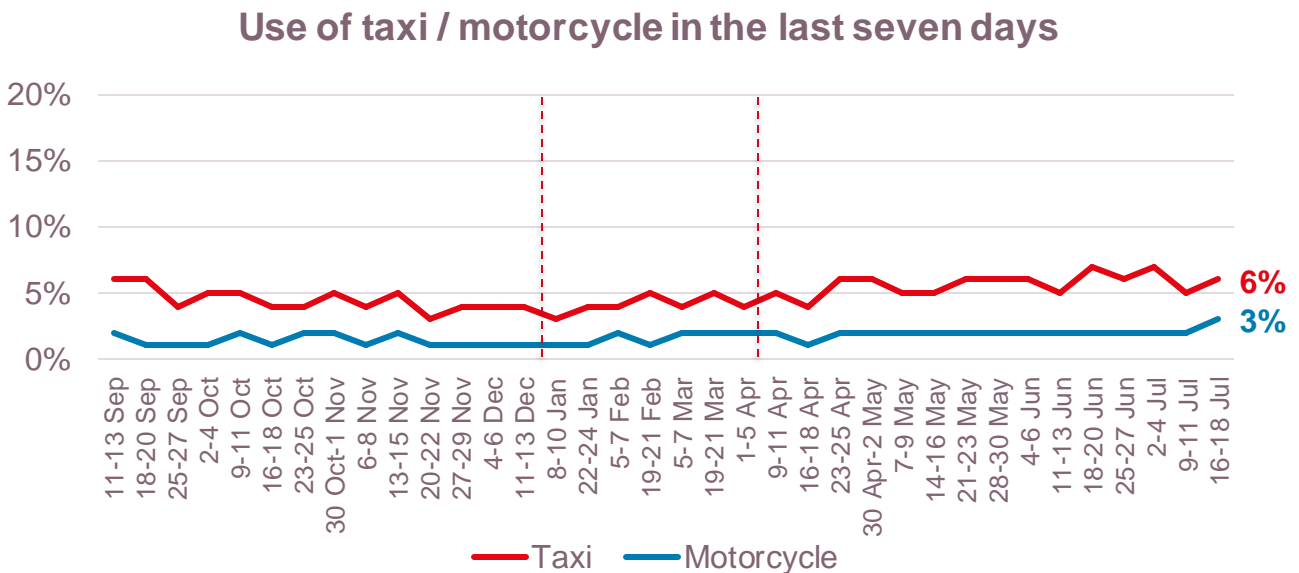
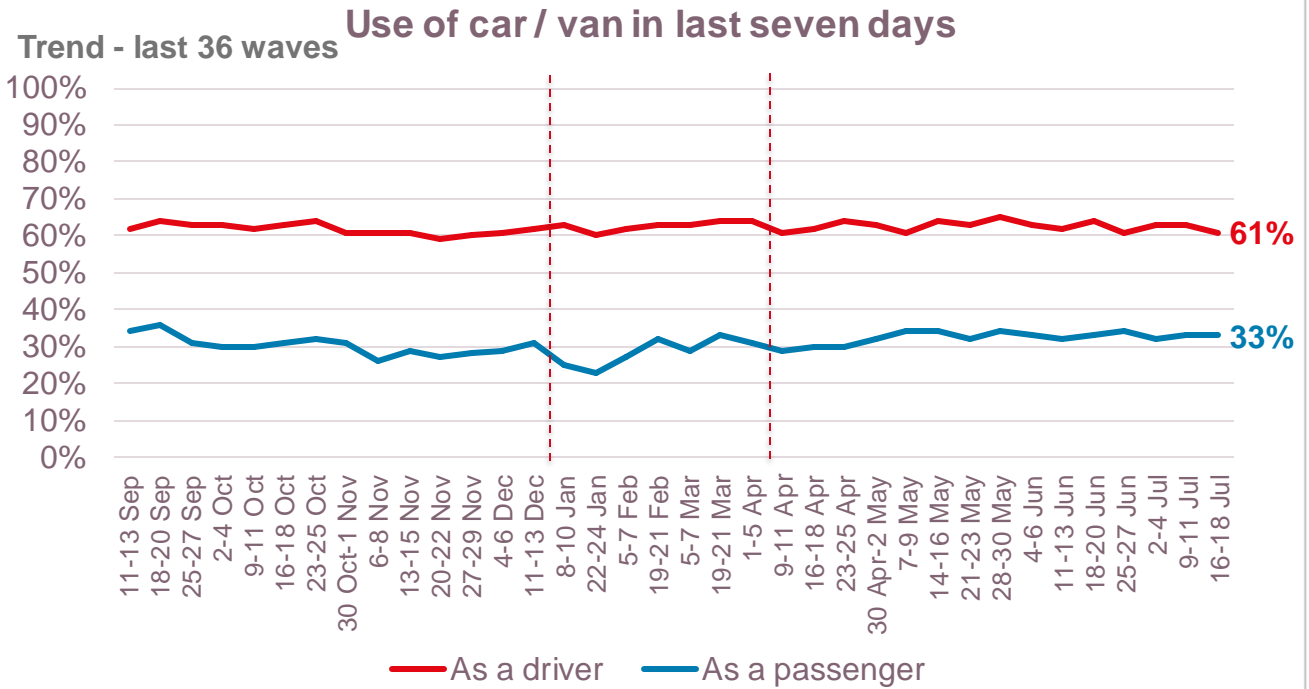
## Greater proportions have used trains and buses



--- Changed from 'last 7 days' to 'last two weeks' between week 34 (8-10 Jan) and week 40 (1-5 April)

# Travel during Covid-19: omnibus wave 55

## Road use is largely consistent



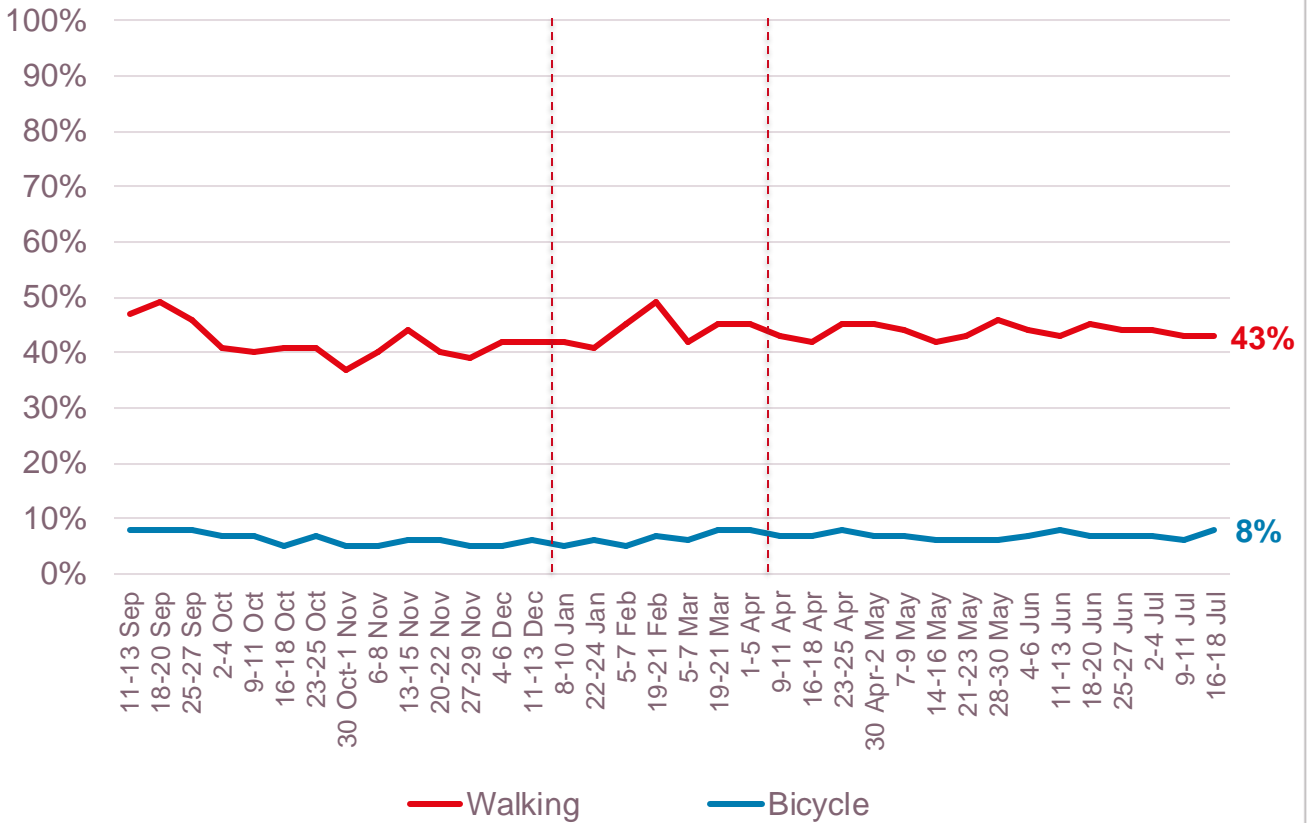
--- Changed from 'last 7 days' to 'last two weeks' between week 34 (8-10 Jan) and week 40 (1-5 April)

# Travel during Covid-19: omnibus wave 55

## More than two in five have made journeys on foot, while fewer have cycled

Use of other modes of transport in the last seven days

Trend - last 36 waves

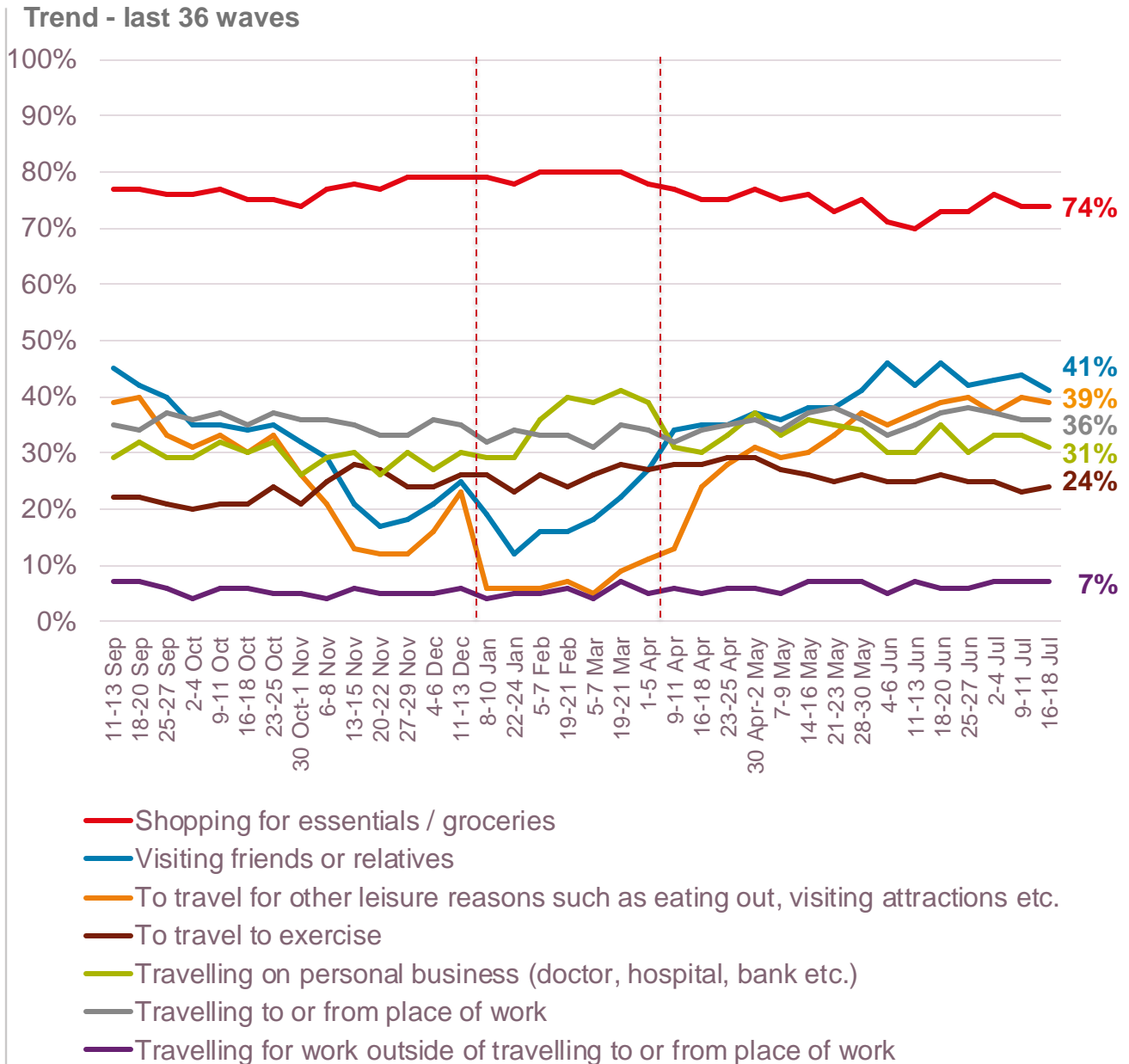


..... Changed from 'last 7 days' to 'last two weeks' between week 34 (8-10 Jan) and week 40 (1-5 April)

# Travel during Covid-19: omnibus wave 55

Two in five have made journeys for leisure reasons, while less than two in five have made journeys to travel to or from work

Reasons for making journeys in the last seven days

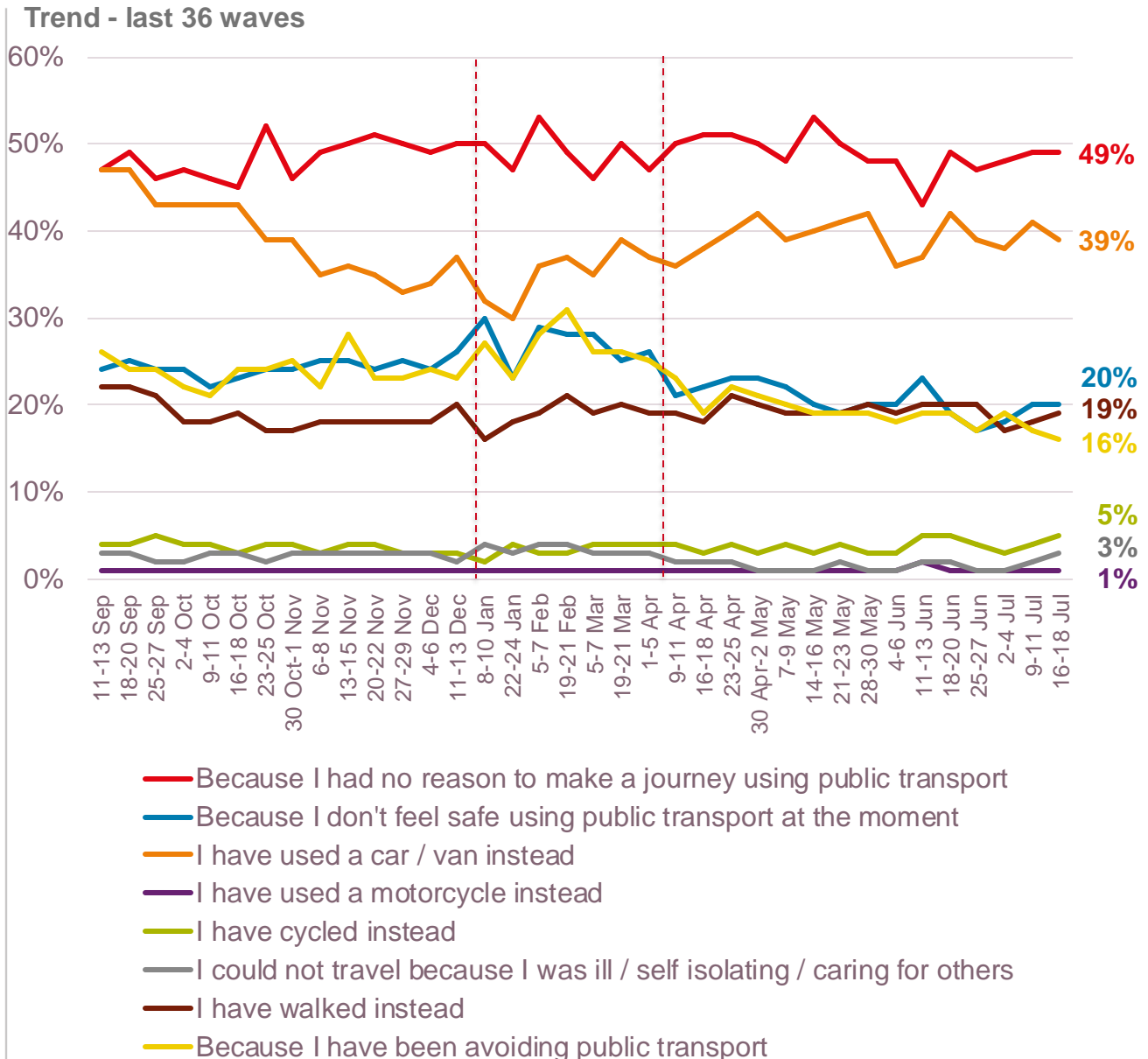


--- Changed from 'last 7 days' to 'last two weeks' between week 34 (8-10 Jan) and week 40 (1-5 April)

# Travel during Covid-19: omnibus wave 55

One in five haven't used public transport because they don't feel safe to do so, while falling proportions have been avoiding doing so

## Reasons public transport not used in the last seven days

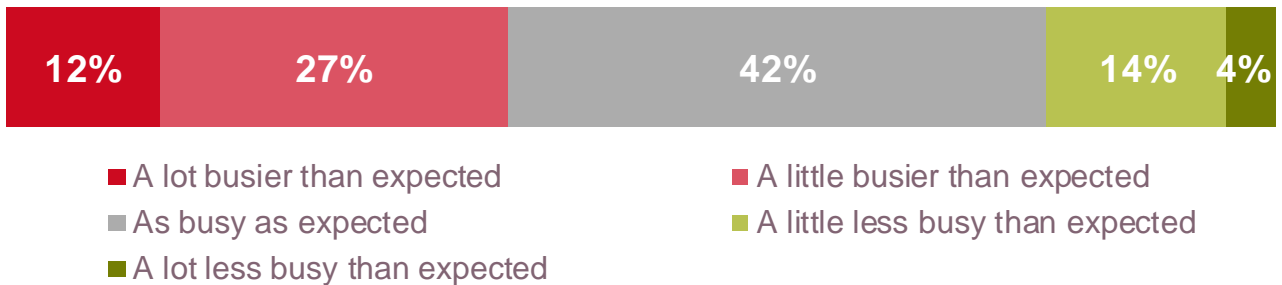


Changed from 'last 7 days' to 'last two weeks' between week 34 (8-10 Jan) and week 40 (1-5 April)

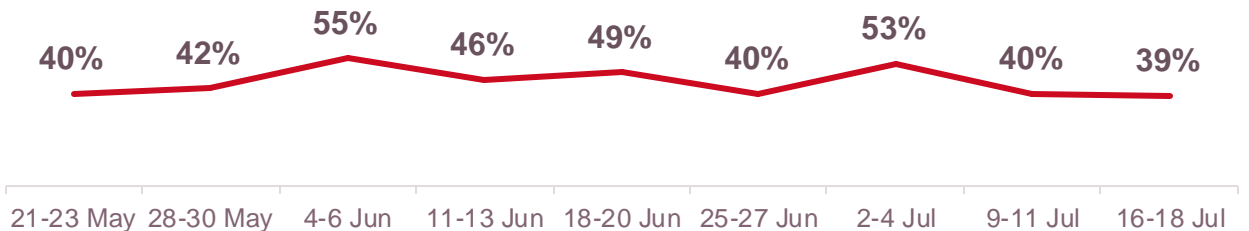
# Two in five of those who have used a train in the last seven days found it to be busier than they expected

On the last occasion that you made a journey by train, was it..?

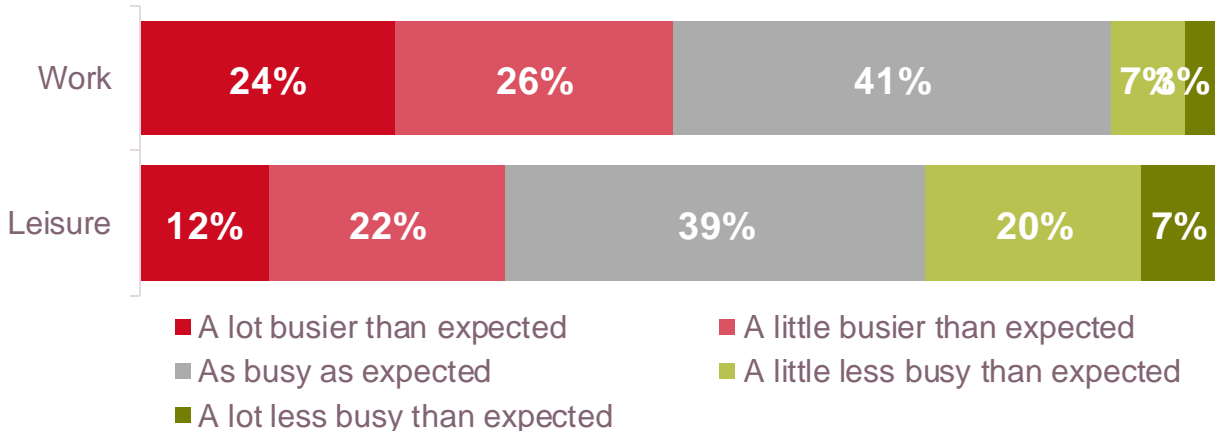
Base: All making journeys by train. W55 - 175



## Trend - % busier



## Perception of busyness by journey purpose – W54+W55 combined\*



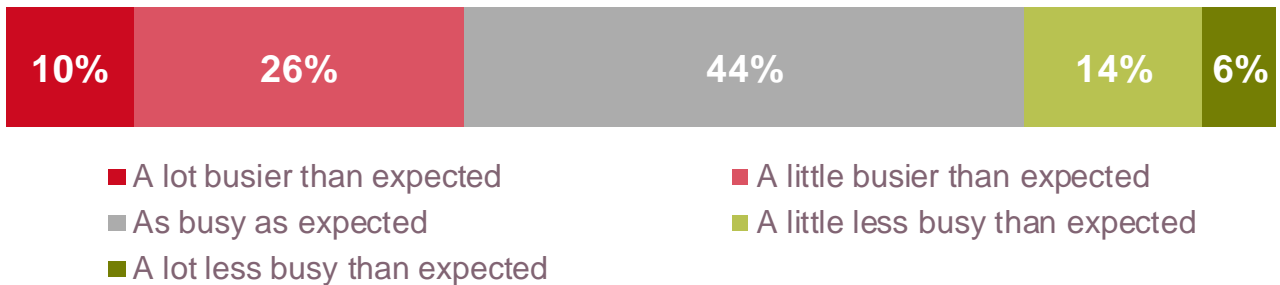
\*Base: Those who used trains between 2 and 18 July to make journeys for work (96), for leisure (195)



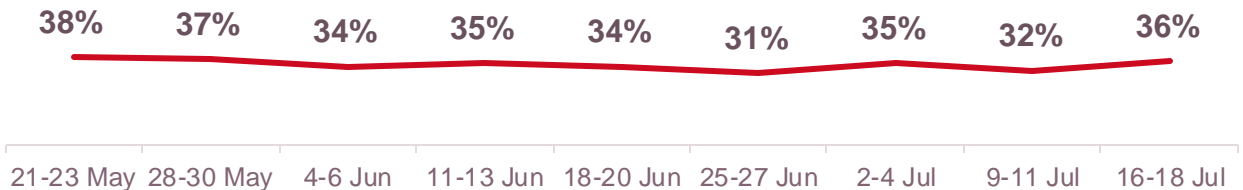
# More than a third of those who have used a bus outside London in the last seven days found it to be busier than they expected

On the last occasion that you made a journey by bus, was it..?

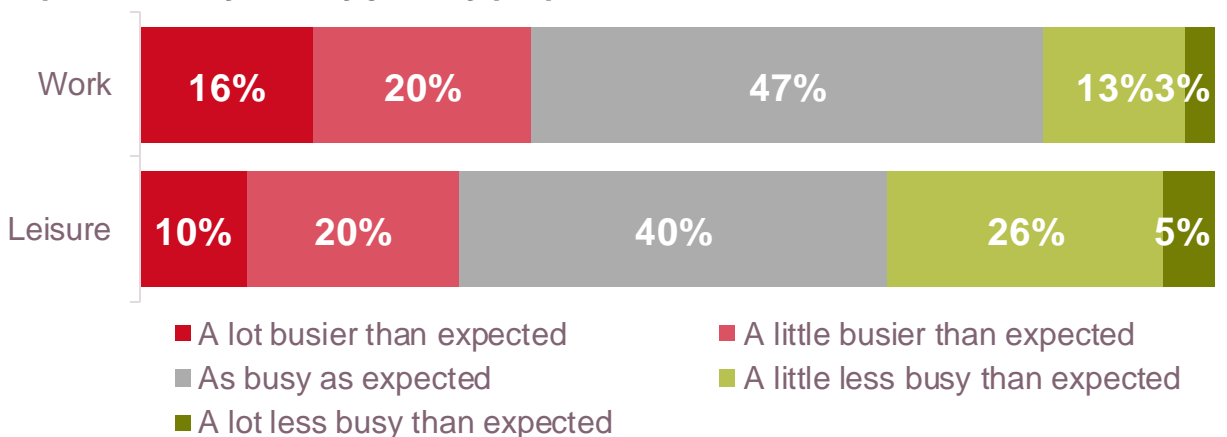
Base: All making journeys by bus outside London. W55 - 245



## Trend - % busier



## Perception of busyness by journey purpose – W54+W55 combined\*

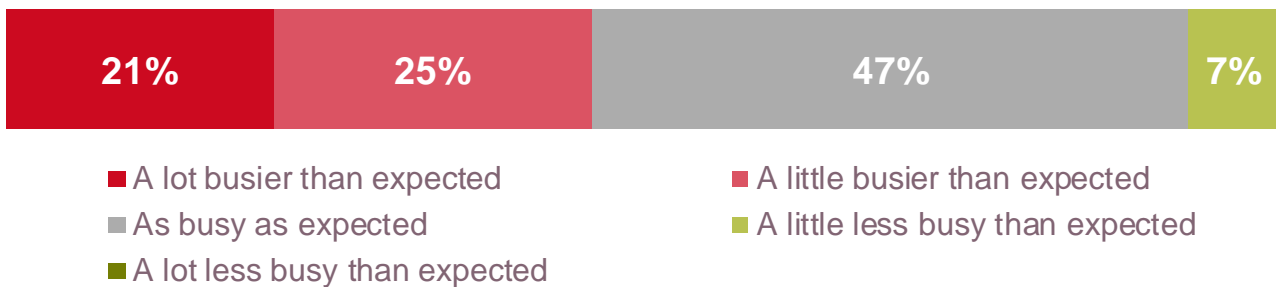


\*Base: Those who used buses outside London between 2 and 18 July to make journeys for work (120), for leisure (261)

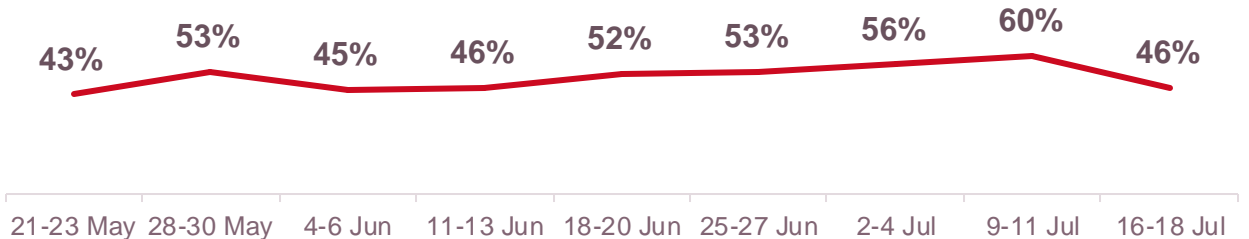
# Less than half of those who have used a London bus in the last seven days found it to be busier than they expected

On the last occasion that you made a journey by bus, was it..?

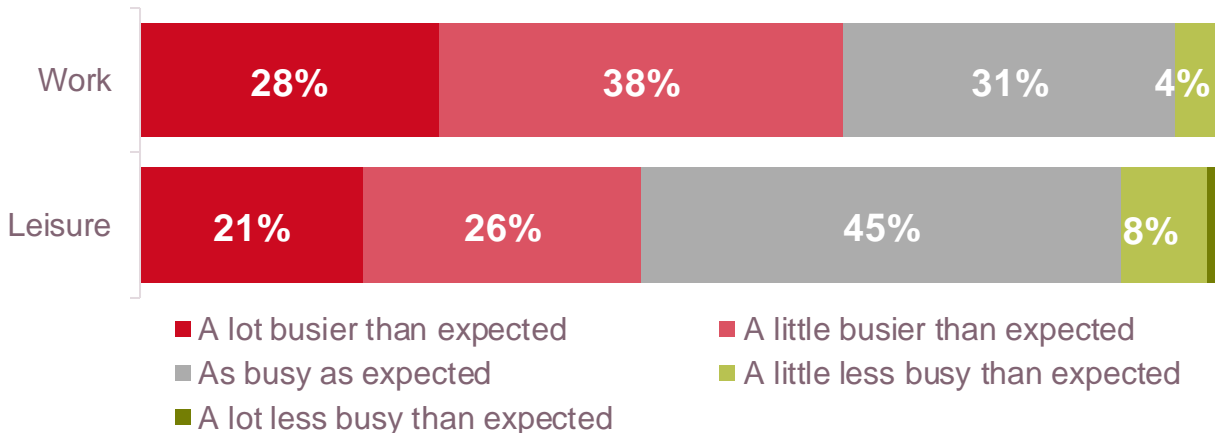
Base: All making journeys by London bus. W55 - 139



## Trend - % busier



## Perception of busyness by journey purpose – W54+W55 combined\*



\*Base: Those who used London buses between 2 and 18 July to make journeys for work (71), for leisure (135)

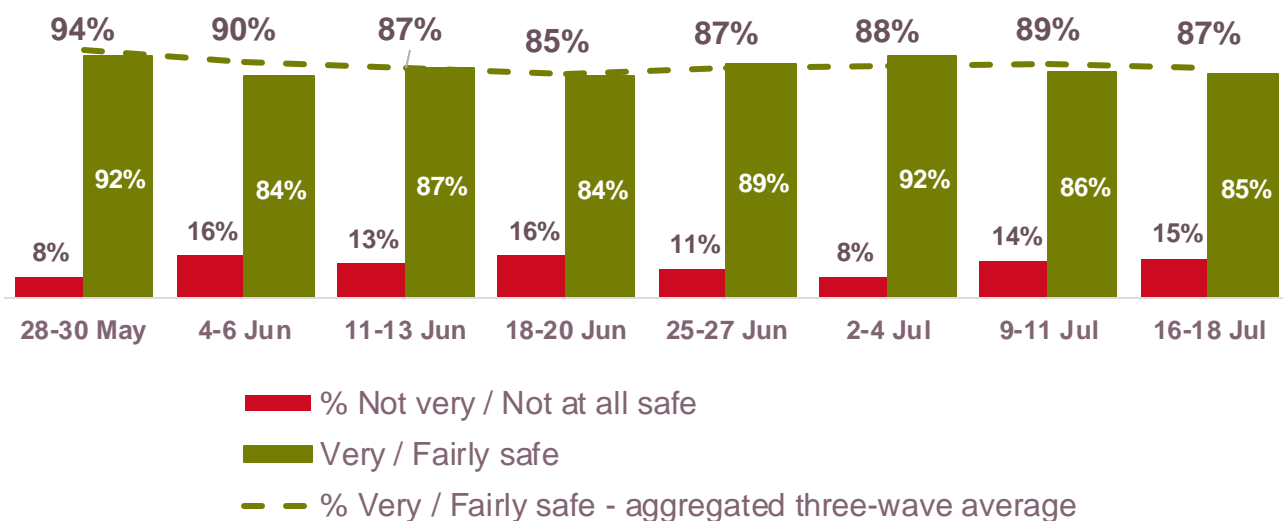
# Around nine in ten of those making train journeys in the last seven days say that they felt safe doing so

Specifically in relation to coronavirus, how safe do you feel at the moment when using trains?

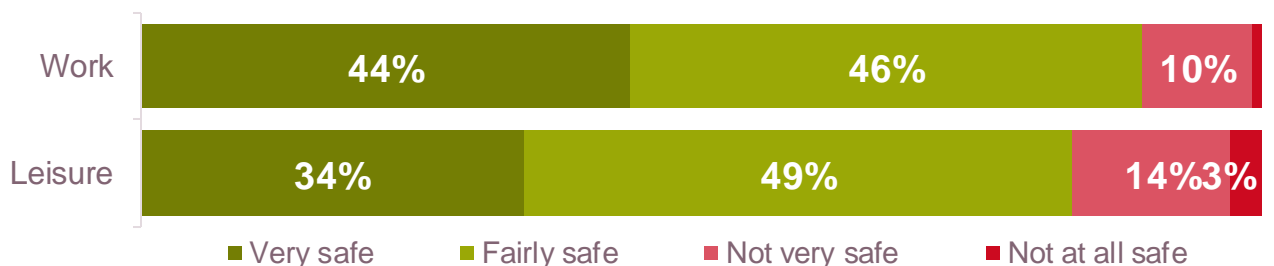
Base: All making journeys by train, W55 – 175



## Trend - last eight waves



## Perception of safety by journey purpose – W54+W55 combined\*



\*Base: Those who used trains between 25 and 18 July to make journeys for work (96), for leisure (195)

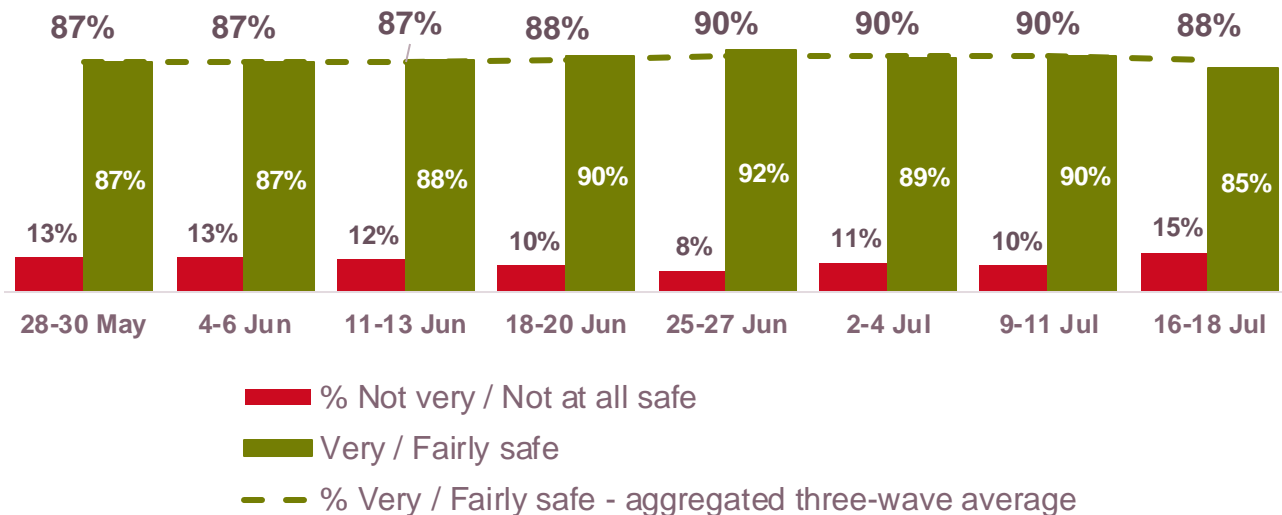
# Almost nine in ten of those making journeys by bus outside London in the last seven days say that they felt safe doing so

Specifically in relation to coronavirus, how safe do you feel at the moment when using buses?

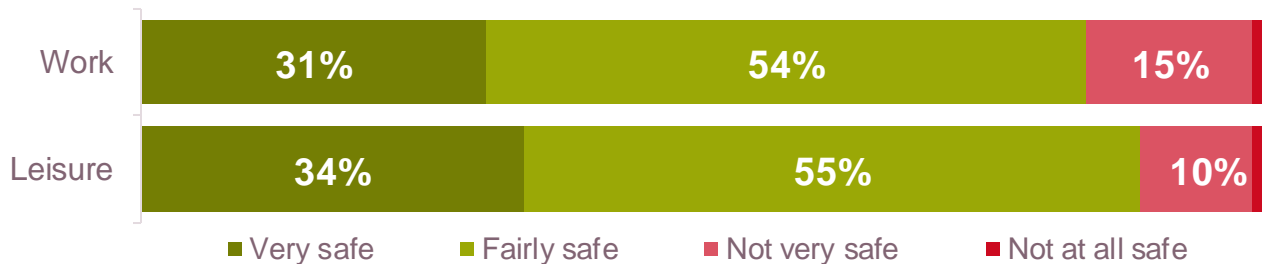
Base: All making journeys by bus outside London, W55 – 245



## Trend - last eight waves



## Perception of safety by journey purpose – W54+W55 combined\*



\*Base: Those who used buses outside London between 2 and 18 July to make journeys for work (120), for leisure (261)

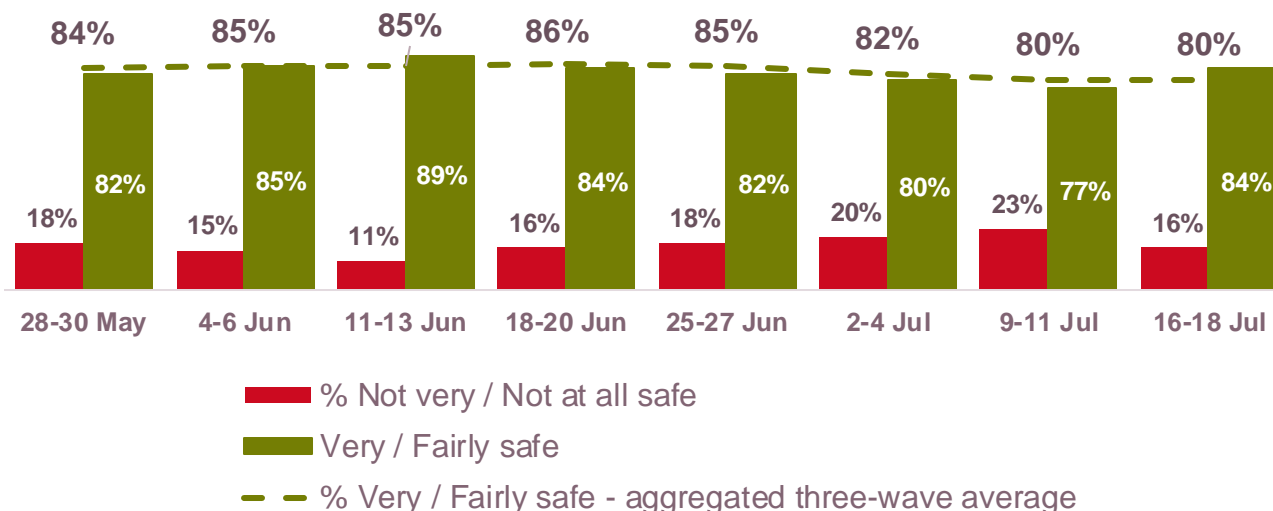
# Around four in five of those making journeys by bus in London in the last seven days say that they felt safe doing so

Specifically in relation to coronavirus, how safe do you feel at the moment when using buses?

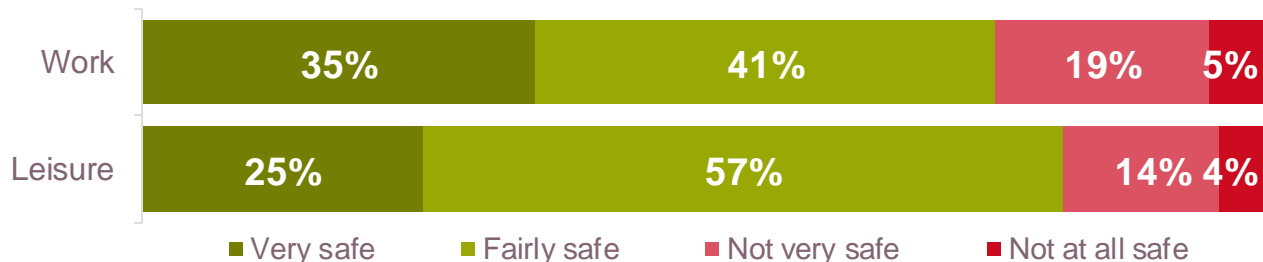
Base: All making journeys by London Bus, W55 – 139



## Trend - last eight waves



## Perception of safety by journey purpose – W54+W55 combined\*



\*Base: Those who used London buses between 25 and 18 July to make journeys for work (71), for leisure (135)

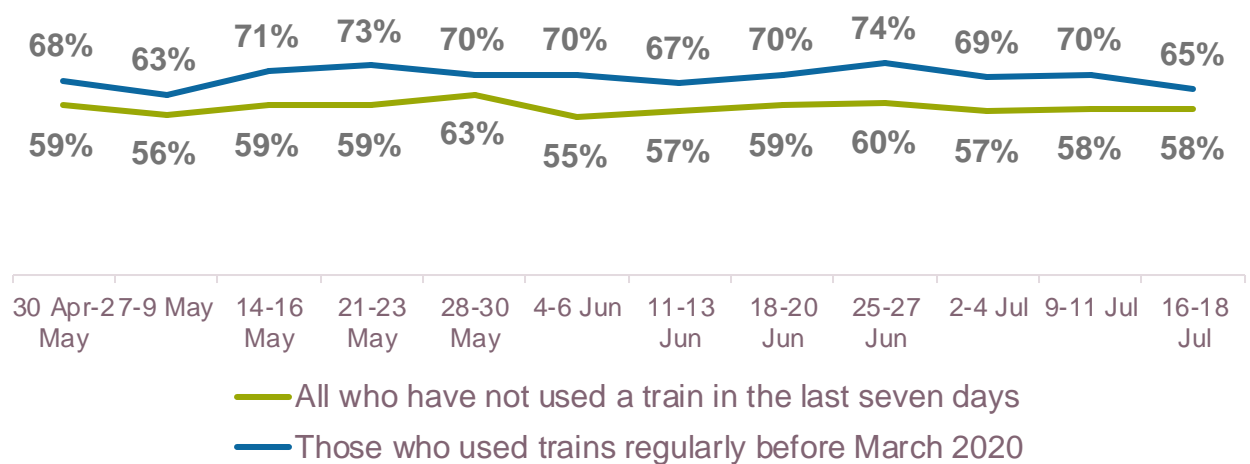
# Less than three in five of those who have not used a train in the last seven days say that they would feel safe doing so

Specifically in relation to coronavirus, if you had to make a journey at the moment, how safe would you feel making a journey by train?

Base: All *excluding* those making journeys by train, W55 – 1,811



## Trend - last twelve waves



Base: All who used trains regularly before March 2020, but have not done so in the last seven days (353)

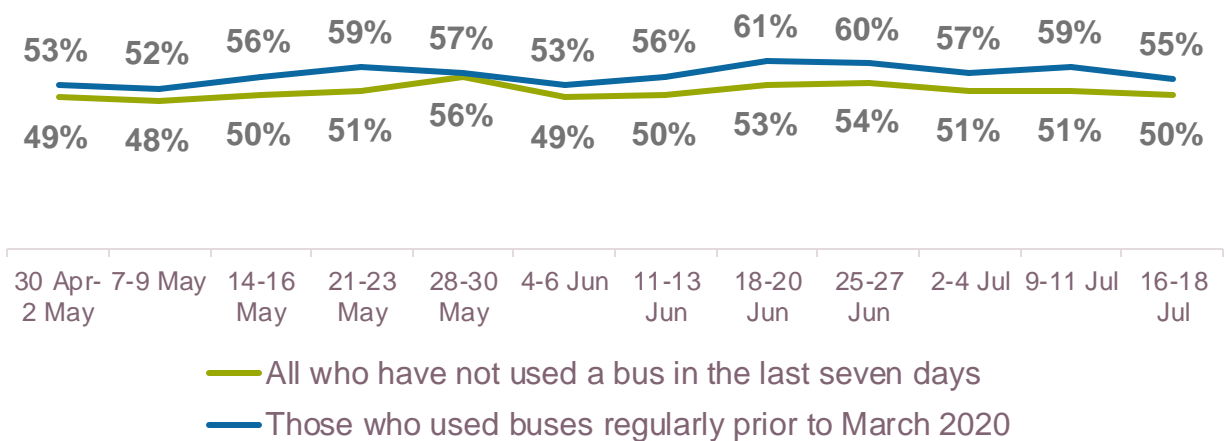
# Half of those who have not used a bus in the last seven days say they would feel safe doing so

Specifically in relation to coronavirus, if you had to make a journey at the moment, how safe would you feel making a journey by bus?

Base: All *excluding* those making journeys by bus, W55 – 1,623



## Trend - last twelve waves



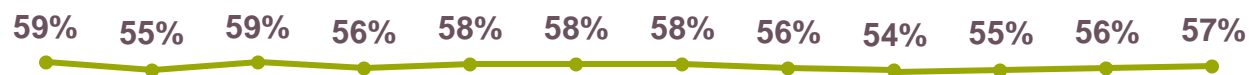
Base: All who used buses regularly before March 2020, but have not done so in the last seven days (413)

# For almost three in five Coronavirus is a major concern. Those who have a disability are more likely than others to agree.

## Coronavirus is a major concern for me

Base: W55 1,947

% Agree



30 Apr-2 May 7-9 May 14-16 May 21-23 May 28-30 May 4-6 Jun 11-13 Jun 18-20 Jun 25-27 Jun 2-4 Jul 9-11 Jul 16-18 Jul



■ Strongly agree ■ Tend to agree ■ Neither / nor ■ Tend to disagree ■ Strongly disagree

% Agree



Base excludes don't know/not applicable answers

\* Denotes statistically significant difference from respondents overall

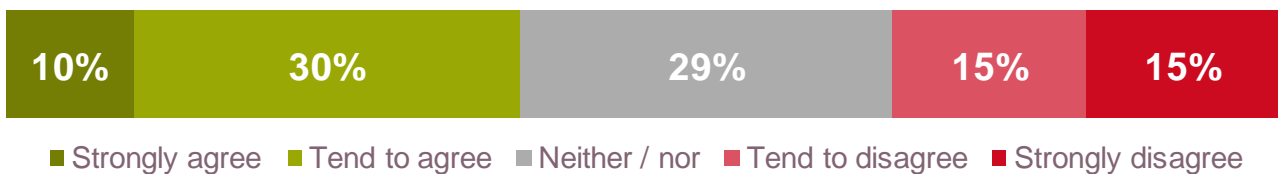
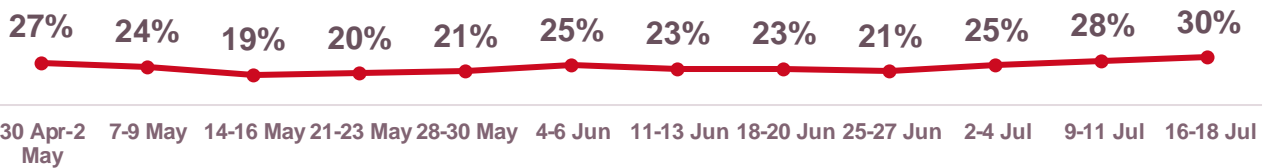


# Increasing proportions do not feel that enough is being done to ensure coronavirus safety on public transport

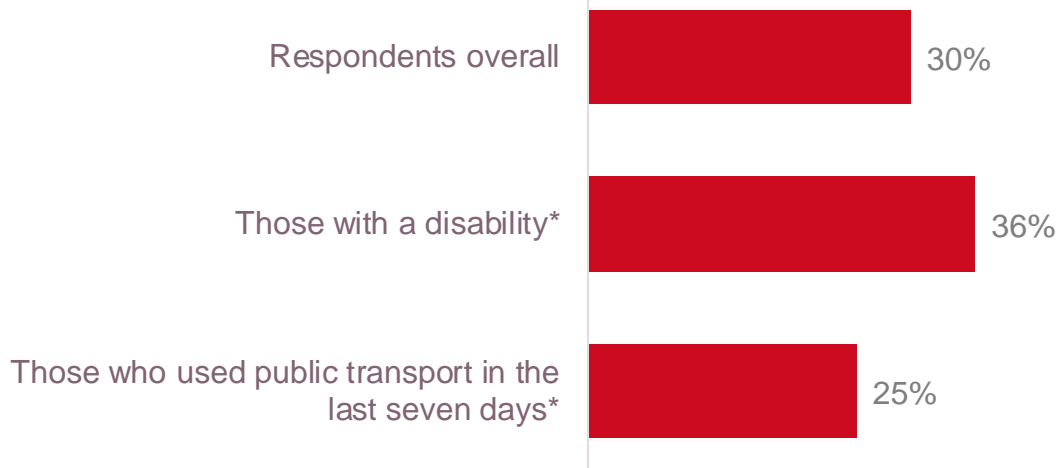
## Enough is being done to ensure coronavirus safety on public transport

Base: W55 1,679

% Disagree



% Disagree



Base excludes don't know/not applicable answers


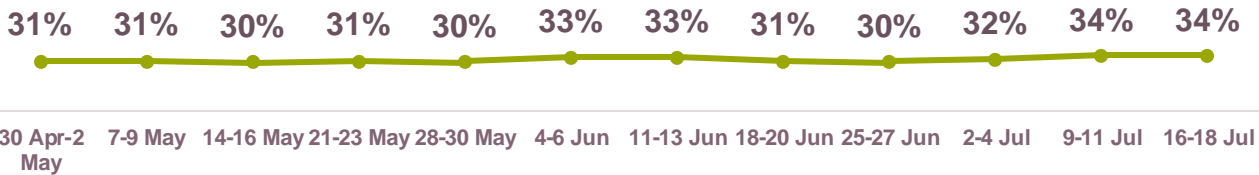
\* Denotes statistically significant difference from respondents overall

# A third say that they will never again feel completely comfortable on public transport

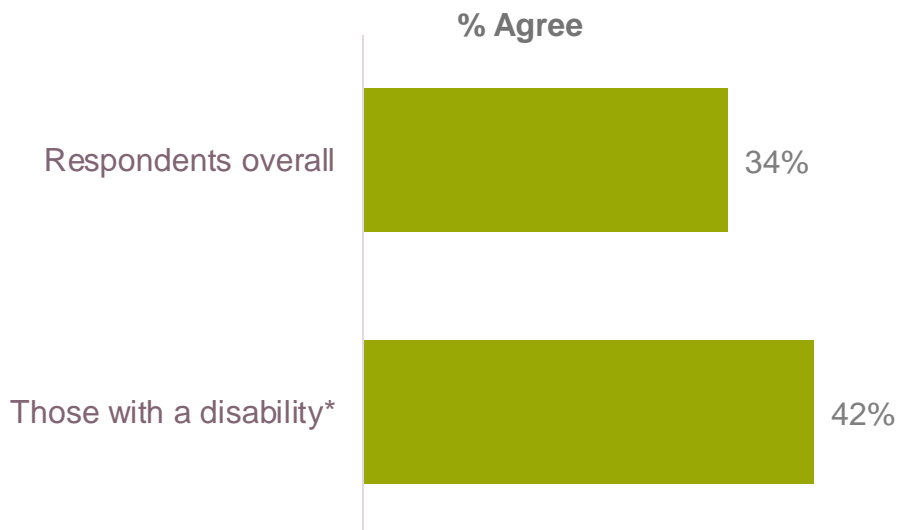
I will never again feel completely comfortable on public transport

Base: W55 1,800

% Agree



■ Strongly agree ■ Tend to agree ■ Neither / nor ■ Tend to disagree ■ Strongly disagree



Base excludes don't know/not applicable answers

\* Denotes statistically significant difference from respondents overall

# Two-thirds have been avoiding unnecessary activities due to the coronavirus

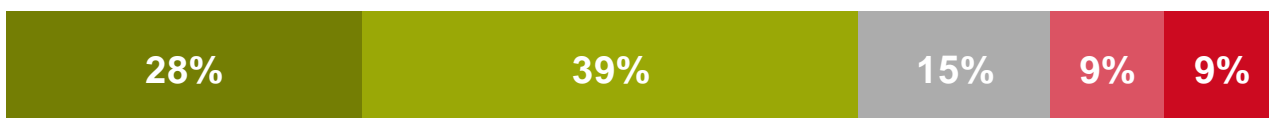
I have been avoiding unnecessary activities due to the coronavirus

Base: W55 1,926

% Agree

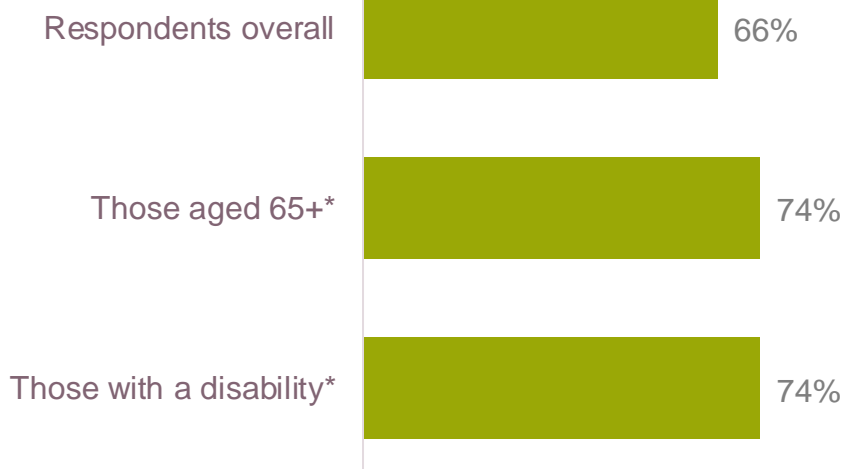


30 Apr-2 May 7-9 May 14-16 May 21-23 May 28-30 May 4-6 Jun 11-13 Jun 18-20 Jun 25-27 Jun 2-4 Jul 9-11 Jul 16-18 Jul



■ Strongly agree ■ Tend to agree ■ Neither / nor ■ Tend to disagree ■ Strongly disagree

% Agree

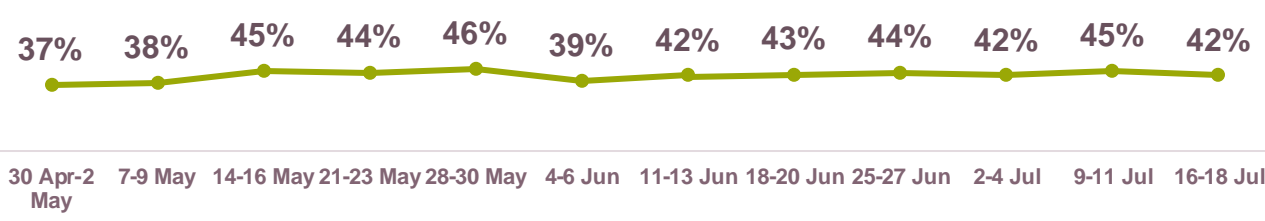


Base excludes don't know/not applicable answers

\* Denotes statistically significant difference from respondents overall

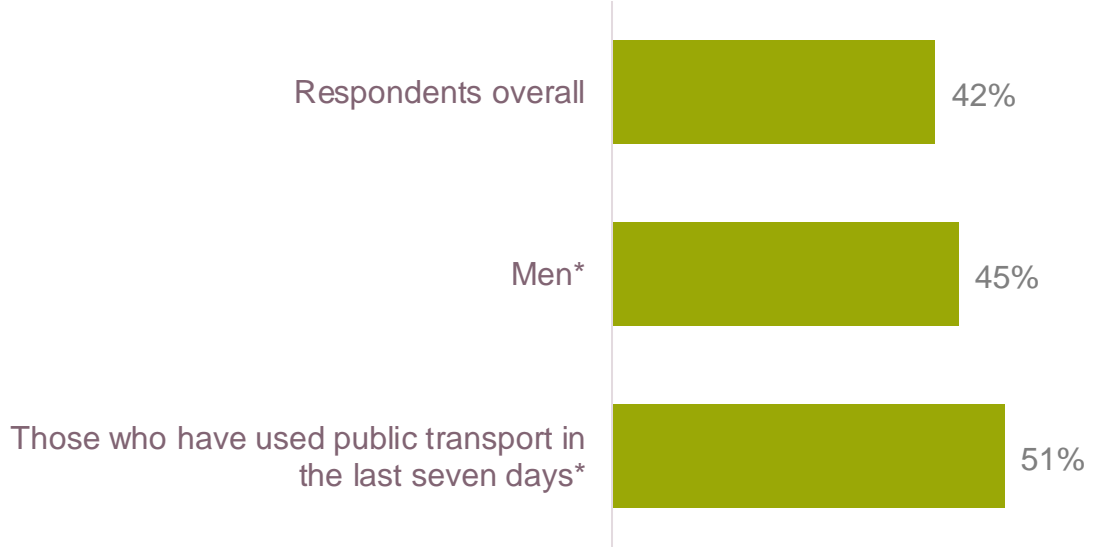
# Two in five say that as long as passengers are wearing face coverings, relaxing the social distancing on public transport makes sense to them

As long as passengers are wearing face coverings, relaxing the social distancing on public transport makes sense to me  
 Base: W55 1,847



■ Strongly agree 
 ■ Tend to agree 
 ■ Neither / nor 
 ■ Tend to disagree 
 ■ Strongly disagree

% Agree



Base excludes don't know/not applicable answers

\* Denotes statistically significant difference from respondents overall

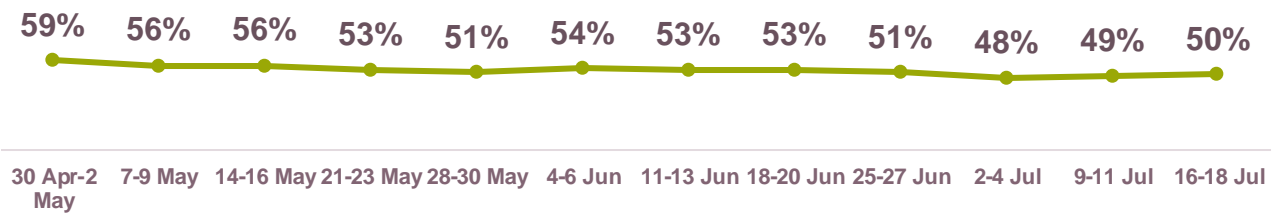


# A half say that they won't use public transport unless social distancing is in place

I won't use public transport unless social distancing is in place

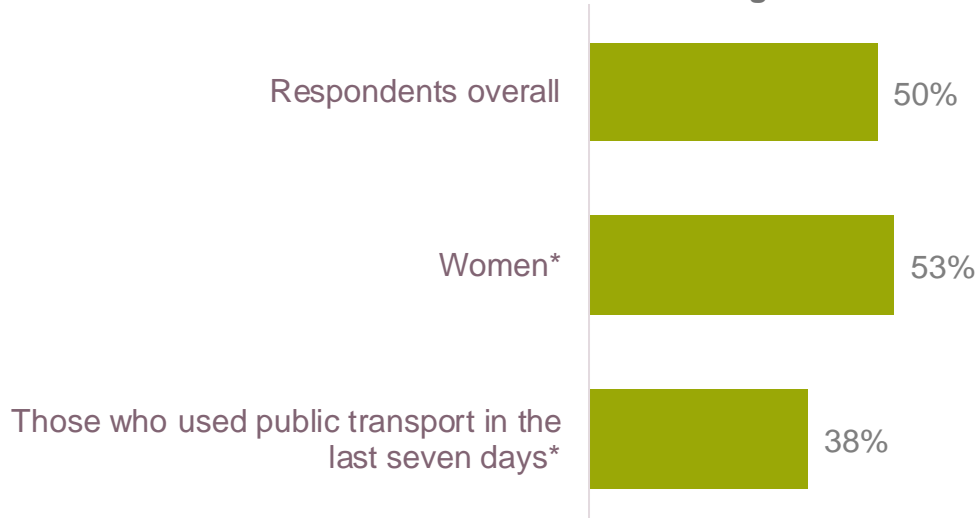
Base: W55 1,739

% Agree



■ Strongly agree ■ Tend to agree ■ Neither / nor ■ Tend to disagree ■ Strongly disagree

% Agree



Base excludes don't know/not applicable answers

\* Denotes statistically significant difference from respondents overall


# Just less than three in five say that they won't use public transport unless passengers are required to wear face coverings

**I won't use public transport unless passengers are required to wear face coverings**

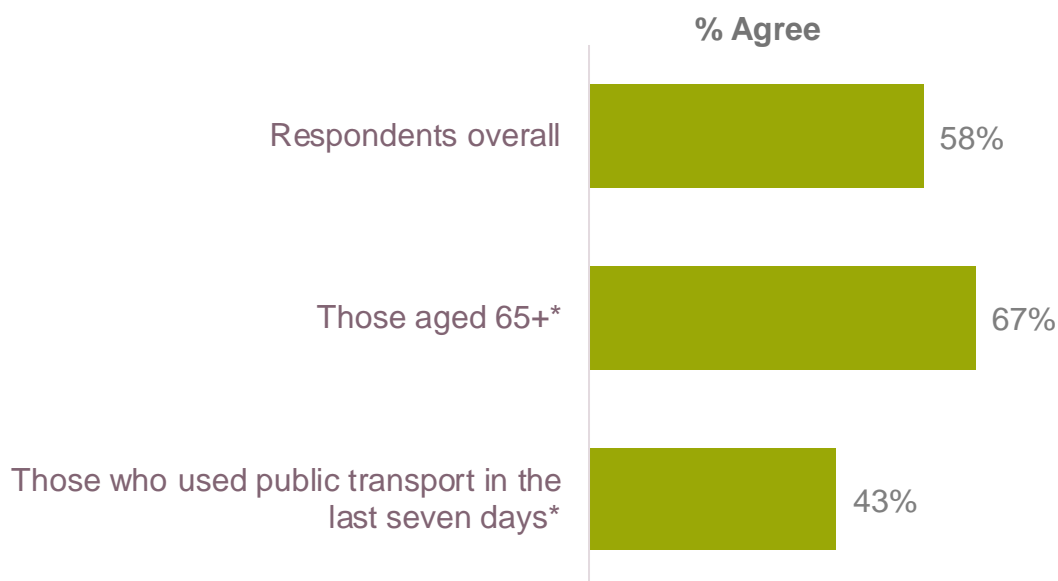
Base: W55 1,780

62% 60% 59% 58% 56% 57% 58%

4-6 Jun 11-13 Jun 18-20 Jun 25-27 Jun 2-4 Jul 9-11 Jul 16-18 Jul



■ Strongly agree ■ Tend to agree ■ Neither / nor ■ Tend to disagree ■ Strongly disagree



Base excludes don't know/not applicable answers

\* Denotes statistically significant difference from respondents overall

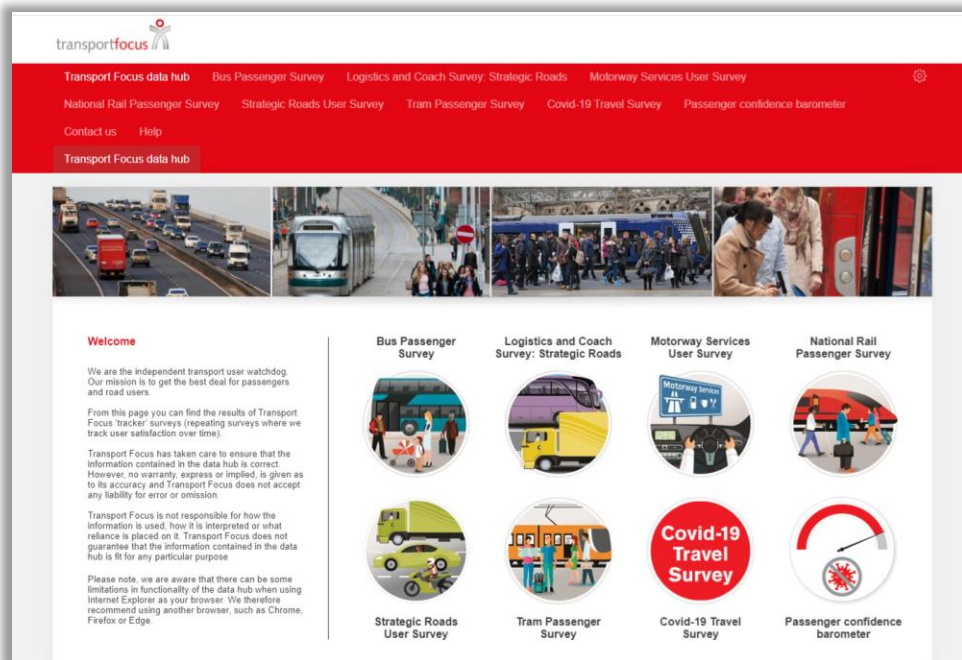
# Transport Focus Data Hub

All the results from this wave and previous waves of this research are available for your own analysis on the Transport Focus Data Hub.

The data is available for anyone to view at:

[www.transportfocus.org.uk/data-hub](http://www.transportfocus.org.uk/data-hub)

You can access the survey by clicking on 'Covid-19 Travel Survey'



## Please note:

Data from new waves of the survey is uploaded and made available on each Friday morning. The survey may be unavailable on the hub on Thursday afternoon while the upload of new data takes place.

# Survey method and sample breakdown – week 55

- c.2000 online interviews per wave. Using Yonder Consulting omnibus.
- Nationally representative of Great British population – not all respondents are passengers on public transport.
- Those who have provided a response are excluded from the subsequent wave of research.
- Fieldwork repeated every weekend. Wave 55 fieldwork: 16 – 18 July
- The analysis of attitudinal questions excludes responses from those who don't have an opinion or who say that the question is not applicable to them.

## Sample size by age groups and gender

|                | TOTAL | 18-24 | 25-34 | 35-44 | 45-54 | 55-64 | 65+ | Male  | Female |
|----------------|-------|-------|-------|-------|-------|-------|-----|-------|--------|
| <b>Wave 55</b> | 2,014 | 229   | 315   | 335   | 363   | 325   | 447 | 1,011 | 1,003  |

## Sample size by region

|                | Scotland | North East | North West | Yorks & Humber | West Midlands | East Midlands | Wales | Eastern | London | South East | South West |
|----------------|----------|------------|------------|----------------|---------------|---------------|-------|---------|--------|------------|------------|
| <b>Wave 55</b> | 176      | 85         | 223        | 162            | 177           | 145           | 105   | 195     | 301    | 275        | 170        |