

Travel during Covid-19

Tracking research - wave 49

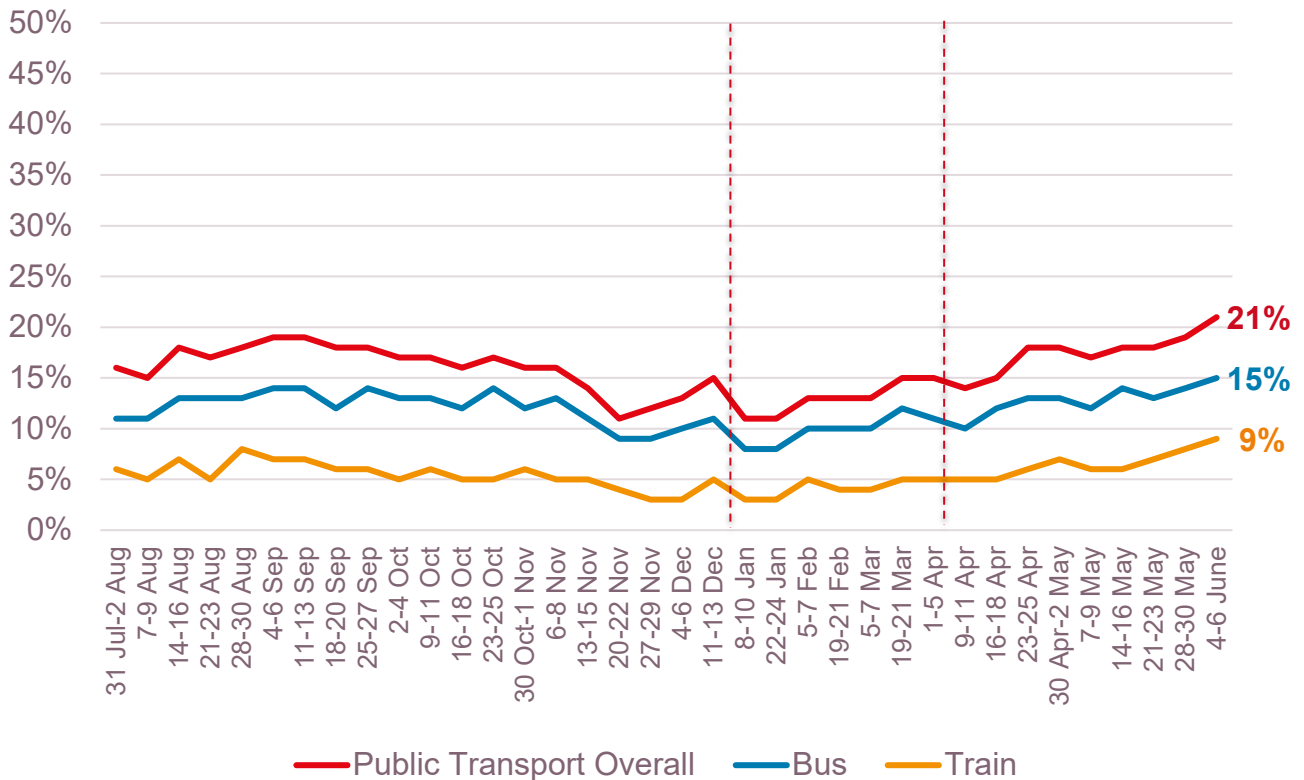
11 June 2021

Travel during Covid-19: omnibus wave 49

The proportion of people using public transport is increasing

Use of public transport in last seven days – Great Britain

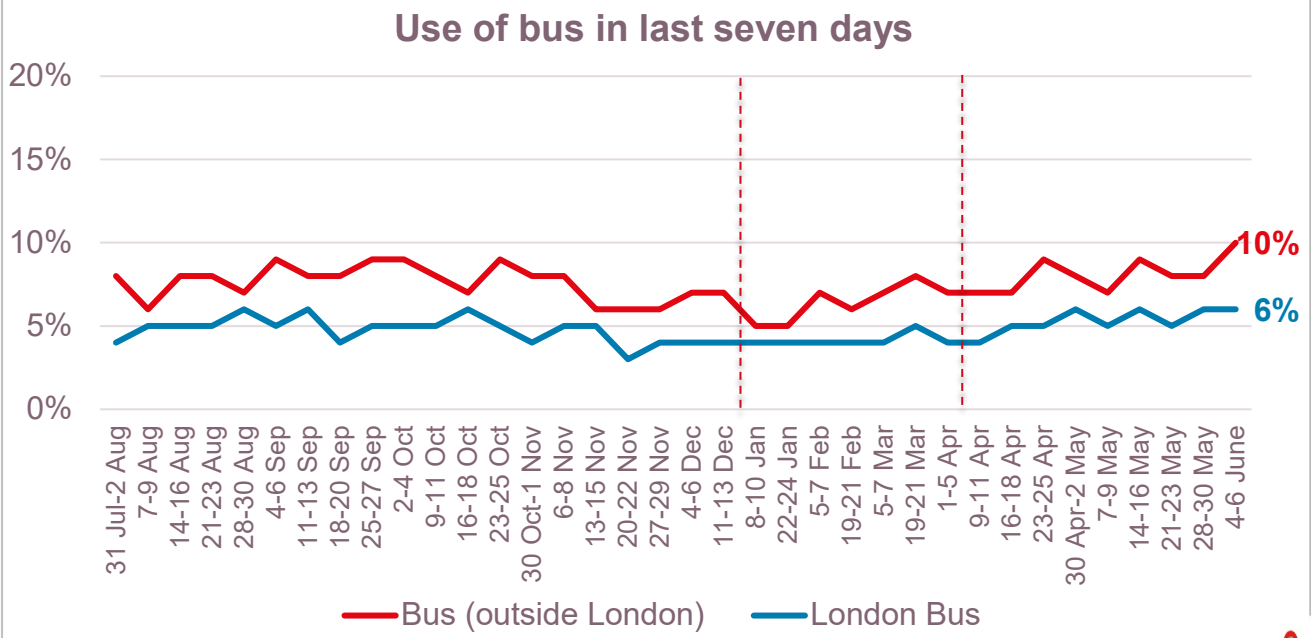
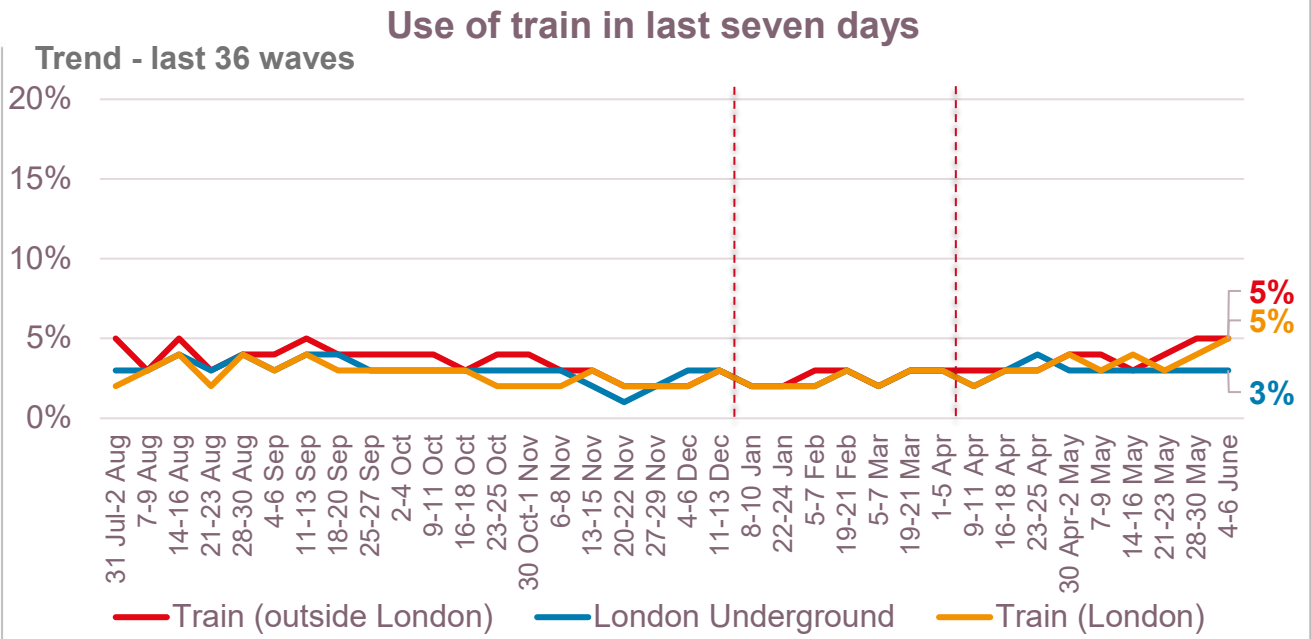
Trend - last 36 waves



..... Changed from 'last 7 days' to 'last two weeks' between week 34 (8-10 Jan) and week 40 (1-5 April)

Travel during Covid-19: omnibus wave 49

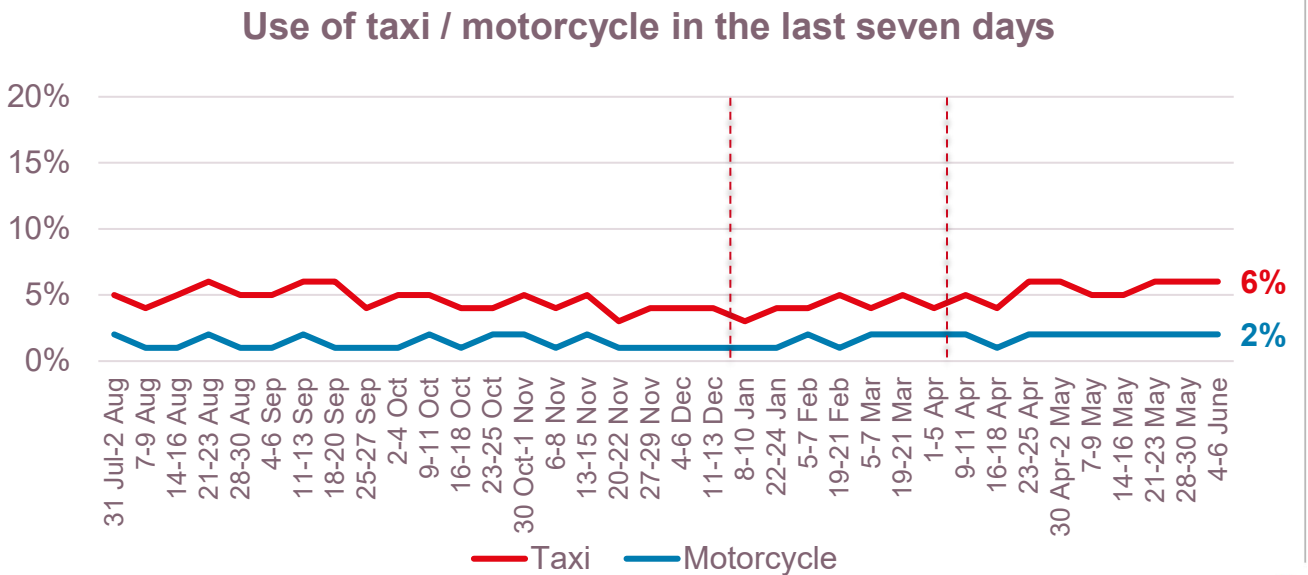
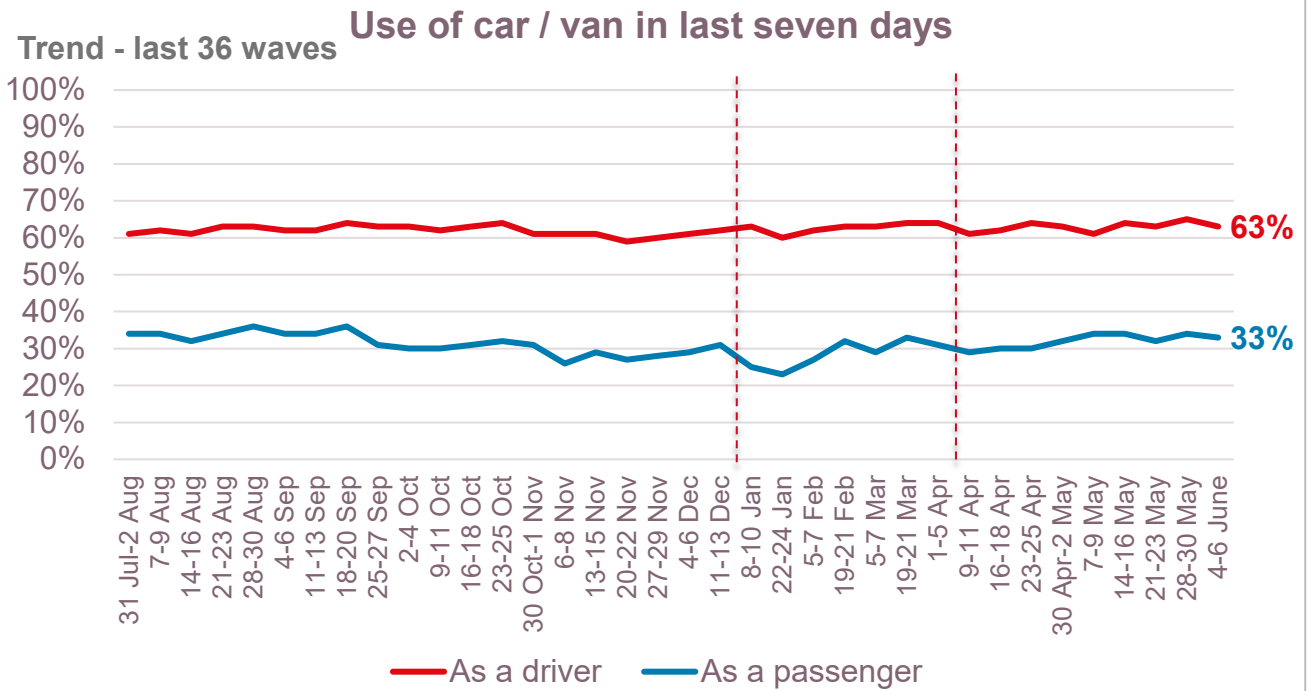
The proportion who have used a bus or a train has increased



----- Changed from 'last 7 days' to 'last two weeks' between week 34 (8-10 Jan) and week 40 (1-5 April)

Travel during Covid-19: omnibus wave 49

Road use is consistent



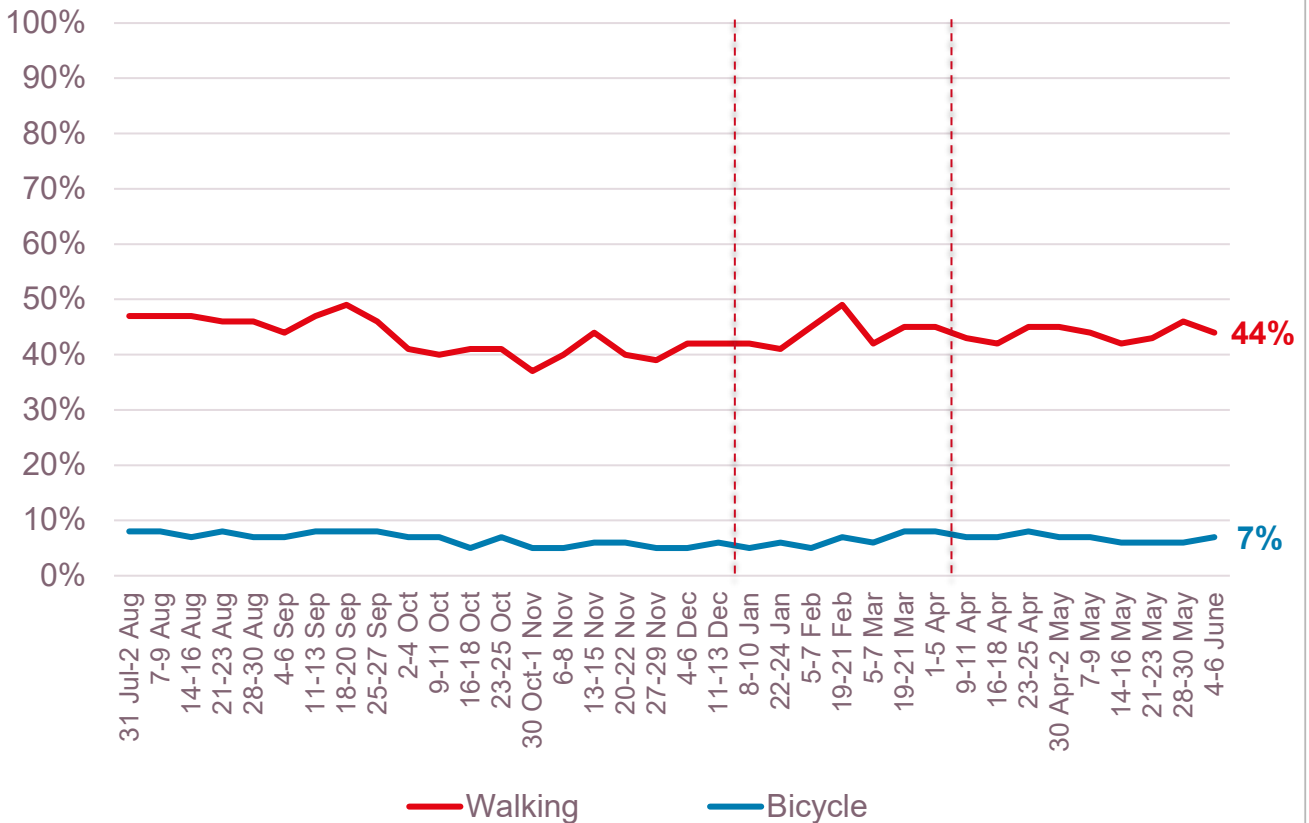
--- Changed from 'last 7 days' to 'last two weeks' between week 34 (8-10 Jan) and week 40 (1-5 April)

Travel during Covid-19: omnibus wave 49

More than two in five have made journeys on foot, while fewer have cycled

Use of other modes of transport in the last seven days

Trend - last 36 waves

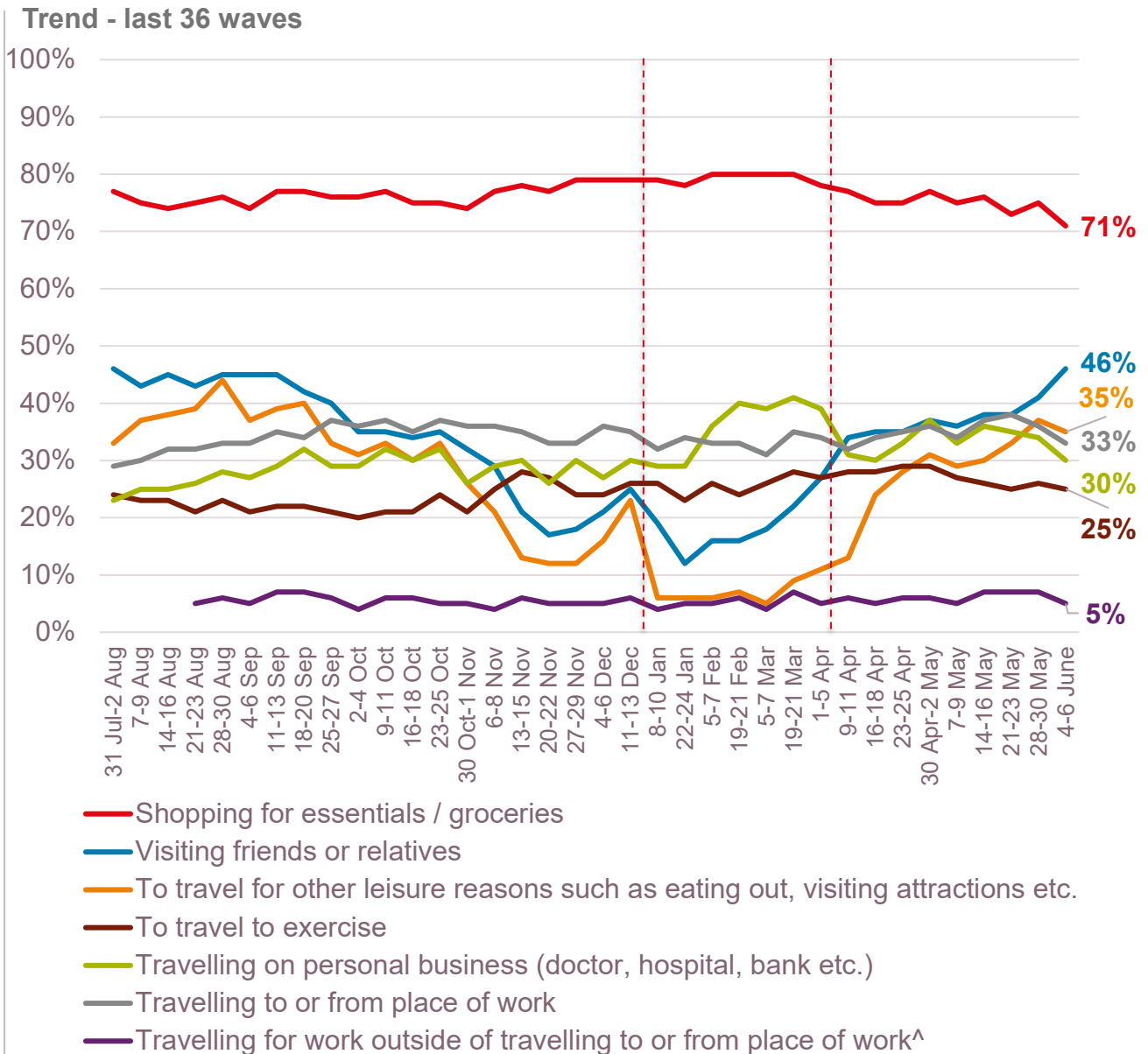


----- Changed from 'last 7 days' to 'last two weeks' between week 34 (8-10 Jan) and week 40 (1-5 April)

Travel during Covid-19: omnibus wave 49

Journeys made to visit friends or relatives have continued to increase

Reasons for making journeys in the last seven days



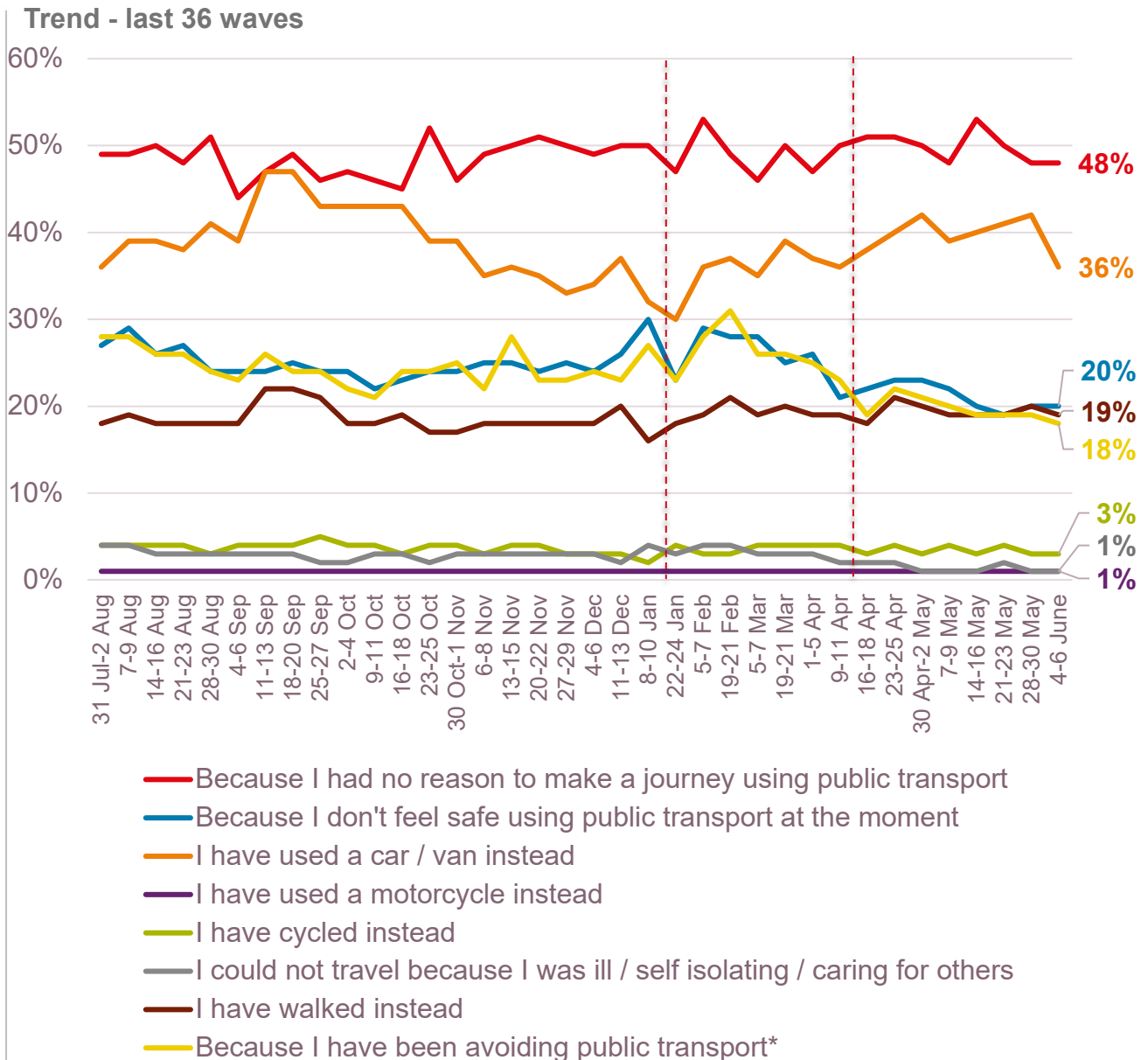
--- Changed from 'last 7 days' to 'last two weeks' between week 34 (8-10 Jan) and week 40 (1-5 April)

[^] New answer added at week 17 (21-23 August)

Travel during Covid-19: omnibus wave 49

Around one in five haven't used public transport because they don't feel safe to do so. Fewer have been avoiding doing so.

Reasons public transport not used in the last seven days



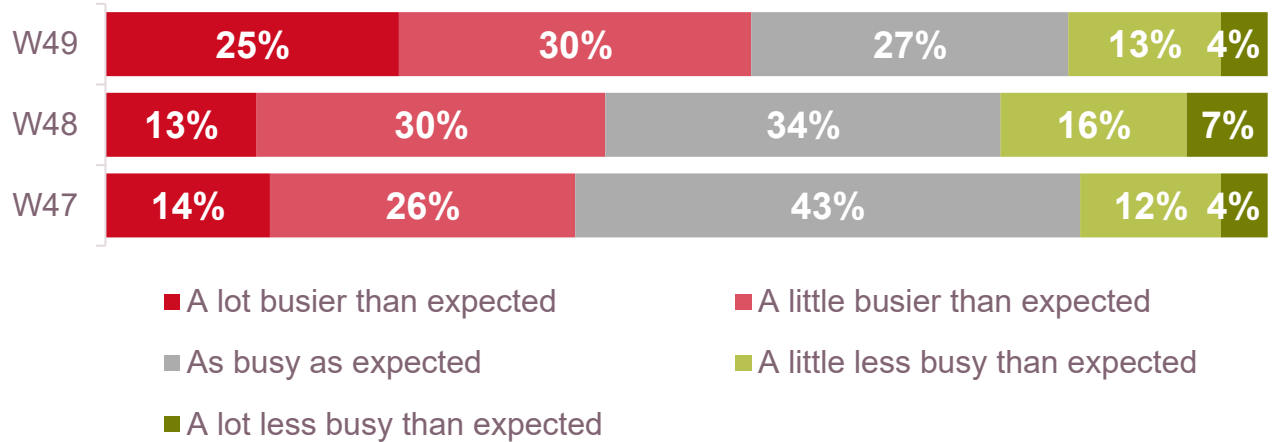
Changed from 'last 7 days' to 'last two weeks' between week 34 (8-10 Jan) and week 40 (1-5 April)

* Wording amended at week 13 (24-26 July)

More than half of those who used a train, and less than half who used a bus, found it to be busier than they expected

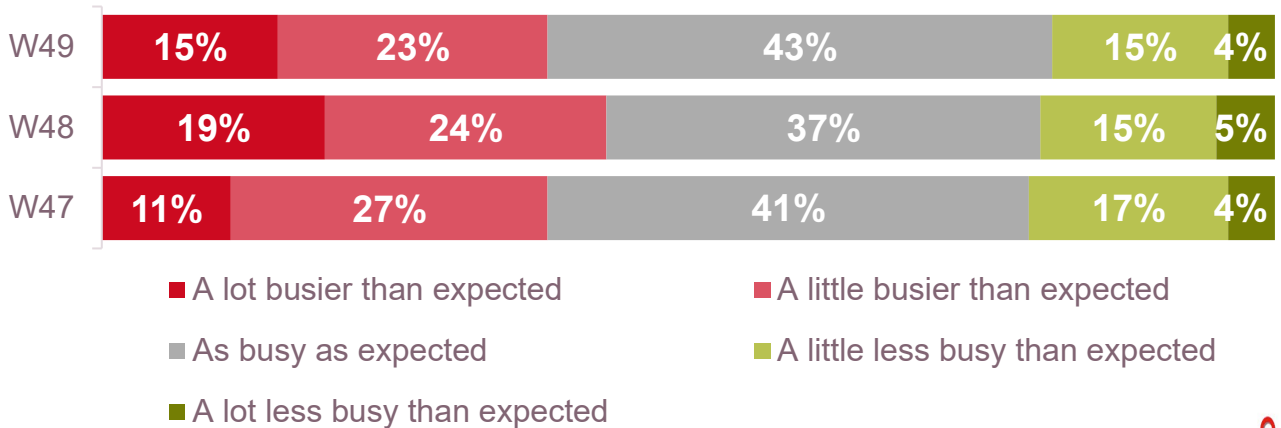
On the last occasion that you made a journey by train, was it..?

Base: All making journeys by train. W49 - 172



On the last occasion that you made a journey by bus, was it..?

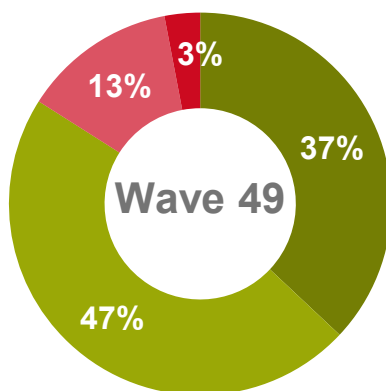
Base: All making journeys by bus. W49 - 319



Around nine in 10 of those making train journeys in the last seven days felt safe doing so

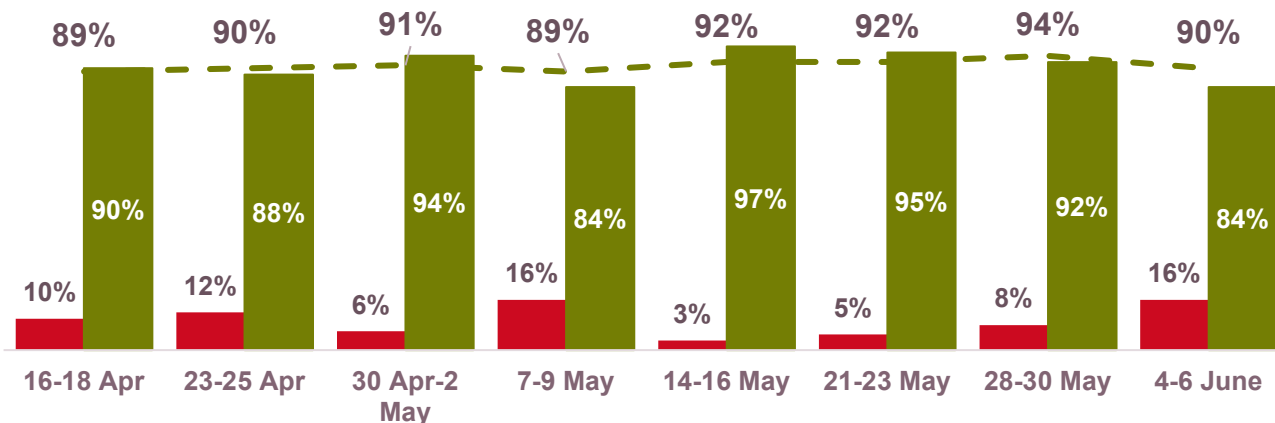
Specifically in relation to coronavirus, how safe do you feel at the moment when using trains?

Base: All making journeys by train, W49 – 172



■ Very Safe
 ■ Fairly safe
 ■ Not very safe
 ■ Not at all safe

Trend - last eight waves



■ % Not very / Not at all safe

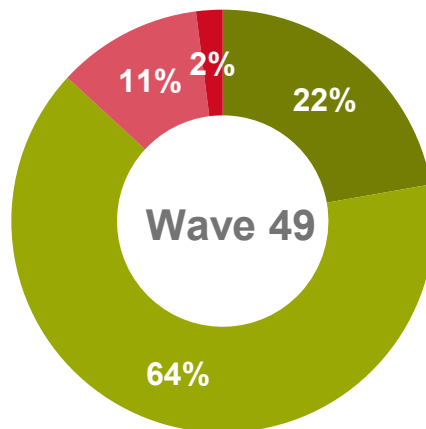
■ Very / Fairly safe

- - - % Very / Fairly safe - aggregated three-wave average

Almost nine in 10 of those making bus journeys in the last seven days felt safe doing so

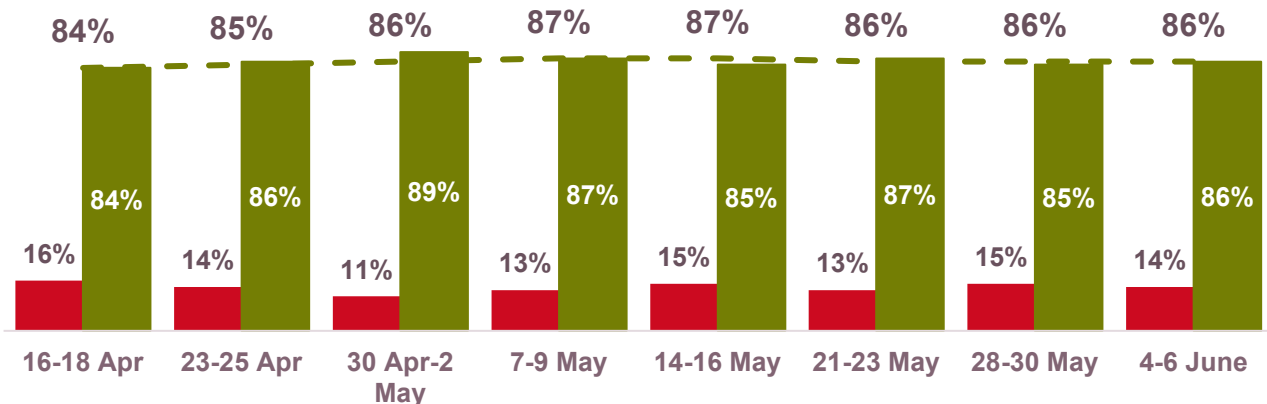
Specifically in relation to coronavirus, how safe do you feel at the moment when using buses?

Base: All making journeys by bus, W49 – 319



■ Very Safe ■ Fairly safe ■ Not very safe ■ Not at all safe

Trend - last eight waves



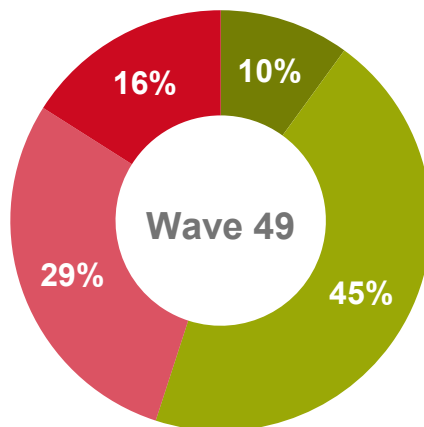
■ % Not very / Not at all safe

■ Very / Fairly safe

--- % Very / Fairly safe - aggregated three-wave average

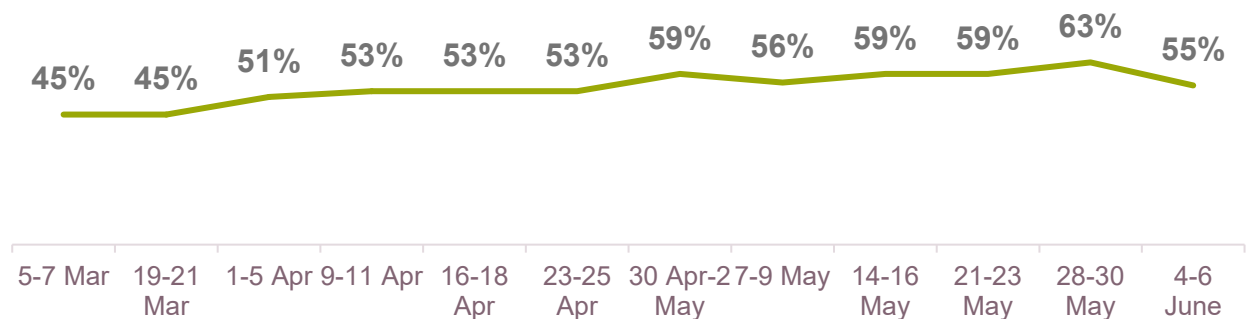
More than half of those who have not used a train in the last seven days say that they would feel safe doing so

Specifically in relation to coronavirus, if you had to make a journey at the moment, how safe would you feel making a journey by train?
 Base: All *excluding* those making journeys by train, W49 – 1838



■ Very Safe ■ Fairly safe ■ Not very safe ■ Not at all safe

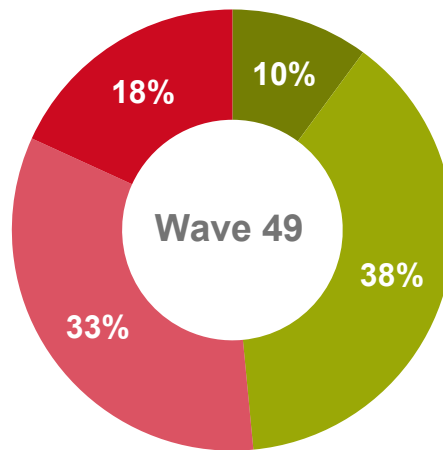
Trend - % safe – last twelve waves



Half of those who have not used a bus in the last seven days say they would feel safe doing so

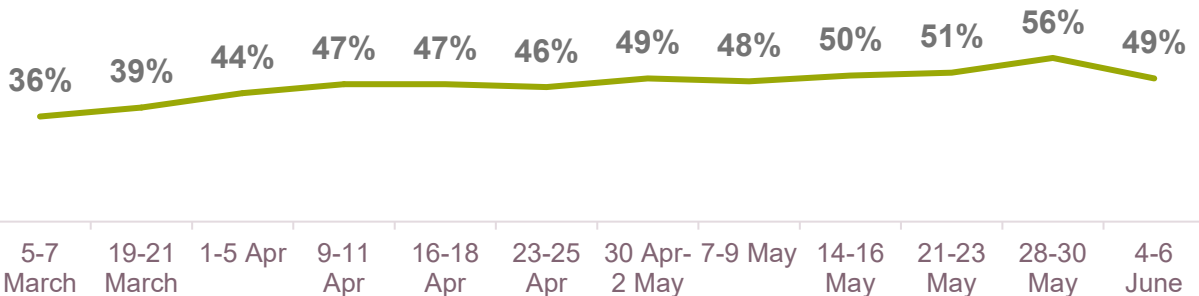
Specifically in relation to coronavirus, if you had to make a journey at the moment, how safe would you feel making a journey by bus?

Base: All *excluding* those making journeys by bus, W49 – 1691



■ Very Safe
 ■ Fairly safe
 ■ Not very safe
 ■ Not at all safe

Trend - % safe – last twelve waves



For three in five coronavirus is a major concern. Those who have a disability are more likely than others to agree.

Coronavirus is a major concern for me

Base: W49 1967

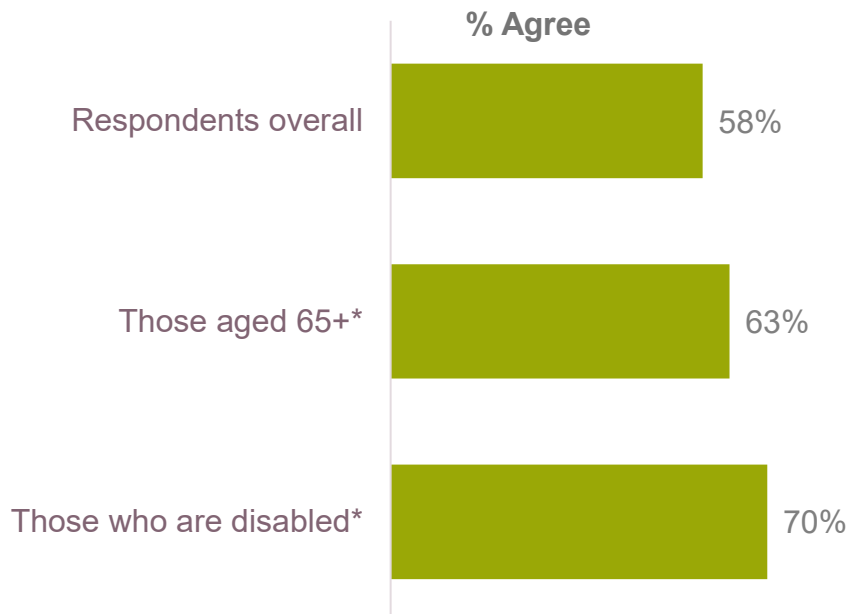
% Agree



19-21 Mar 1-5 Apr 9-11 Apr 16-18 Apr 23-25 Apr 30 Apr-2 May 7-9 May 14-16 May 21-23 May 28-30 May 4-6 June



■ Strongly agree ■ Tend to agree ■ Neither / nor ■ Tend to disagree ■ Strongly disagree



Base excludes don't know/not applicable answers

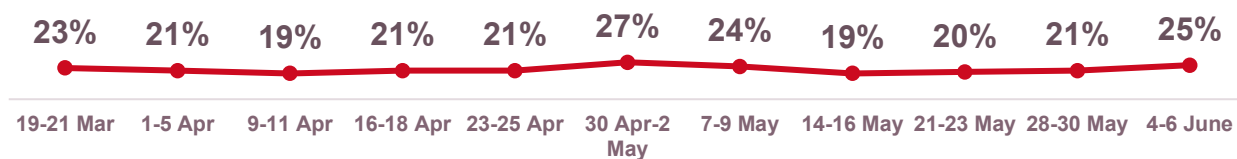
* Denotes statistically significant difference from respondents overall

Almost half think that enough is being done to ensure coronavirus safety on public transport. One in five disagree.

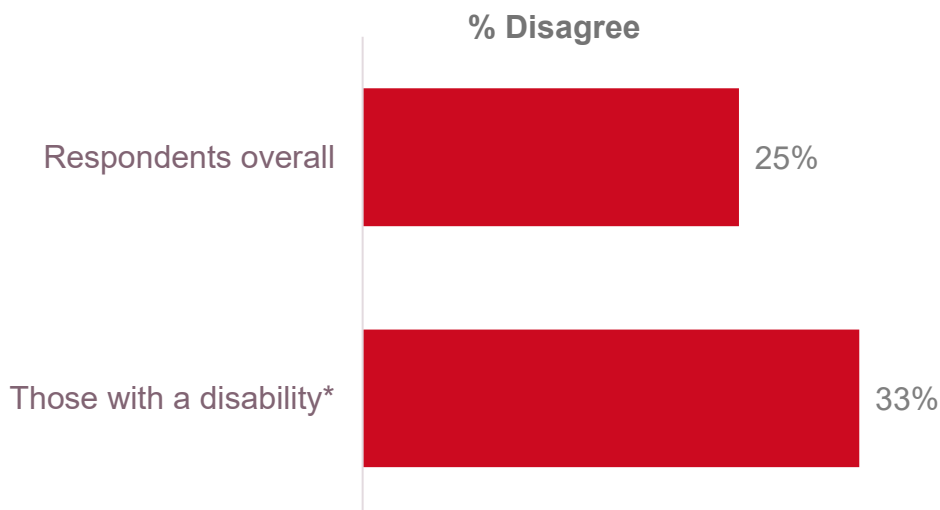
Enough is being done to ensure coronavirus safety on public transport

Base: W49 1584

% Disagree



■ Strongly agree
 ■ Tend to agree
 ■ Neither / nor
 ■ Tend to disagree
 ■ Strongly disagree



Base excludes don't know/not applicable answers


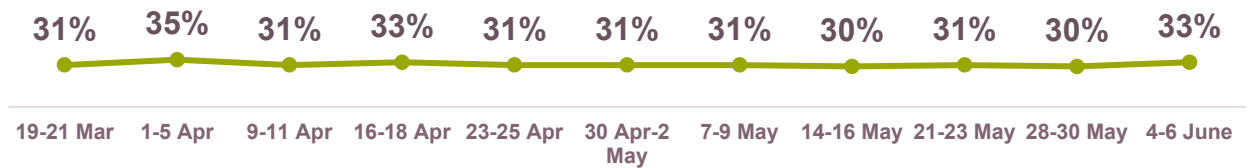
* Denotes statistically significant difference from respondents overall

A third say that they will never again feel completely comfortable on public transport

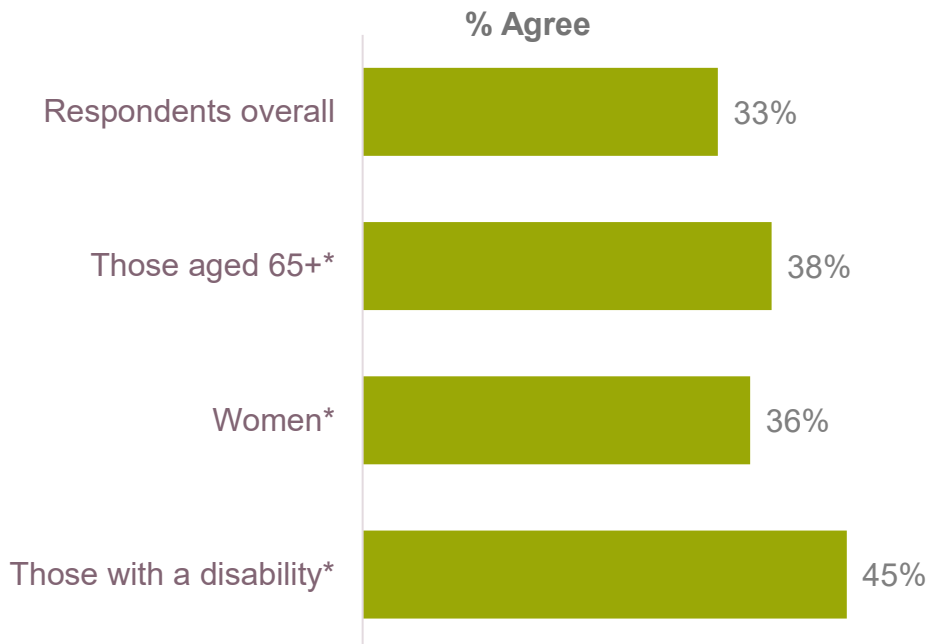
I will never again feel completely comfortable on public transport

Base: W49 1818

% Agree



■ Strongly agree ■ Tend to agree ■ Neither / nor ■ Tend to disagree ■ Strongly disagree



Base excludes don't know/not applicable answers

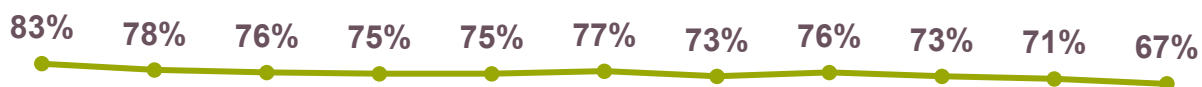
* Denotes statistically significant difference from respondents overall

Around two thirds have been avoiding unnecessary activities due to the coronavirus

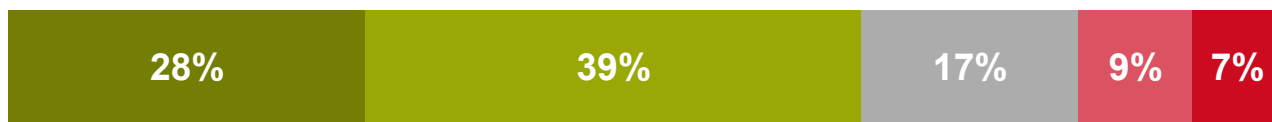
I have been avoiding unnecessary activities due to the coronavirus

Base: W49 1954

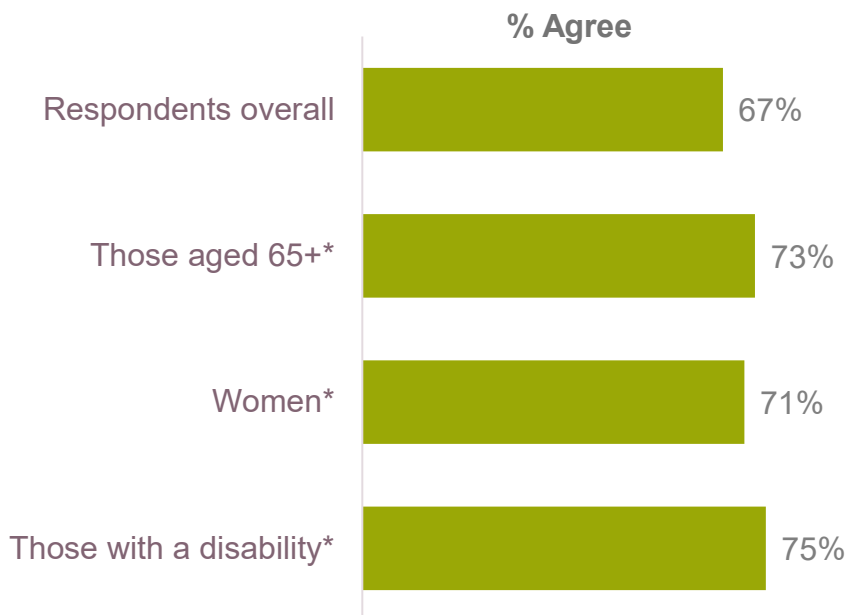
% Agree



19-21 Mar 1-5 Apr 9-11 Apr 16-18 Apr 23-25 Apr 30 Apr-2 May 7-9 May 14-16 May 21-23 May 28-30 May 4-6 June



■ Strongly agree ■ Tend to agree ■ Neither / nor ■ Tend to disagree ■ Strongly disagree



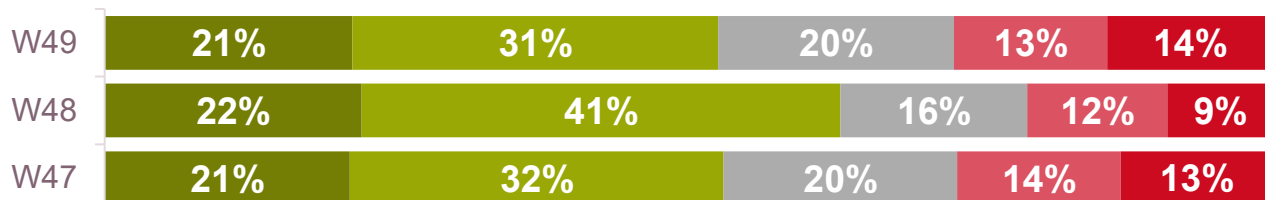
Base excludes don't know/not applicable answers

* Denotes statistically significant difference from respondents overall

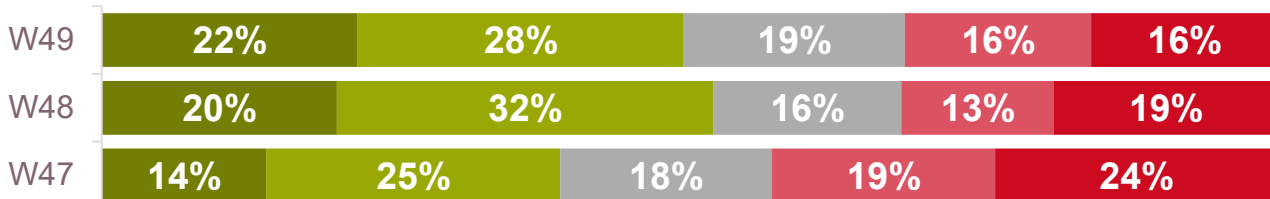
Around half of those who used a bus in the last seven days are aware of the changes to the rules regarding the use of buses in England and what this might mean to them

I am aware that on buses in England all forward-facing seats are now available to use, so passengers may need to sit next to people outside their 'bubble'

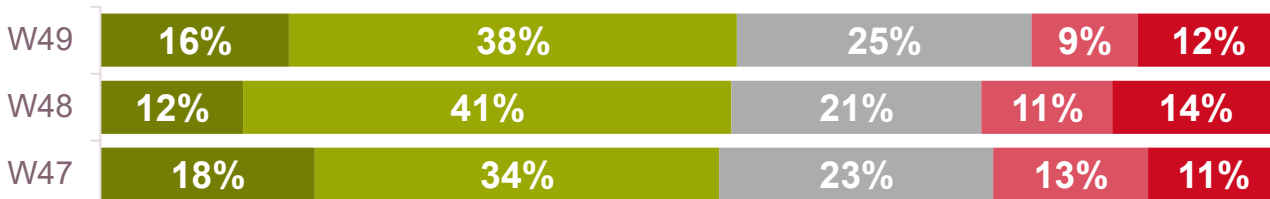
All who have used a bus in the last seven days (W49 - 241)



All who used a bus outside London regularly before March 2020 (W49 - 321)



All who used a bus in London regularly before March 2020 (W49 - 157)

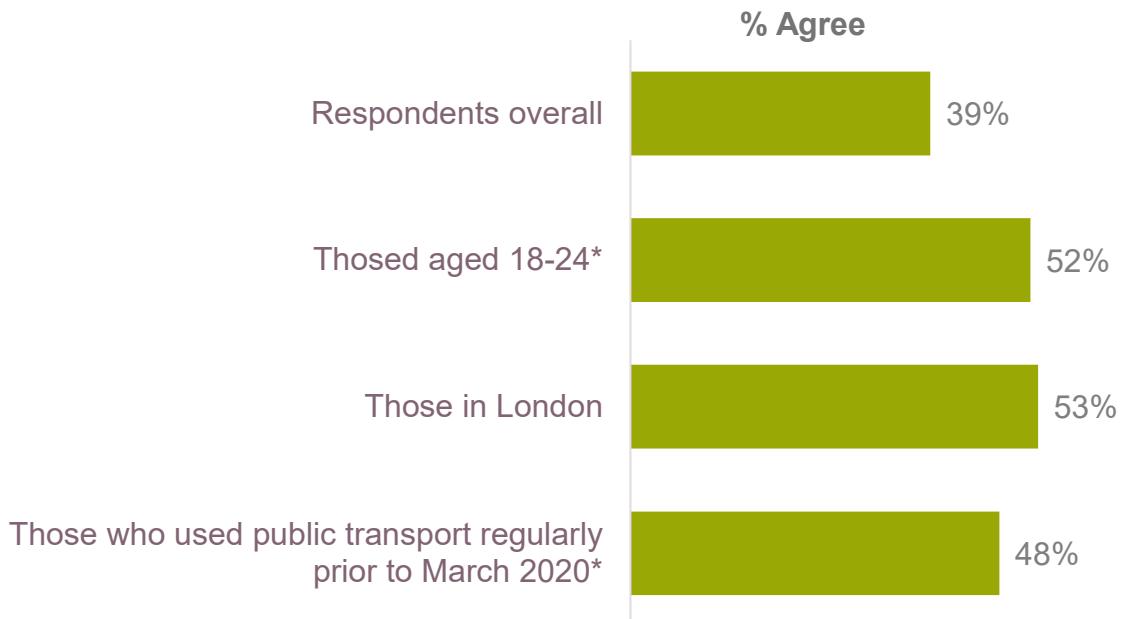
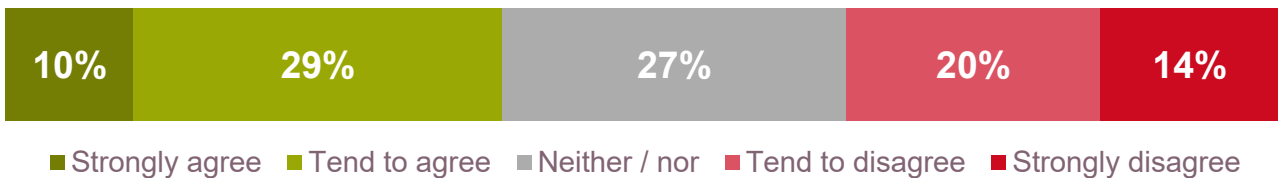
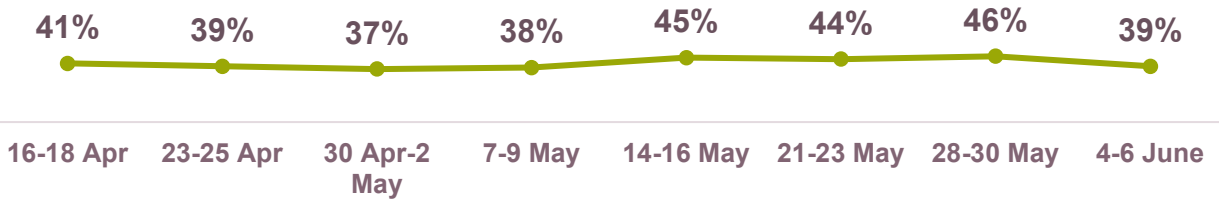


■ Strongly agree ■ Tend to agree ■ Neither / nor ■ Tend to disagree ■ Strongly disagree

Base excludes don't know/not applicable answers and responses from those living in Scotland or Wales

Two in five say that as long as passengers are wearing face coverings, relaxing the social distancing on public transport makes sense to them

As long as passengers are wearing face coverings, relaxing the social distancing on public transport makes sense to me
 Base: W49 1829



Base excludes don't know/not applicable answers

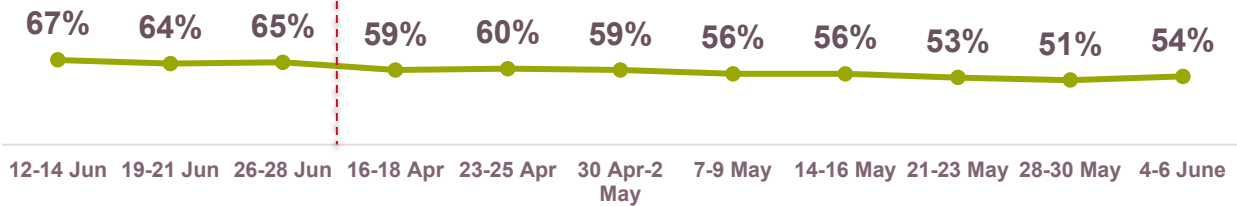
* Denotes statistically significant difference from respondents overall

More than half say that they won't use public transport unless social distancing is in place

I won't use public transport unless social distancing is in place[^]

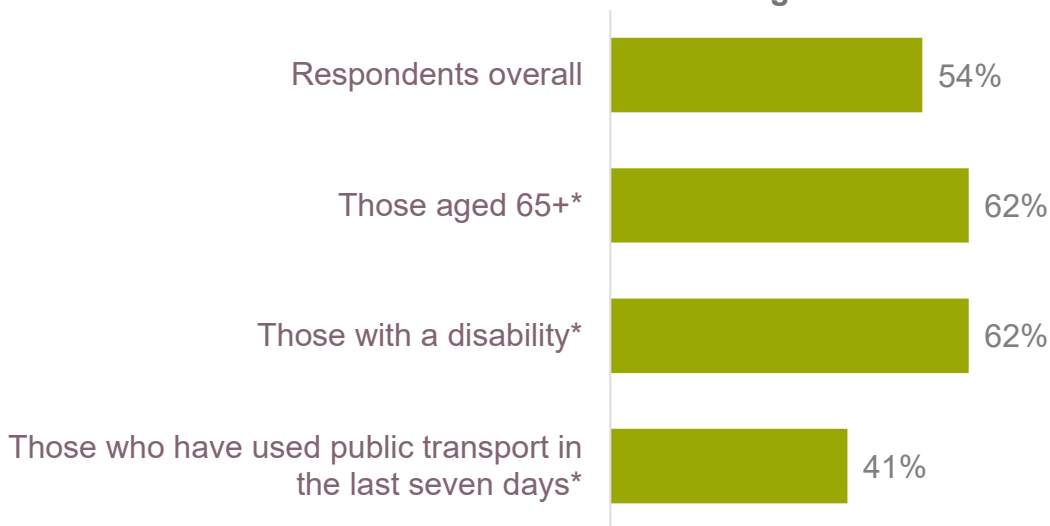
Base: W49 1753

% Agree



■ Strongly agree
 ■ Tend to agree
 ■ Neither / nor
 ■ Tend to disagree
 ■ Strongly disagree

% Agree



Base excludes don't know/not applicable answers

[^] Statement previously asked between waves 1 and 9 (1st May – 28 Jun 2020)

--- Represents the break in fieldwork

* Denotes statistically significant difference from respondents overall

Three in five say that they won't use public transport unless passengers are required to wear face coverings

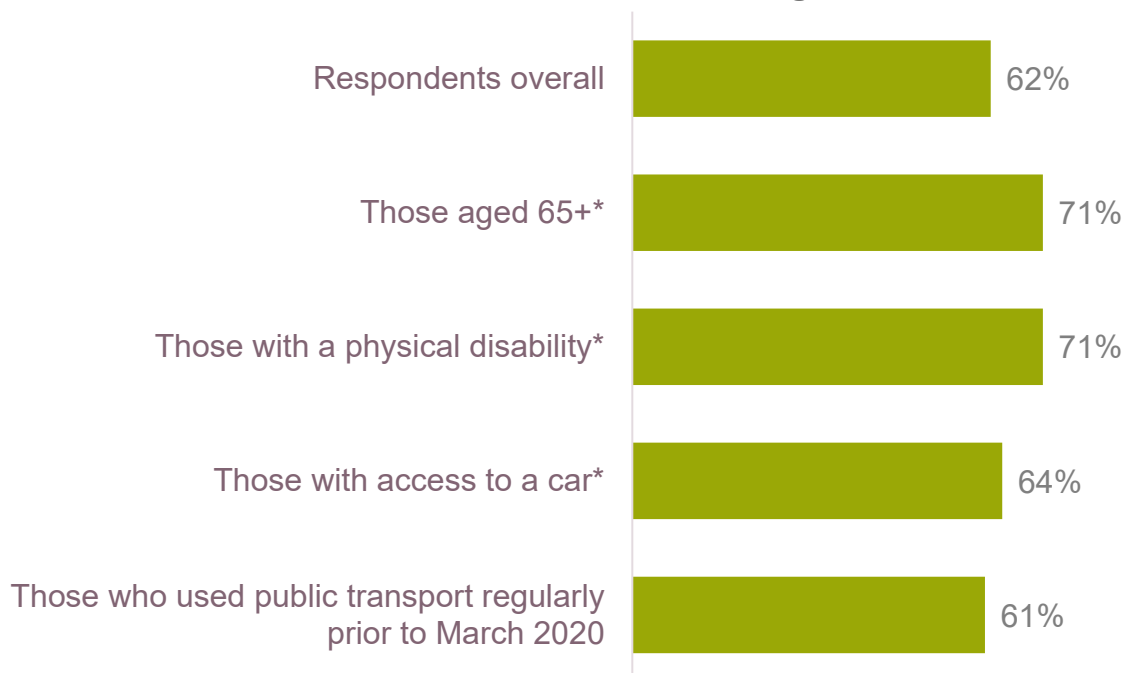
I won't use public transport unless passengers are required to wear face coverings

Base: W49 1769



■ Strongly agree
 ■ Tend to agree
 ■ Neither / nor
 ■ Tend to disagree
 ■ Strongly disagree

% Agree

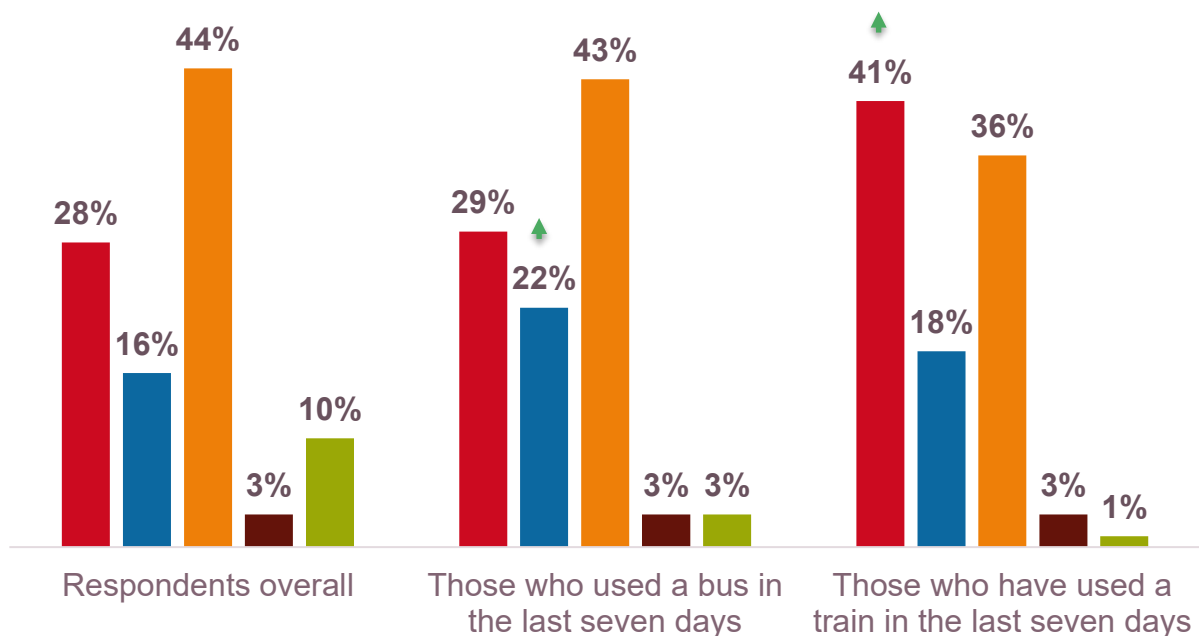


Base excludes don't know/not applicable answers

* Denotes statistically significant difference from respondents overall

More than two in five say that they will always wear a face covering on public transport, even if it is not a requirement to do so

Thinking about using public transport over the next three months, which of the following statements best applies to you..?



- I will only wear a face covering on public transport if it is a requirement to do so
- I will sometimes wear a face covering on public transport, even if it is not a requirement to do so (e.g. when it is crowded on board)
- I will always wear a face covering on public transport, even if it is not a requirement to do so
- I am exempt from wearing a face covering
- I don't know

Base: Respondents overall – 2010. Those using a bus – 319. Those using a train - 172

▲ Denotes statistically significant difference from respondents overall

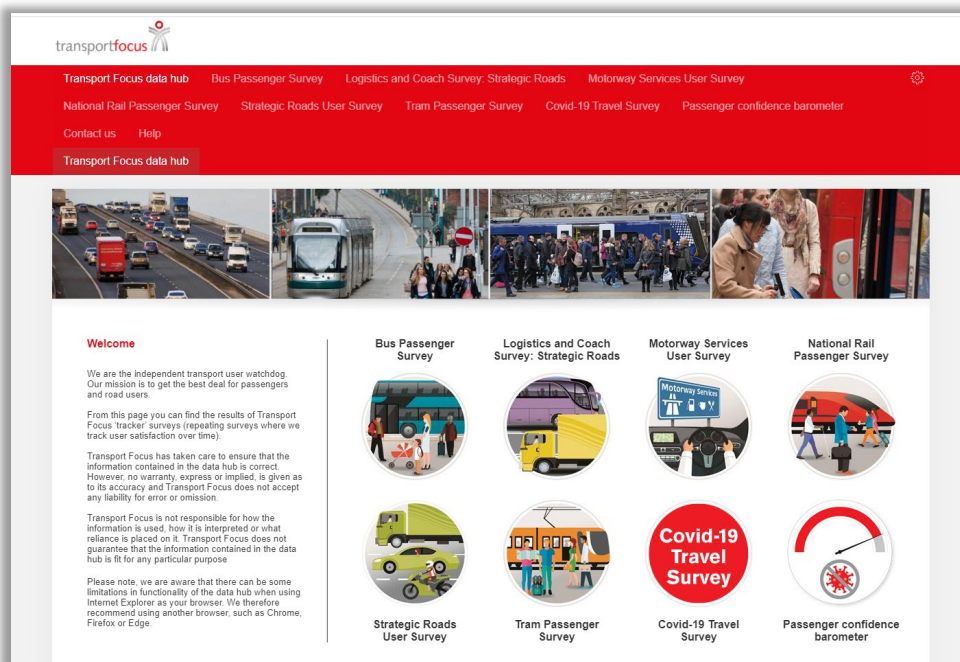
Transport Focus Data Hub

All the results from this wave and previous waves of this research are available for your own analysis on the Transport Focus Data Hub.

The data is available for anyone to view at:

www.transportfocus.org.uk/data-hub

You can access the survey by clicking on 'Covid-19 Travel Survey'



Please note:

Data from new waves of the survey is uploaded and made available on each Friday morning. The survey may be unavailable on the hub on Thursday afternoon while the upload of new data takes place.

Survey method and sample breakdown – week 49

- c.2000 online interviews per wave. Using Yonder Consulting omnibus.
- Nationally representative of Great British population – not all respondents are passengers on public transport.
- Those who have provided a response are excluded from the subsequent wave of research.
- Fieldwork repeated every weekend. Wave 49 fieldwork: 4 – 6 June
- The analysis of attitudinal questions excludes responses from those who don't have an opinion or who say that the question is not applicable to them.

Sample size by age groups and gender

	TOTAL	18-24	25-34	35-44	45-54	55-64	65+	Male	Female
Wave 49	2041	212	357	322	340	325	485	978	1063

Sample size by region

	Scotland	North East	North West	Yorks & Humber	West Midlands	East Midlands	Wales	Eastern	London	South East	South West
Wave 49	192	78	206	166	188	163	115	186	299	262	186