



# Travel during Covid-19

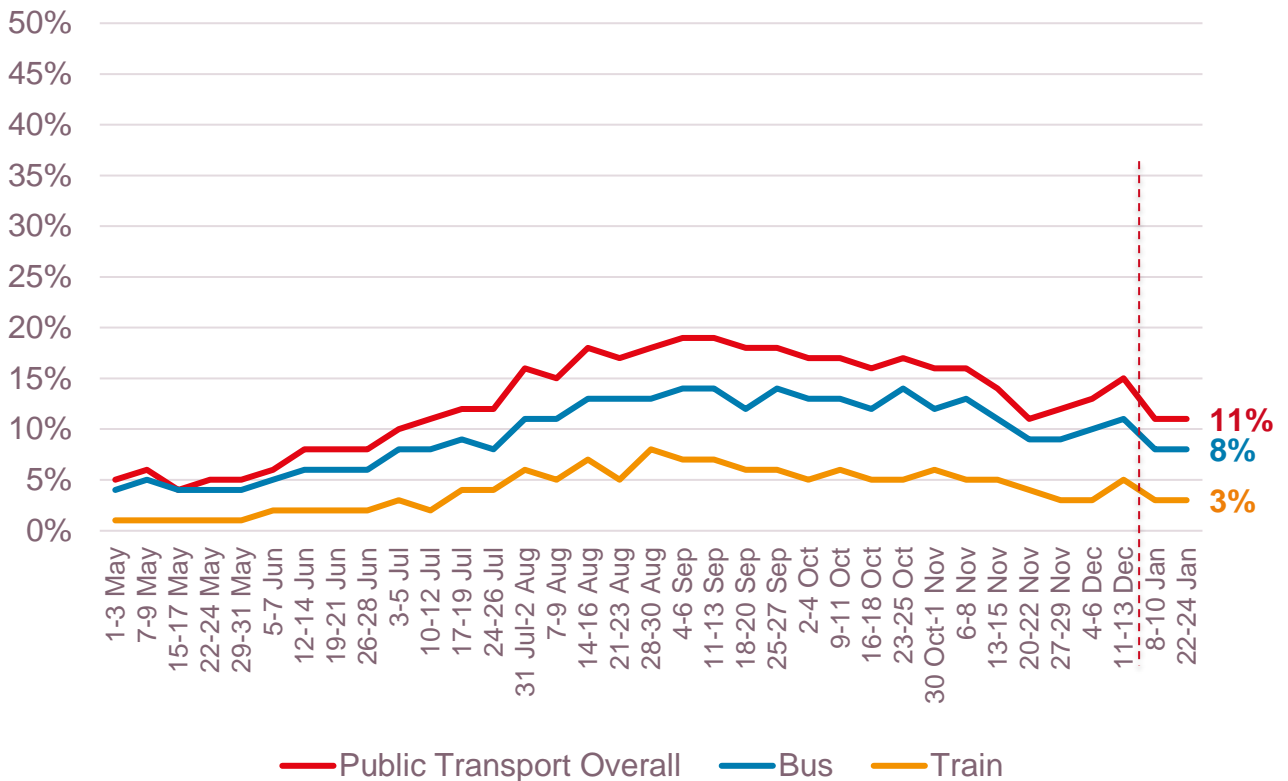
Tracking research - wave 35

29 January 2021

# Travel during Covid-19: omnibus wave 35

The proportion of people using public transport has fallen recently

### Use of public transport in last two weeks – Great Britain

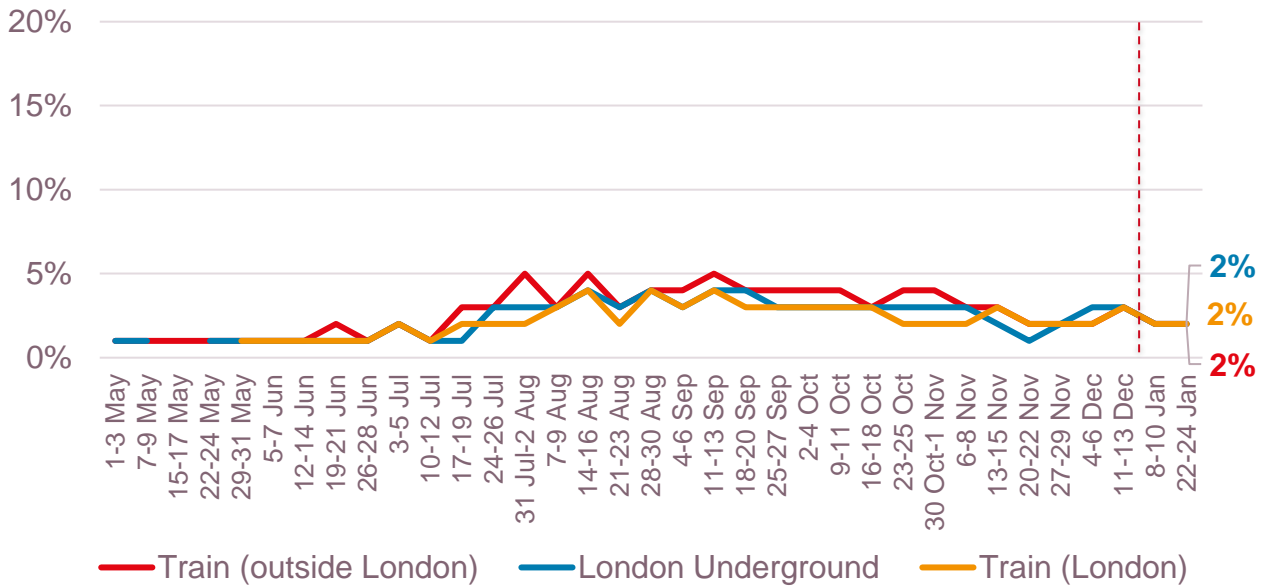


----- Changed from 'last 7 days' to 'last two weeks' at week 34 (8-10 Jan)

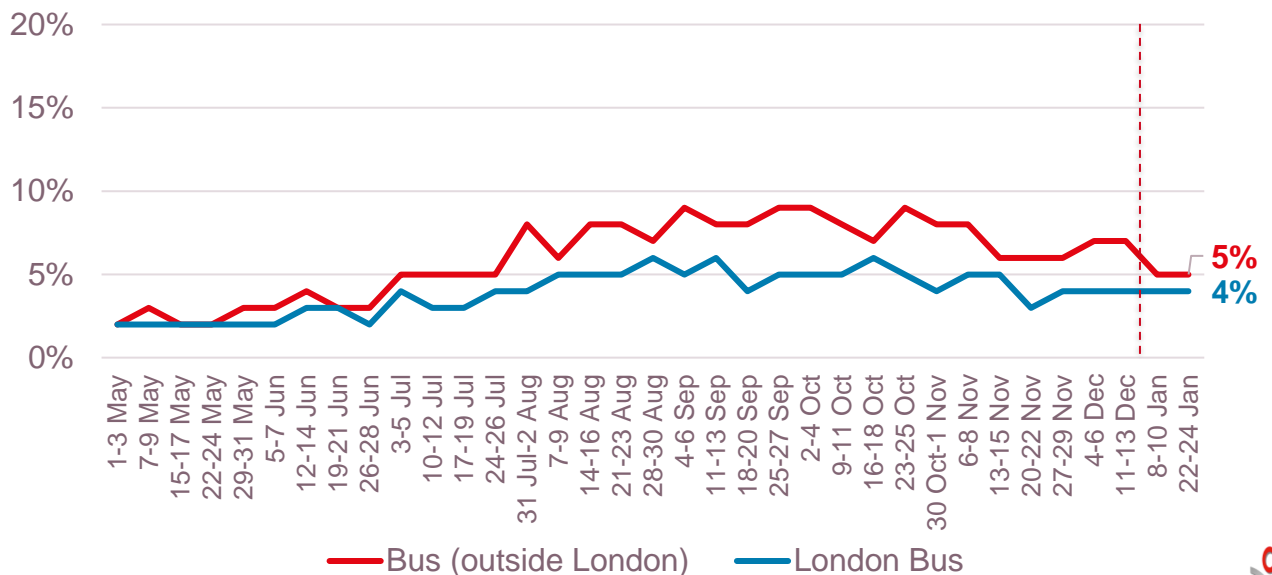
# Travel during Covid-19: omnibus wave 35

## Small proportions have used trains and buses

Use of train in last two weeks



Use of bus in last two weeks

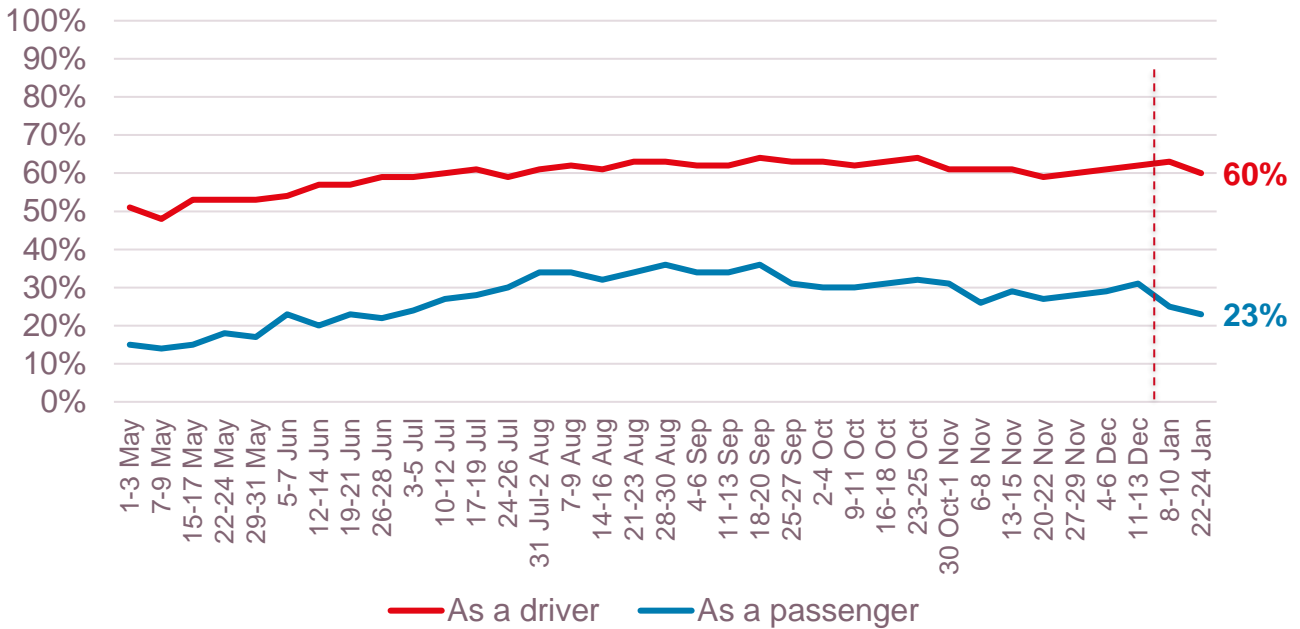


----- Changed from 'last 7 days' to 'last two weeks' at week 34 (8-10 Jan)

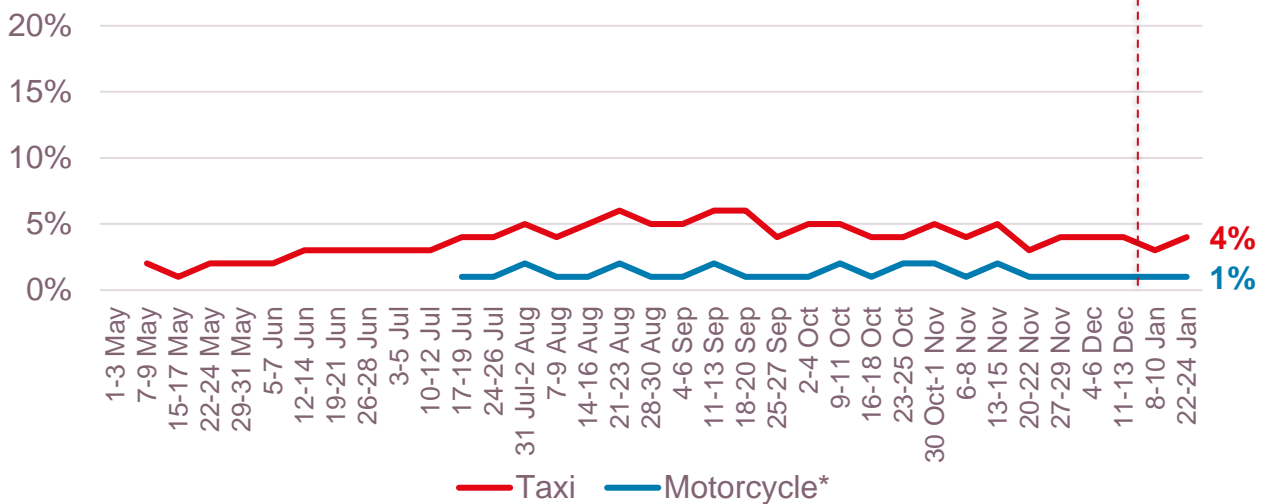
# Travel during Covid-19: omnibus wave 35

## Road use has fallen recently

Use of car / van in last two weeks



Use of taxi / motorcycle in the last two weeks



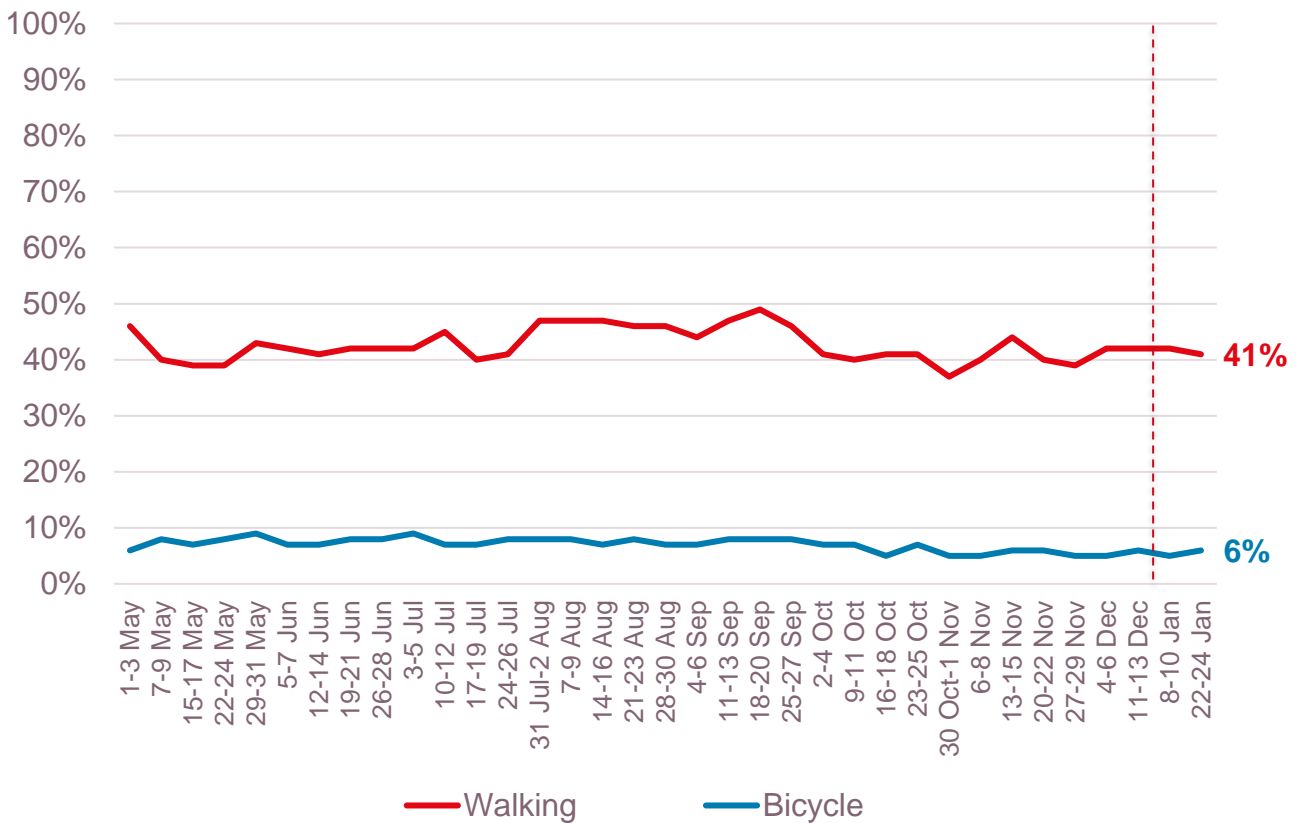
----- Changed from 'last 7 days' to 'last two weeks' at week 34 (8-10 Jan)

\* Separated out at week 12 (17-19 July)

# Travel during Covid-19: omnibus wave 35

## Two in five have made journeys on foot, while fewer have made journeys by bike

Use of other modes of transport in the last two weeks

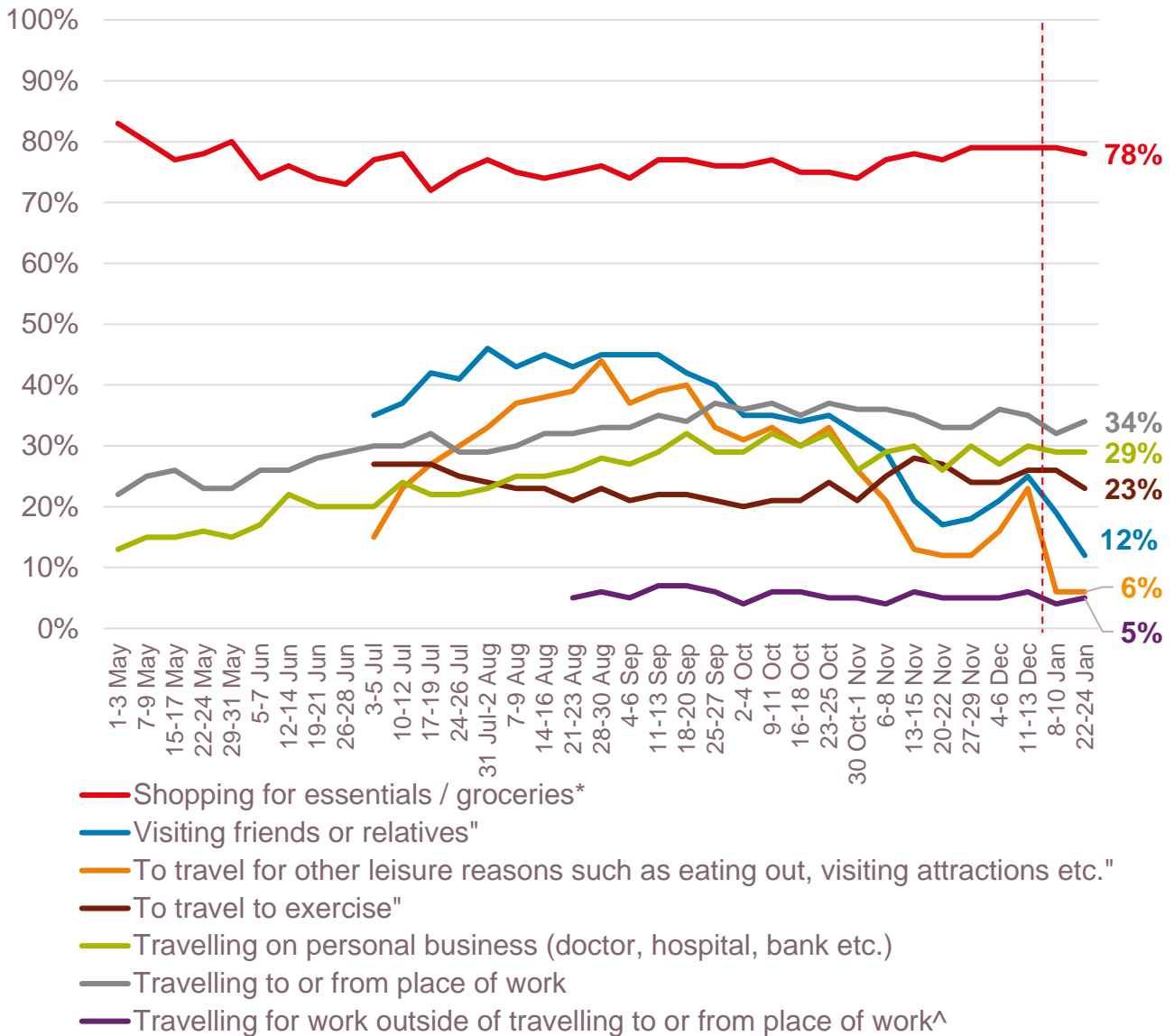


----- Changed from 'last 7 days' to 'last two weeks' at week 34 (8-10 Jan)

# Travel during Covid-19: omnibus wave 35

Falling proportions have made journeys to visit friends and relatives or for leisure reasons over recent weeks

Reasons for making journeys in the last two weeks



----- Changed from 'last 7 days' to 'last two weeks' at week 34 (8-10 Jan)

\* Shopping' weeks 1-9 (1 May – 28 June)

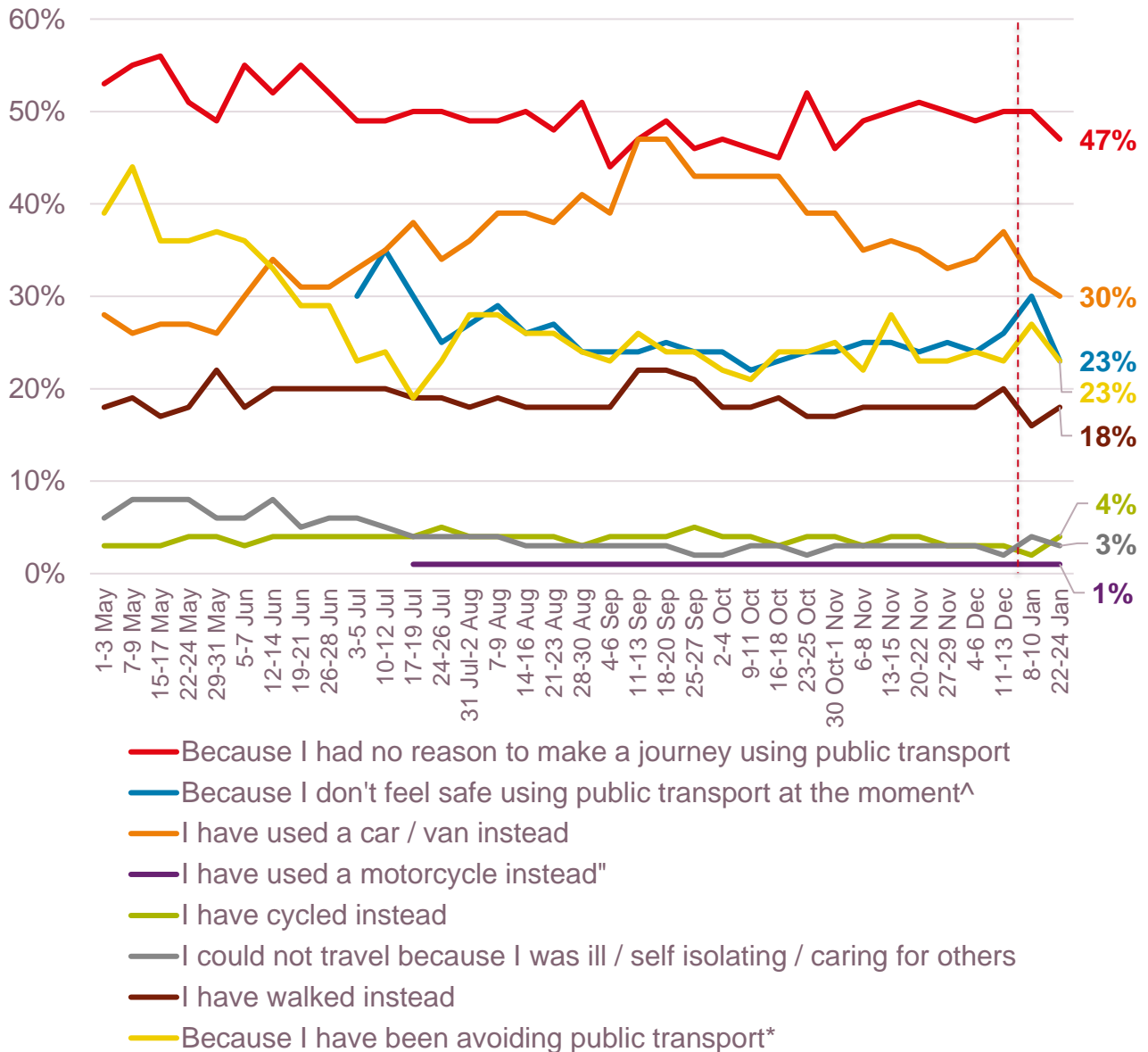
" data shown from week 10 (3-5 July) only as significant text changes made from this week onwards

^ New code added at week 17 (21-23 August)

# Travel during Covid-19: omnibus wave 35

rising proportions have not used public transport in the last two weeks because they do not feel safe doing so or have been avoiding doing so

Reasons public transport not used in the last two weeks

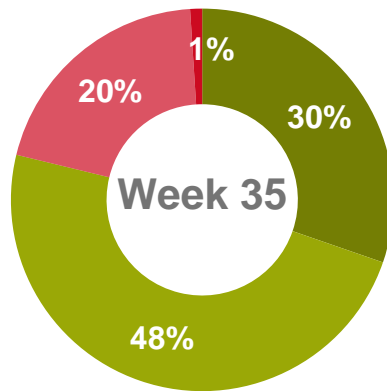


----- Changed from 'last 7 days' to 'last two weeks' at week 34 (8-10 Jan)  
 \* Wording amended at week 10 ( 3-5 July) and at week 13 (24-26 July)  
 ^ New coded added at week 10 (3-5 July)  
 " New code added at week 12 (17-19 July)

# Four in five of those making train journeys in the last two weeks felt safe doing so

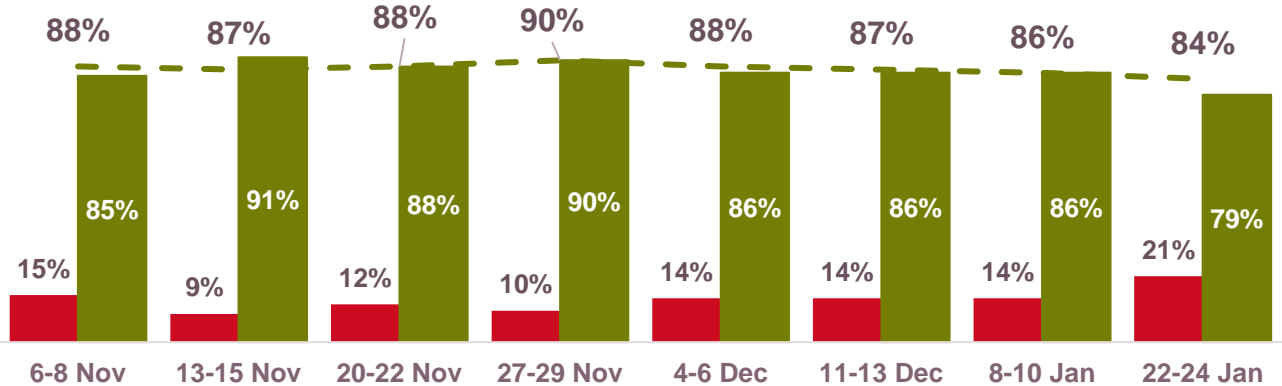
Specifically in relation to coronavirus, how safe do you feel at the moment when using trains?

Base: All making journeys by train, W35 – 65



■ Very Safe ■ Fairly safe ■ Not very safe ■ Not at all safe

## Trend - last eight waves



■ % Not very / Not at all safe

■ Very / Fairly safe

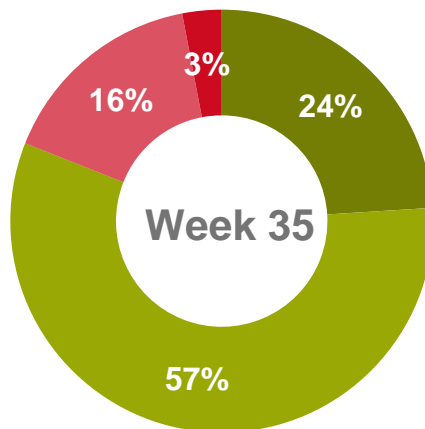
- - - % Very / Fairly safe - aggregated three-wave average



# Around four in five of those making bus journeys in the last two weeks felt safe doing so

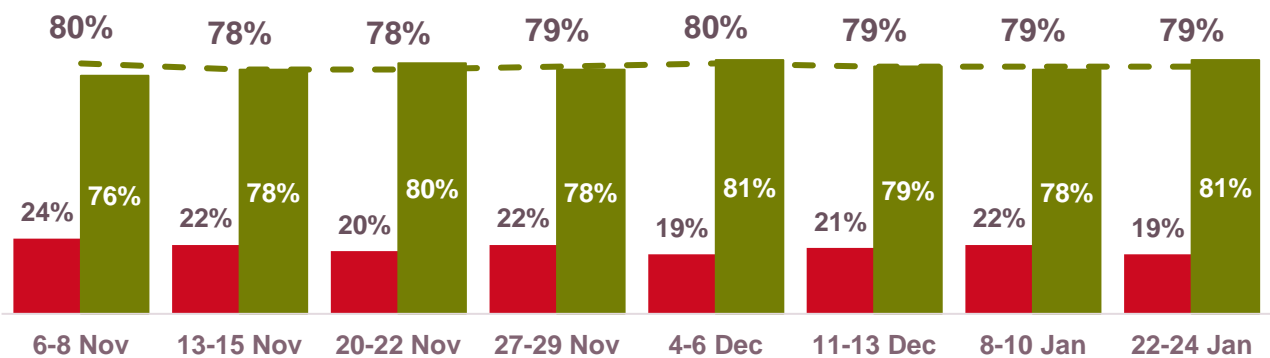
Specifically in relation to coronavirus, how safe do you feel at the moment when using buses?

Base: All making journeys by bus, W35 – 180



■ Very Safe ■ Fairly safe ■ Not very safe ■ Not at all safe

## Trend - last eight waves



■ % Not very / Not at all safe

■ Very / Fairly safe

— % Very / Fairly safe - aggregated three-wave average

# Why do some people feel unsafe using buses and trains at the moment?

*'Other passengers not wearing masks or social distancing. How filthy the trains are. All windows were closed meaning I had to open some.'*

Train passenger, West Midlands

*'People sit too close and many do not wear masks or take them off to cough or sneeze.'*

Train passenger, London

*'People choosing to sit too close when I have made an effort to sit away from others.'*

Train passenger, Scotland

*'Other passengers not wearing face masks, drivers not asking passengers to wear face masks or wearing them themselves, other passengers not keeping a distance from me.'*

Bus passenger, Yorkshire and Humberside

*'People not wearing masks or masks not being enforced, spacing and lack of ventilation.'*

Bus passenger, South East

*'There is NO sanitiser on board and we share the same bell buttons. It would be nice if everyone was required to sanitise their hands before boarding. Secondly, windows are usually closed during winter.'*

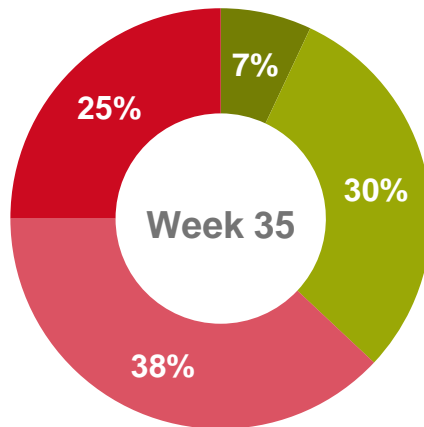
Bus passenger, London

*'Lack of social distancing and cleanliness.'*

Bus passenger, Eastern

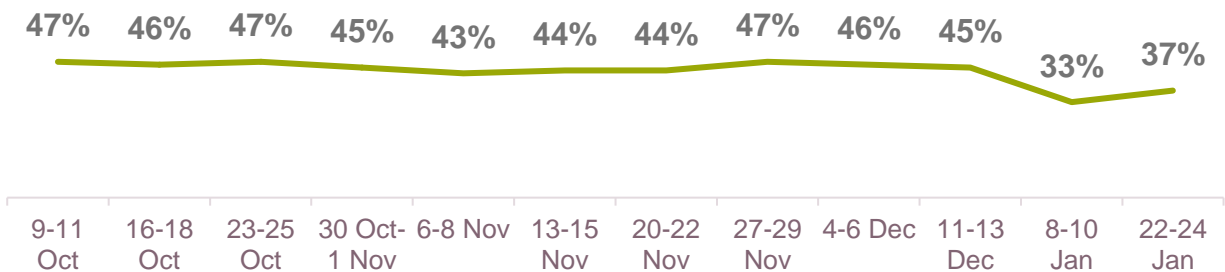
# More than a third of those who have not used a train in the last two weeks would feel safe doing so

Specifically in relation to coronavirus^, if you had to make a journey at the moment, how safe would you feel making a journey by train?  
Base: All *excluding* those making journeys by train, W35 – 1,943



■ Very Safe ■ Fairly safe ■ Not very safe ■ Not at all safe

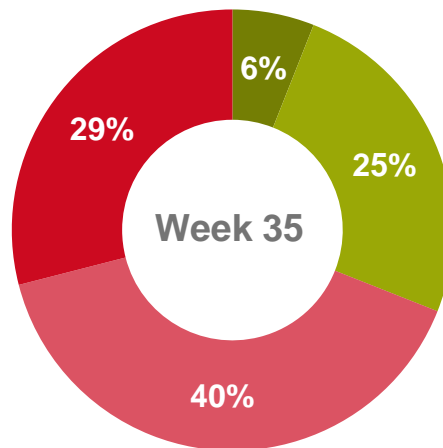
## Trend - % safe – last twelve waves



# Three in ten of those who have not used a bus in the last two weeks would feel safe doing so

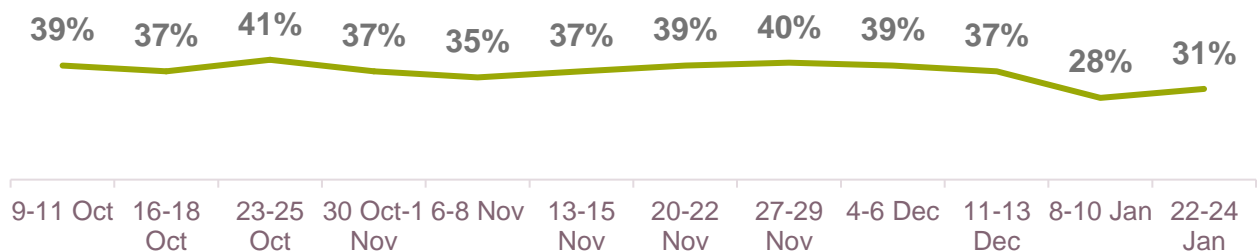
Specifically in relation to coronavirus, if you had to make a journey at the moment, how safe would you feel making a journey by bus?

Base: All *excluding* those making journeys by bus, W35 – 1,828



■ Very Safe
 ■ Fairly safe
 ■ Not very safe
 ■ Not at all safe

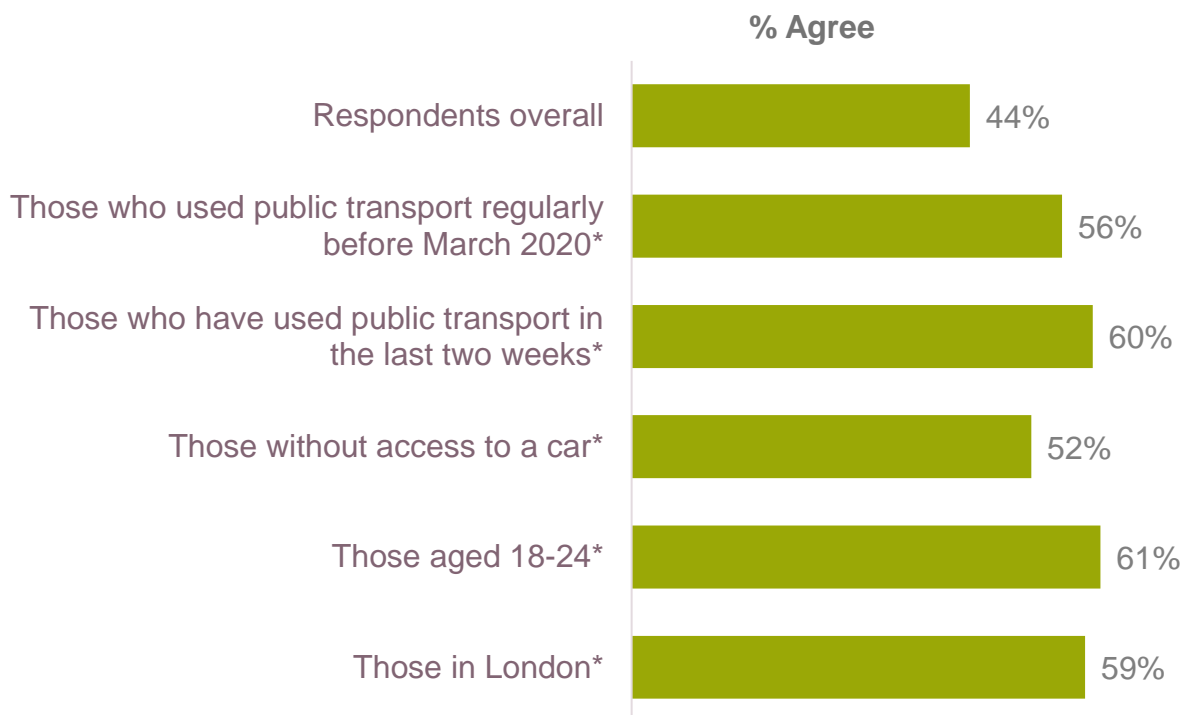
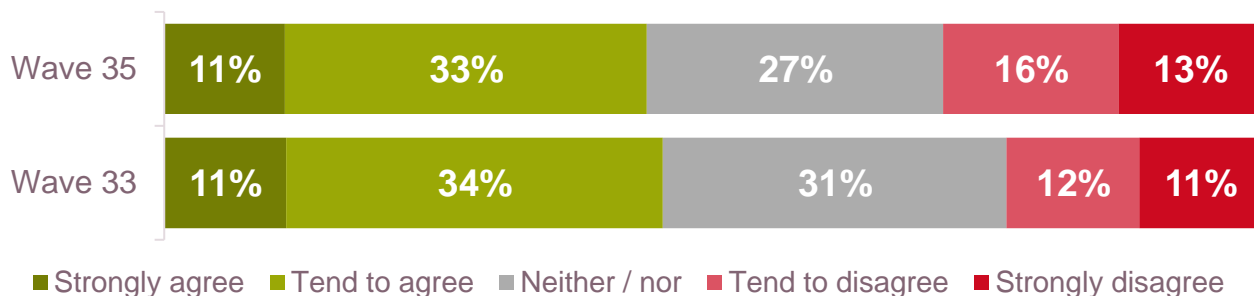
Trend - % safe – last twelve waves



## Three in five of those who used public transport regularly before March last year agree that they will use public transport as much, or more than they did previously when enough people have been vaccinated

When enough people have been vaccinated against COVID-19 then I expect to use public transport as much, or more than I did before March last year.

Base: W35 1,562

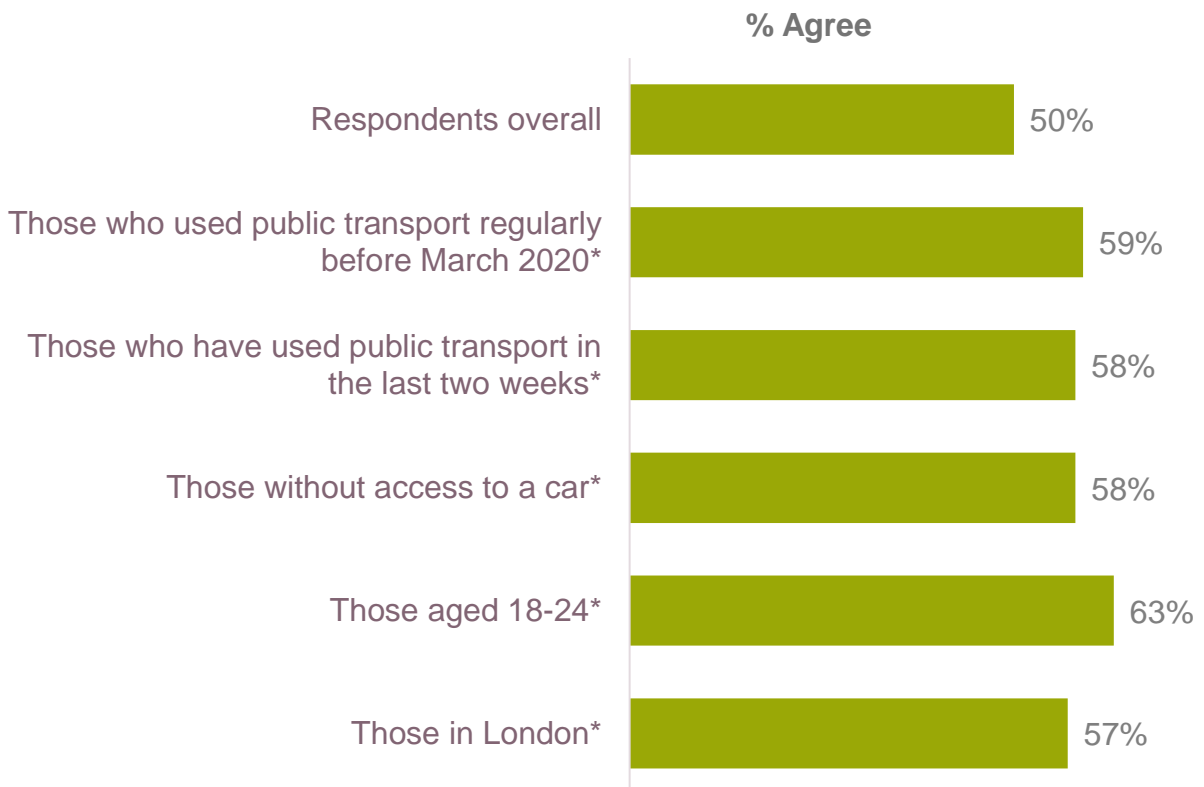


Base excludes don't know/not applicable answers

\* Denotes statistically significant difference from respondents overall

# Three in five of those who used public transport regularly before March last year agree that they will feel more comfortable about travelling by public transport when they have received a vaccine

**When I have received the COVID-19 vaccine I will feel more comfortable about travelling by public transport if I need to.**  
 Base: W35 1,645



Base excludes don't know/not applicable answers

\* Denotes statistically significant difference from respondents overall

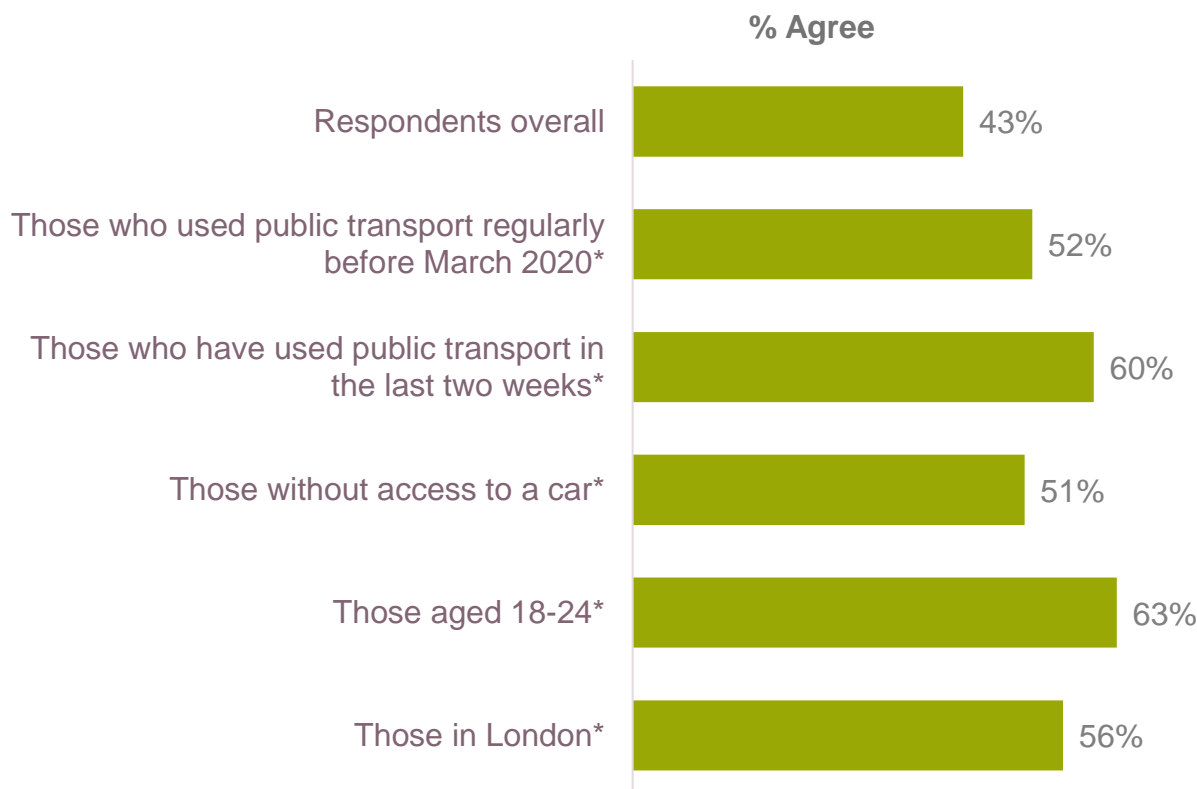
**A half of those who used public transport regularly before March last year agree that they will feel more comfortable about travelling by public transport when their more vulnerable family and friends have received a vaccine**

**When my more vulnerable family and friends have received the COVID-19 vaccine I will feel more comfortable about travelling by public transport if I need to.**

Base: W35 1,615



■ Strongly agree ■ Tend to agree ■ Neither / nor ■ Tend to disagree ■ Strongly disagree



Base excludes don't know/not applicable answers

\* Denotes statistically significant difference from respondents overall

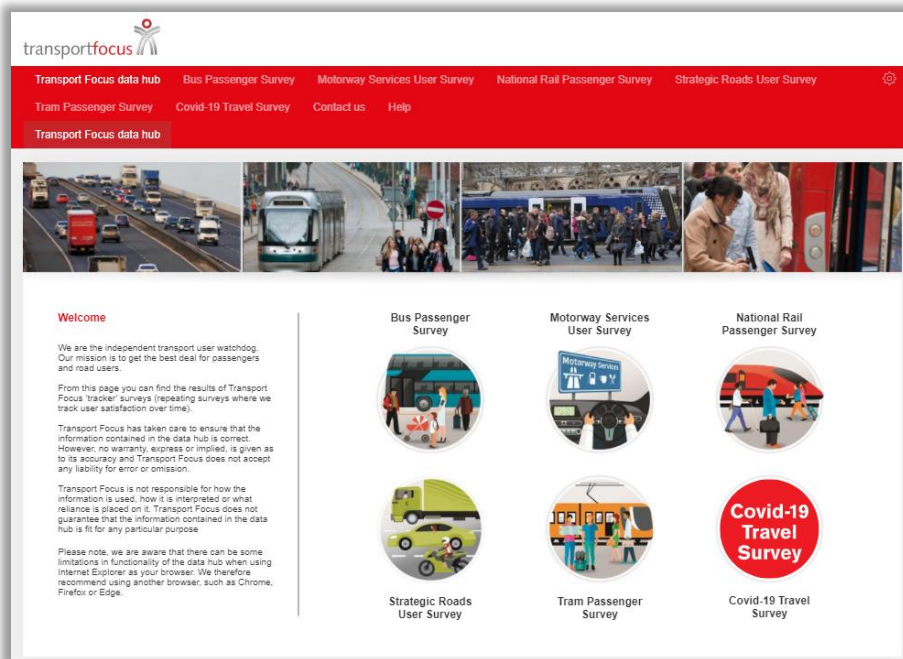
# Transport Focus Data Hub

All the results from this wave and previous waves of this research are available for your own analysis on the Transport Focus Data Hub.

The data is available for anyone to view at:

[www.transportfocus.org.uk/data-hub](http://www.transportfocus.org.uk/data-hub)

You can access the survey by clicking on 'Covid-19 Travel Survey'



## Please note:

Data from new waves of the survey is uploaded and made available on each Friday morning. The survey may be unavailable on the hub on Thursday afternoon while the upload of new data takes place.



# Survey method and sample breakdown – week 35

- c.2000 online interviews per wave. Using Yonder Consulting omnibus.
- Nationally representative of Great British population – not all respondents are passengers on public transport.
- Those who have provided a response are excluded from the subsequent wave of research.
- Fieldwork repeated on every other weekend. Wave 35 fieldwork: 22-24 January
- The analysis of attitudinal questions excludes responses from those who don't have an opinion or who say that the question is not applicable to them

## Sample size by age groups and gender

	TOTAL	18-24	25-34	35-44	45-54	55-64	65+	Male	Female
<b>Wave 35</b>	2030	235	320	325	353	320	477	995	1035

## Sample size by region

	Scotland	North East	North West	Yorks & Humber	West Midlands	East Midlands	Wales	Eastern	London	South East	South West
<b>Wave 35</b>	167	87	215	176	190	157	101	186	301	277	173