



Travel during Covid-19

Frequency of commuting in future

January 2021

Background

- Since the beginning of May 2020 Transport Focus has been using Yonder Consulting's weekly online omnibus survey to ask a sample of the general public about journeys they have made and their attitudes towards using public transport.
- At the end of October and beginning of November 2020 (waves 25-28 of the research) Transport Focus added questions to the omnibus regarding the extent to which people made journeys to or from work or education prior to March 2020 and the extent that they expected to make similar journeys in the future when Covid-19 no longer poses a significant risk to them.
- This report presents an analysis of the responses to these questions, with data collated so that it aggregates results across the four survey waves.

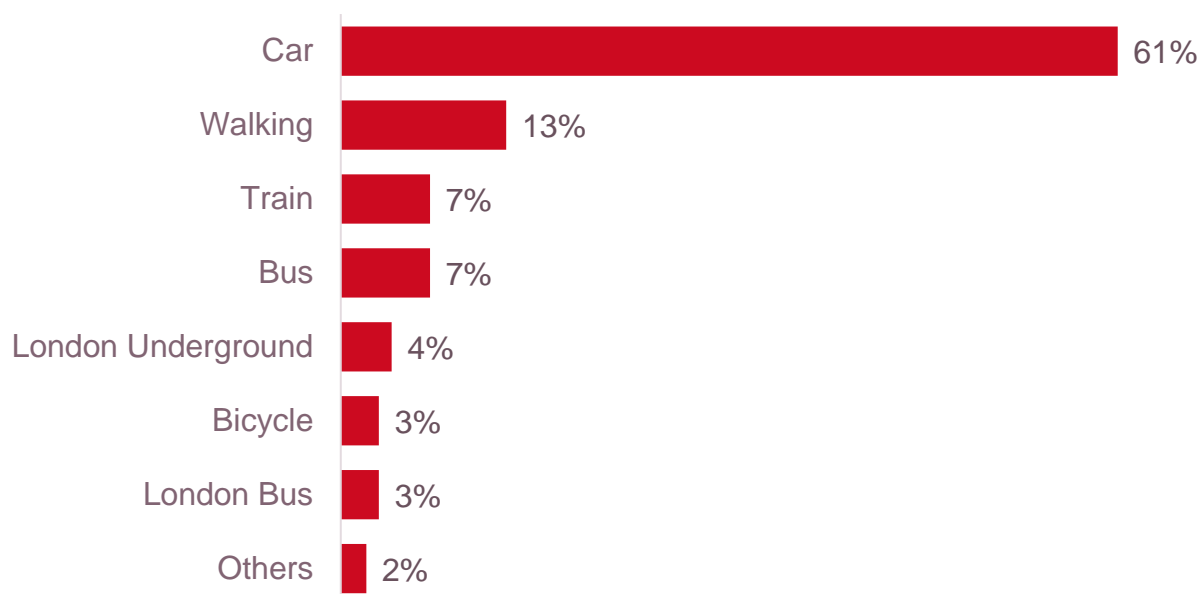
Key findings

- The majority of those making journeys to or from work or education use a car in order to make this journey. 60 per cent use a car as their main mode of travel to or from work or education compared with 8 per cent who use a bus and 7 per cent who use a train.
- A greater proportion of car commuters say that the work that they do can only be done from their usual workplace compared to those using rail or bus. Those who commute by car are more likely to have commuted for five or more days during a week prior to March 2020 and are more likely to say that they will do the same when Covid-19 no longer poses a risk.
- There is a fall in the proportion of commuters commuting 5 days a week across all modes:
 - rail – from 59 per cent before March 2020 to 35 per cent when Covid-19 no longer poses a risk
 - bus – from 59 per cent before March 2020 to 47 per cent when Covid-19 no longer poses a risk
 - car – from 67 per cent before March 2020 to 56 per cent when Covid-19 no longer poses a risk.
- The gap between previous commuting habits and future expectations increases, especially amongst rail commuters, when people who cannot work anywhere other than their usual place of work are removed from the analysis.

Modes of transport used for commuting

For three fifths of those who previously made journeys to commute to or from work or education, the car was the main mode that they used to make this journey. 13 per cent tended to walk to make this journey, while 7 per cent in each case previously used a train or a bus (outside London) as their main mode to travel to work.

Which is the main mode of transport that you use to make your journey to or from work or education?

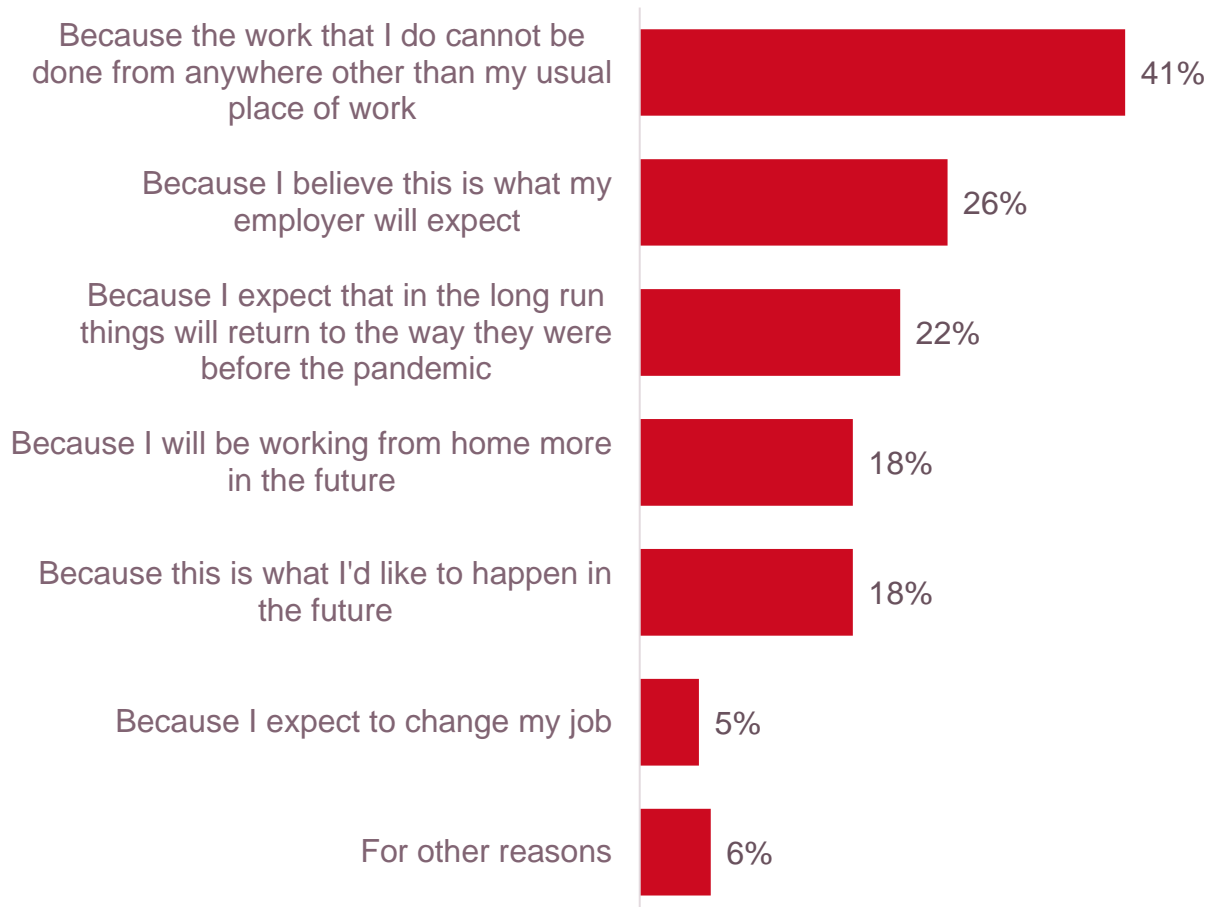


All making journeys to travel to or from work or education before March 2020.
Transport Focus weekly omnibus – waves 26-28 – 3,254

On what basis do people make estimates about how often they will commute in future?

Two fifths of those who are currently working make an estimate on their future commuting based upon the fact that the work that they do cannot be done in any place other than their usual place of work.

Which of the following reasons best describes why you expect that you will commute to your usual workplace x days a week?

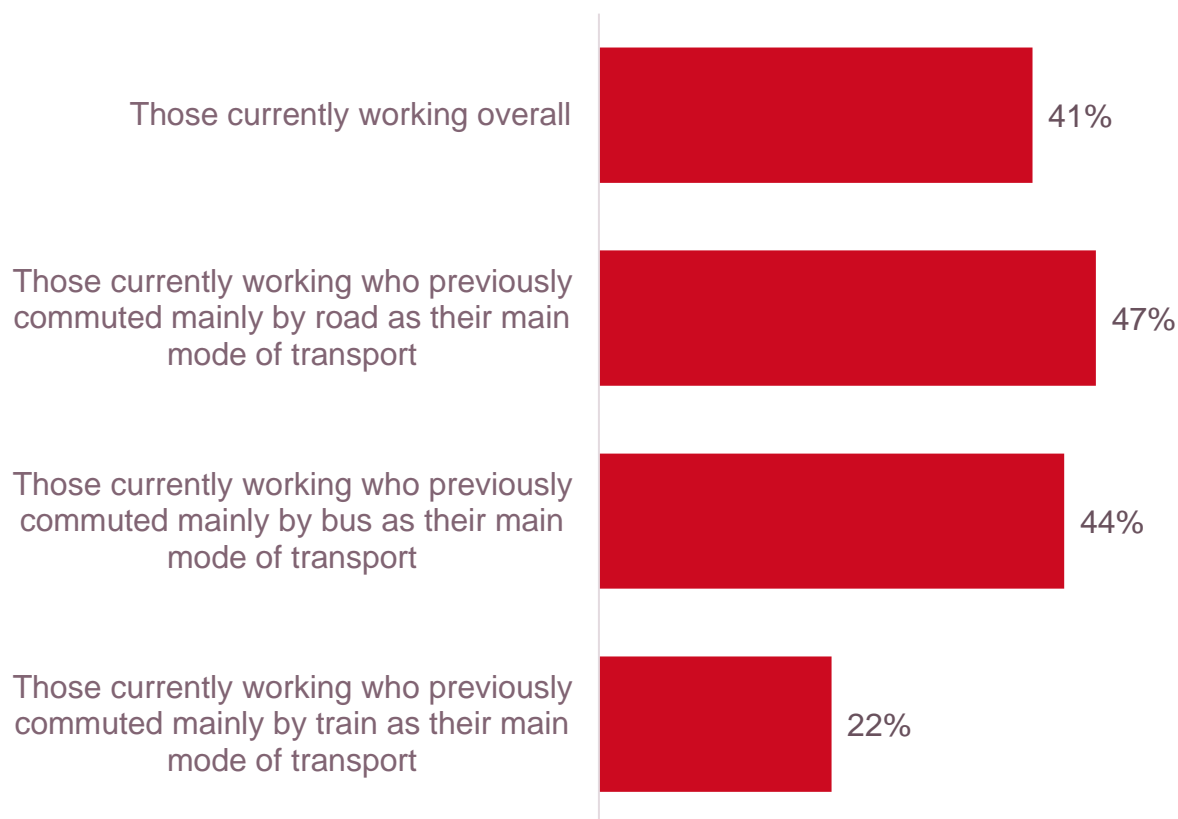


All who are currently furloughed / working full or part time / are self-employed.
Transport Focus weekly omnibus – waves 25-28 – 4,427

Those who used the train as their main mode to commute appear less likely to say their work cannot be done anywhere besides their usual place of work

Those who tended to use rail as their main mode of commute prior to March 2020 appear to have more discretion regarding their usual workplace. Smaller proportions of these commuters say that the work that they do cannot be done from anywhere besides their usual place of work. Those who tended to commute to work by road are less likely to have a choice about where they work compared with others.

Proportion who indicate that the work that they do cannot be done from anywhere besides their usual place of work



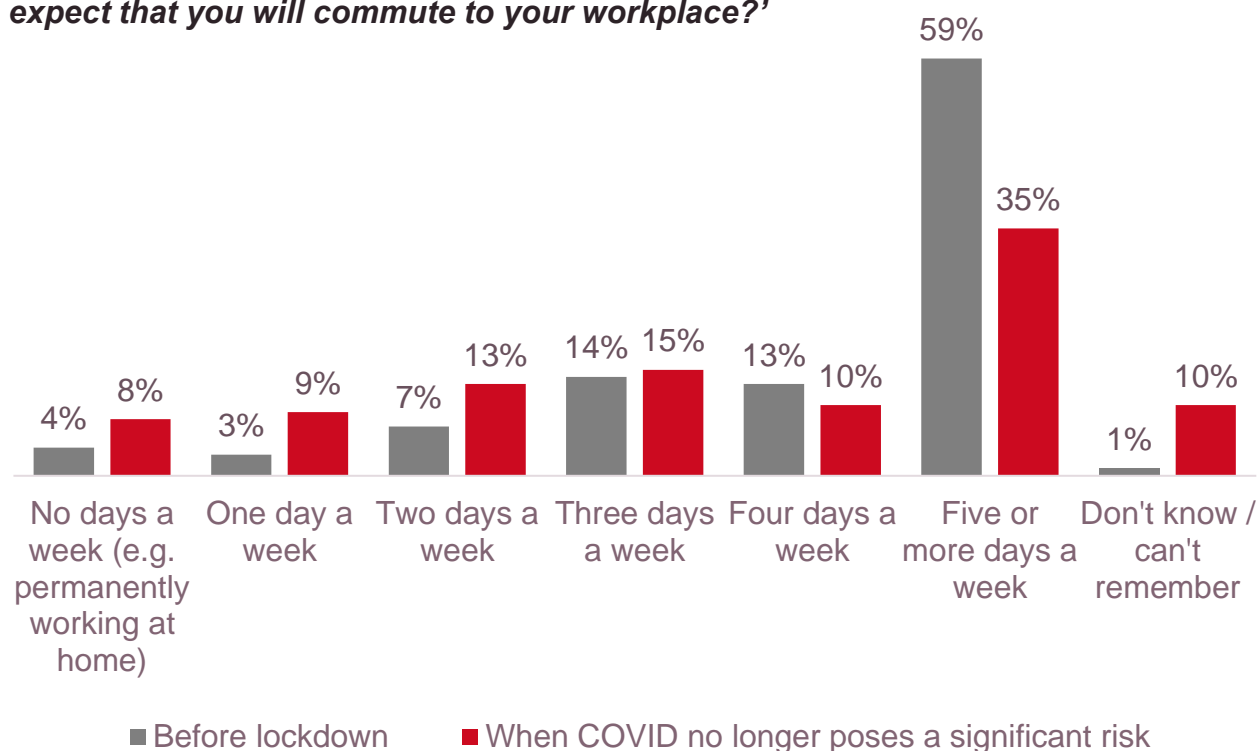
All who are currently furloughed / working full or part time / are self-employed.
Transport Focus weekly omnibus – waves 25-28 – 4,427

Future commuting among those who commuted by train prior to March 2020

There is a fall of **24 per cent** when you compare the proportion of those who travelled to work or education using **trains as their main mode of travel** for five days a week prior to March 2020, with the proportion of those who expect to commute to this degree when Covid-19 is no longer a significant risk.

‘How many days did you commute to your workplace or to education in a typical week before lockdown in March 2020?’

‘When COVID no longer poses a significant risk, how many days a week do you expect that you will commute to your workplace?’



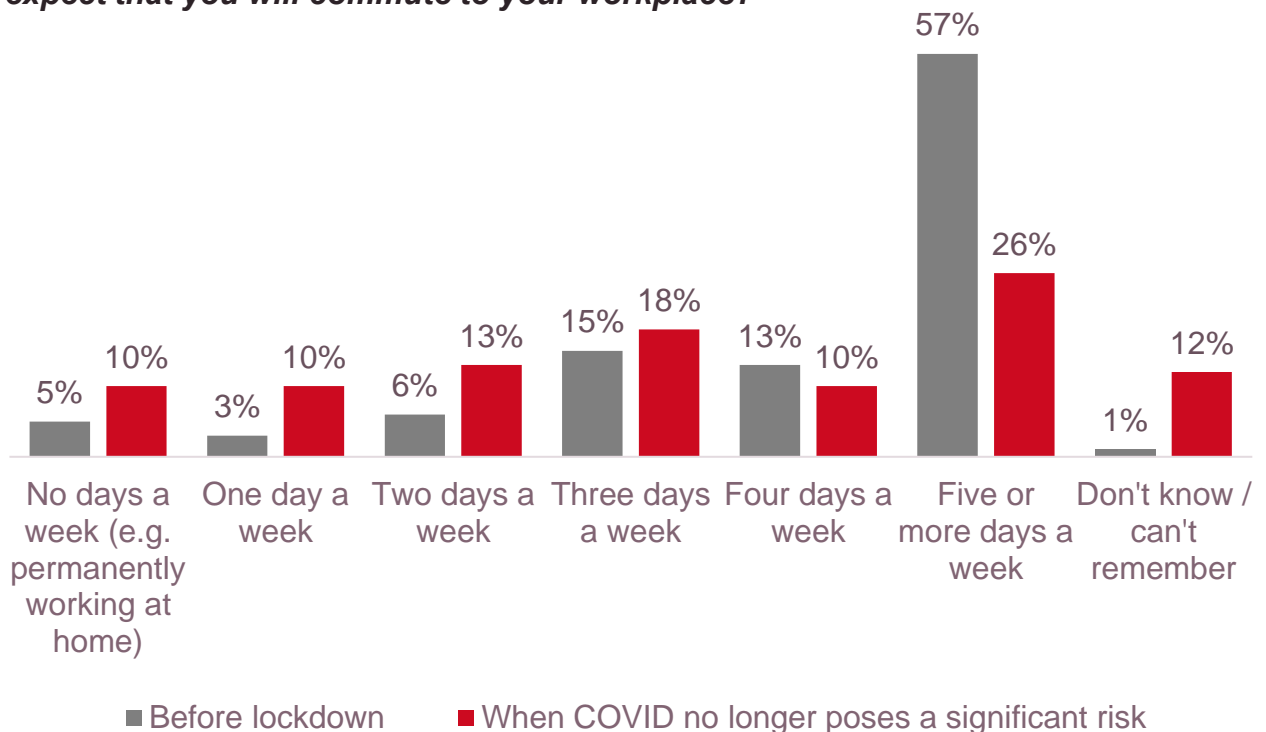
Those who used a train as their main mode of travel to or from work or education and who are currently furloughed, working full or part time, or self-employed.
Transport Focus weekly omnibus – waves 26-28 – 188

Future commuting among those who commuted by train prior to March 2020 excluding those who cannot work from anywhere other than their usual workplace

Excluding those who cannot work anywhere other than their usual workplace, there is a fall of **31 per cent** when you compare the proportion of those who travelled to work or education using **trains as their main mode of travel** for five days a week prior to March 2020, with the proportion of those who expect to commute to this degree when Covid-19 is no longer a significant risk.

'How many days did you commute to your workplace or to education in a typical week before lockdown in March 2020?'

'When COVID no longer poses a significant risk, how many days a week do you expect that you will commute to your workplace?'



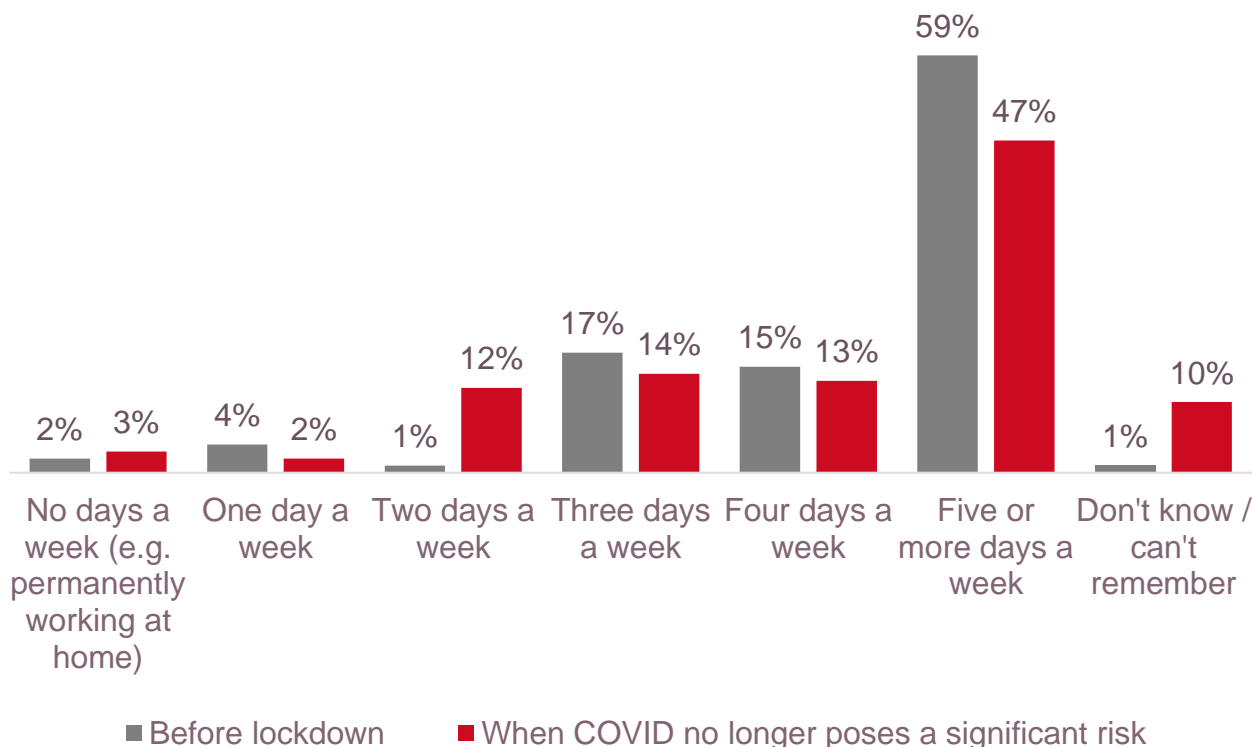
Those who used a train as their main mode of travel to or from work or education and who are currently furloughed, working full or part time, or self-employed. Excluding those who can only work from their usual workplace.
Transport Focus weekly omnibus – waves 26-28 – 145

Future commuting among those who commuted by bus prior to March 2020

There is a fall of **12 per cent** when you compare the proportion of those who travelled to work or education using **a bus as their main mode of travel** for five days a week prior to March 2020, with the proportion of those who expect to commute to this degree when Covid-19 is no longer a significant risk.

‘How many days did you commute to your workplace or to education in a typical week before lockdown in March 2020?’

‘When COVID no longer poses a significant risk, how many days a week do you expect that you will commute to your workplace?’



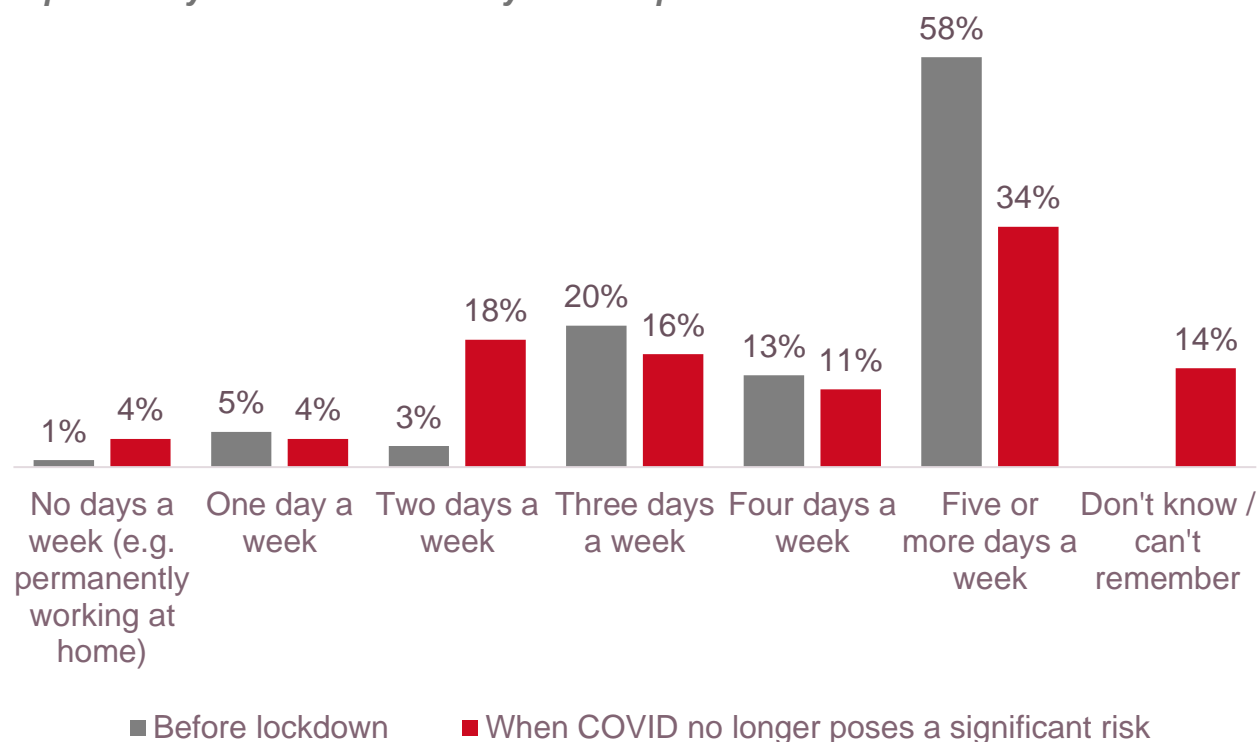
Those who used a bus outside London as their main mode of travel to or from work or education and who are currently furloughed, working full or part time, or self-employed.
Transport Focus weekly omnibus – waves 26-28 – 199

Future commuting among those who commuted by bus prior to March 2020 excluding those who cannot work from anywhere other than their usual workplace

Excluding those who cannot work anywhere other than their usual workplace, there is a fall of **24 per cent** when you compare the proportion of those who travelled to work or education using **a bus as their main mode of travel** for five days a week prior to March 2020, with the proportion of those who expect to commute to this degree when Covid-19 is no longer a significant risk.

'How many days did you commute to your workplace or to education in a typical week before lockdown in March 2020?'

'When COVID no longer poses a significant risk, how many days a week do you expect that you will commute to your workplace?'



Those who used **a bus outside London** as their main mode of travel to or from work or education and who are currently furloughed, working full or part time, or self-employed. **Excluding those who can only work from their usual workplace.**

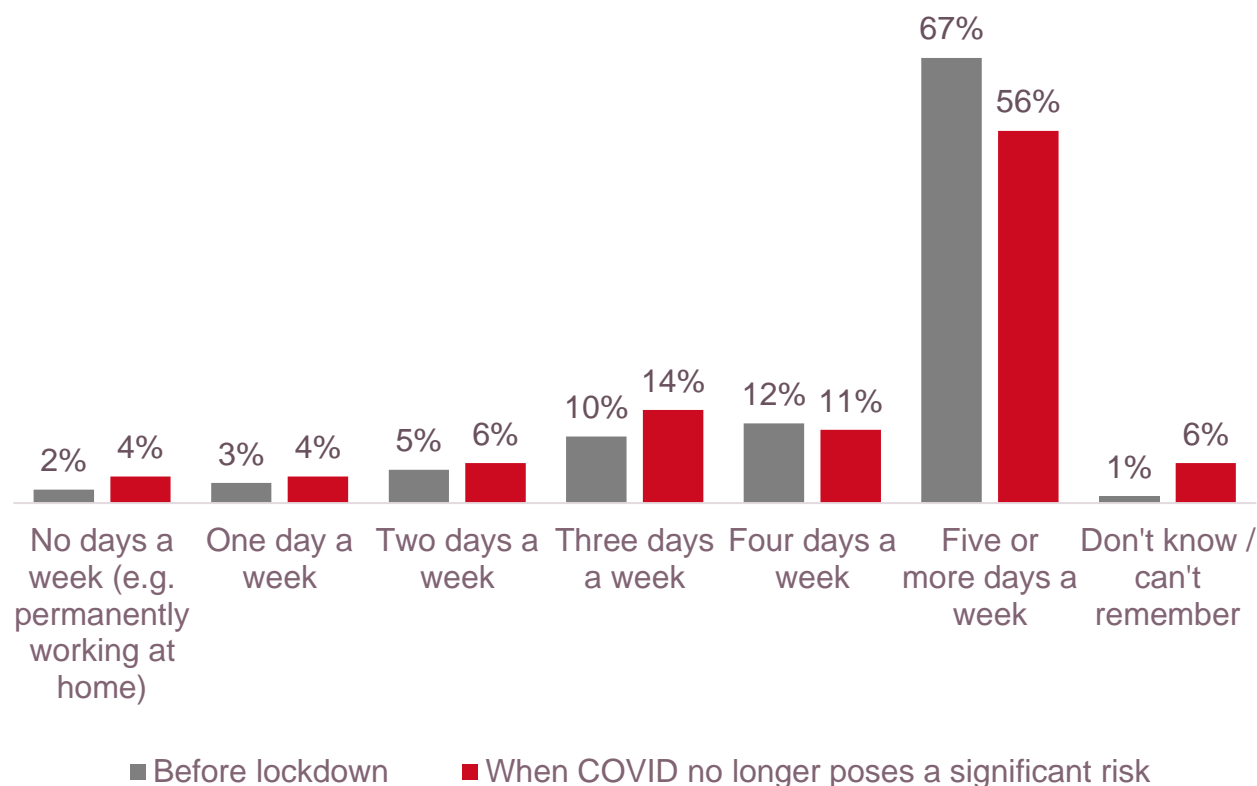
Transport Focus weekly omnibus – waves 26-28 – 110

Future commuting among those who commuted by car prior to March 2020

There is a fall of **11 per cent** when you compare the proportion of those who travelled to work or education using **a car as their main mode of travel** for five days a week prior to March 2020, with the proportion of those who expect to commute to this degree when Covid-19 is no longer a significant risk.

‘How many days did you commute to your workplace or to education in a typical week before lockdown in March 2020?’

‘When COVID no longer poses a significant risk, how many days a week do you expect that you will commute to your workplace?’



Those who used **a car** as their main mode of travel to or from work or education and who are currently furloughed, working full or part time, or self-employed.

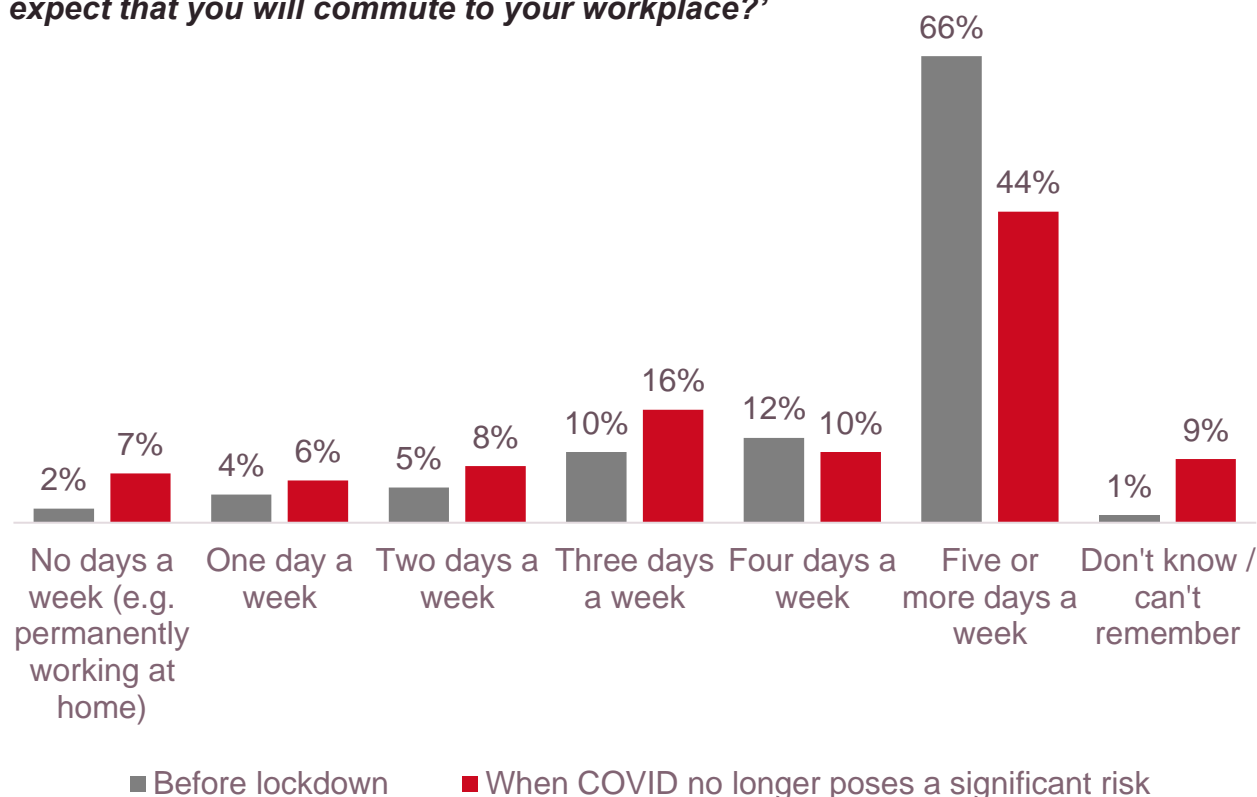
Transport Focus weekly omnibus – waves 26-28 – 1,785

Future commuting among those who commuted by car prior to March 2020 excluding those who cannot work from anywhere other than their usual workplace

Excluding those who cannot work anywhere other than their usual workplace, there is a fall of **22 per cent** when you compare the proportion of those who travelled to work or education using **a car as their main mode of travel** for five days a week prior to March 2020, with the proportion of those who expect to commute to this degree when Covid-19 is no longer a significant risk.

'How many days did you commute to your workplace or to education in a typical week before lockdown in March 2020?'

'When COVID no longer poses a significant risk, how many days a week do you expect that you will commute to your workplace?'



Those who used a car as their main mode of travel to or from work or education and who are currently furloughed, working full or part time, or self-employed. Excluding those who can only work from their usual workplace.

Transport Focus weekly omnibus – waves 26-28 – 940

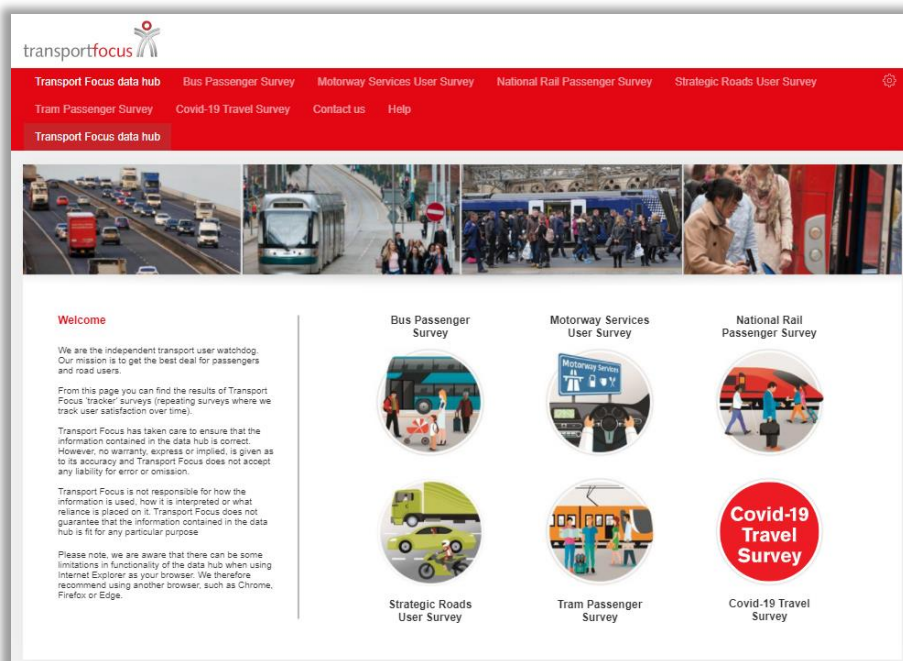
Transport Focus Data Hub

All the results from the Transport Focus 'Covid-19 Travel survey research is available for your own analysis on the Transport Focus Data Hub.

The data is available for anyone to view at:

www.transportfocus.org.uk/data-hub

You can access the survey by clicking on 'Covid-19 Travel Survey'.



Please note:

Data from new waves of the survey is uploaded and made available on each Friday morning. The survey may be unavailable on the hub on Thursday afternoon while the upload of new data takes place.

Survey method

- c.2000 online interviews per week. Using Yonder Consulting weekly omnibus.
- Nationally representative of Great British population – not all respondents are passengers on public transport.
- Those who have provided a response are excluded from the subsequent wave of research.
 - Week 25 fieldwork: 16-18 October
 - Week 26 fieldwork: 23–25 October
 - Week 27 fieldwork: 30 October-1 November
 - Week 28 fieldwork: 6-8 November