



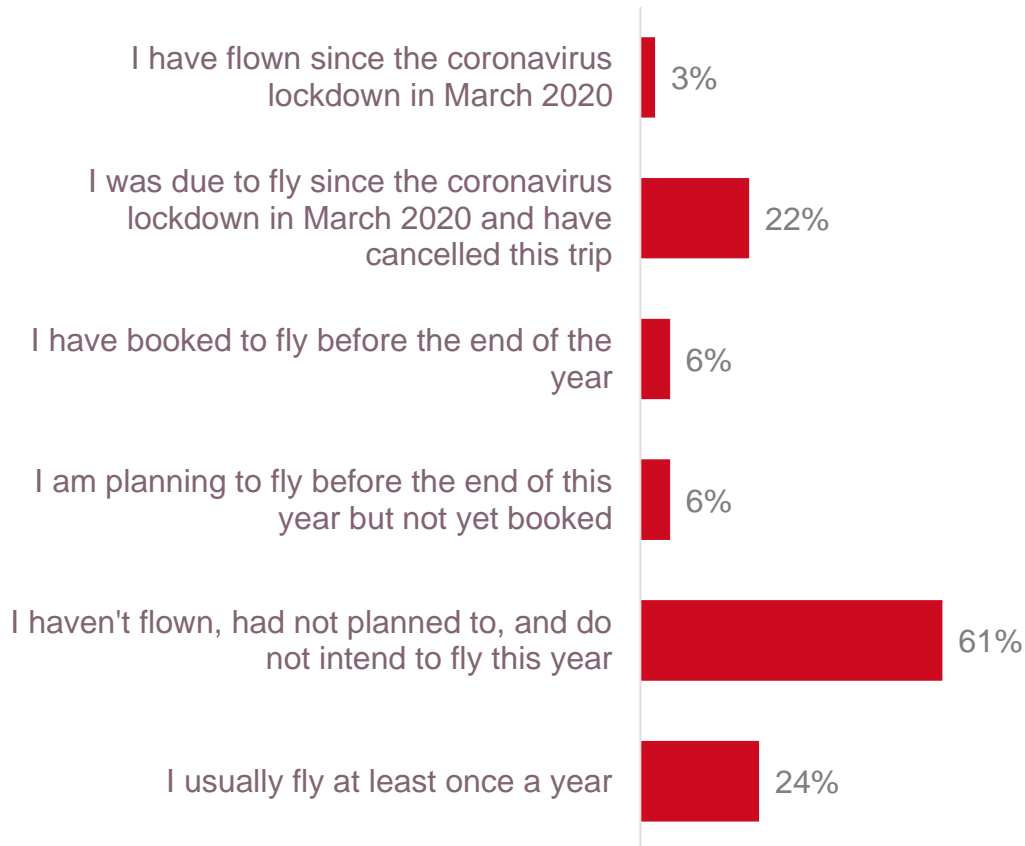
Travel during Covid-19

Air travel

January 2021

Six in ten haven't flown, had not planned to, and do not intend to fly this year. One in five have cancelled a trip

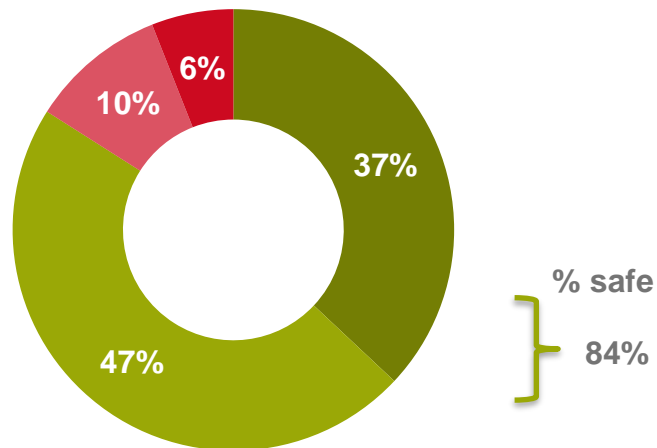
Flying since lockdown



Eight in ten of those who have flown felt safe doing so. Three in ten of those who have not would feel safe

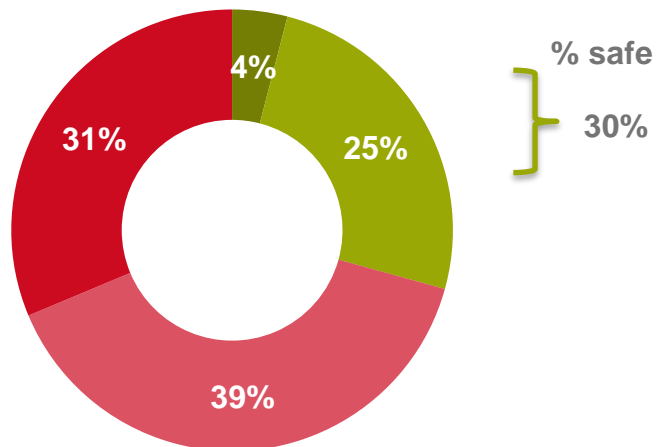
In terms of coronavirus, how safe did you feel when you last flew?
Base: All flying since lockdown, 124

■ Very Safe ■ Fairly safe ■ Not very safe ■ Not at all safe



If you had to fly at the moment, in terms of coronavirus, how safe would you feel?
Base: All who have not flown since lockdown, 3,860

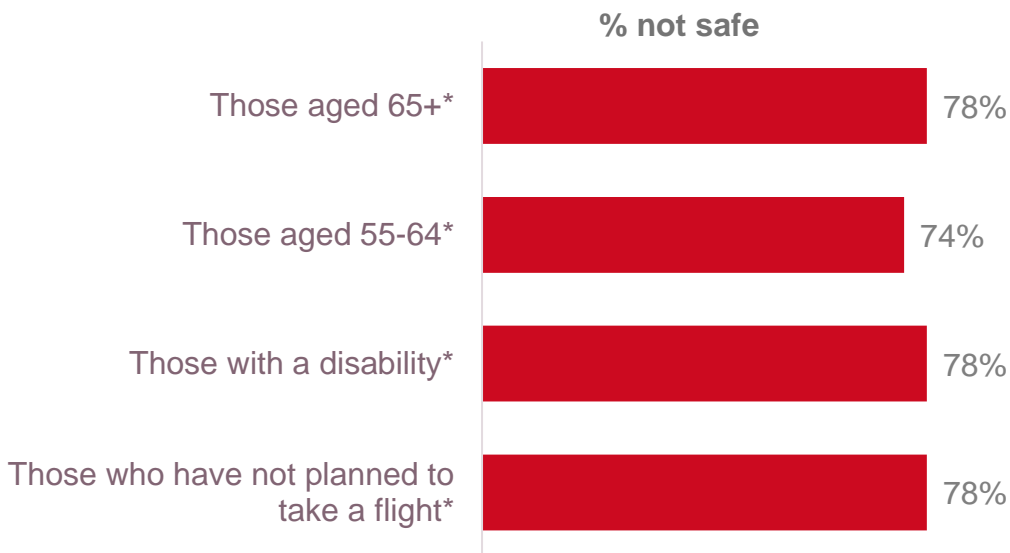
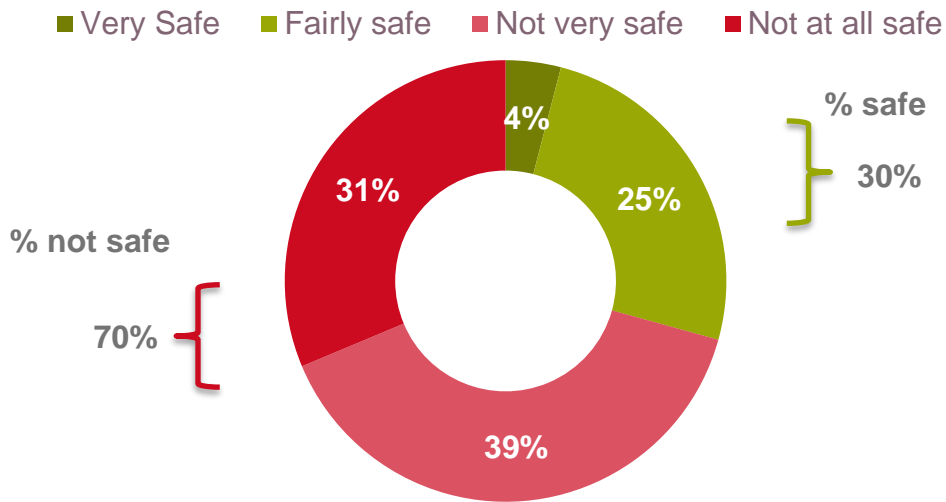
■ Very Safe ■ Fairly safe ■ Not very safe ■ Not at all safe



Older people and those with a disability are more likely than others to say that they would not feel safe taking a flight

If you had to fly at the moment, in terms of coronavirus, how safe would you feel?

Base: All who have not flown since lockdown, 3,860



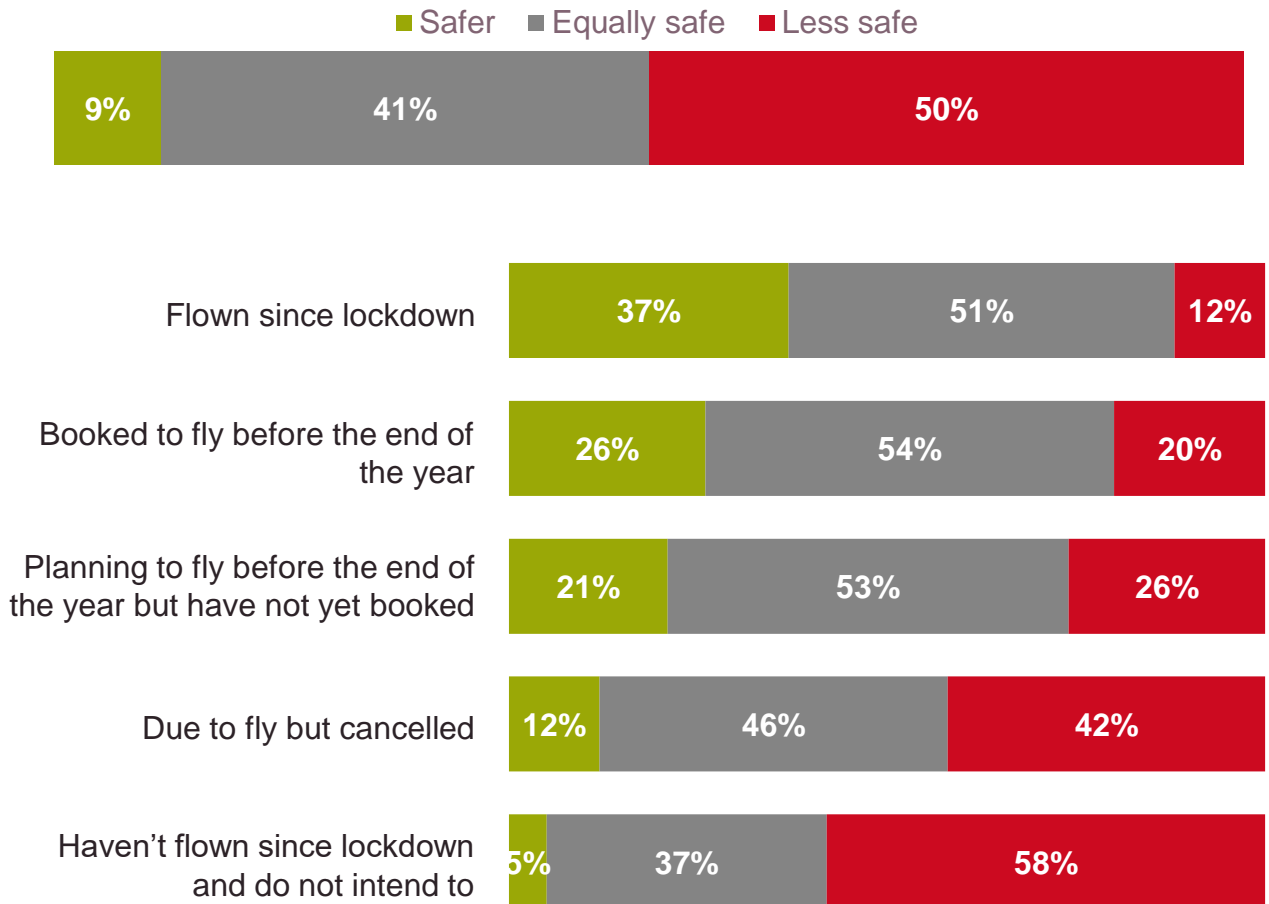
* denotes statistically significant difference to all those not flying since lockdown

Those who have flown since lockdown are significantly more likely to consider flying safe than others

Thinking about flying in terms of coronavirus, which of these statements applies to you..?

I think that flying is safer / less safe / equally safe than other modes of transport such as trains and buses

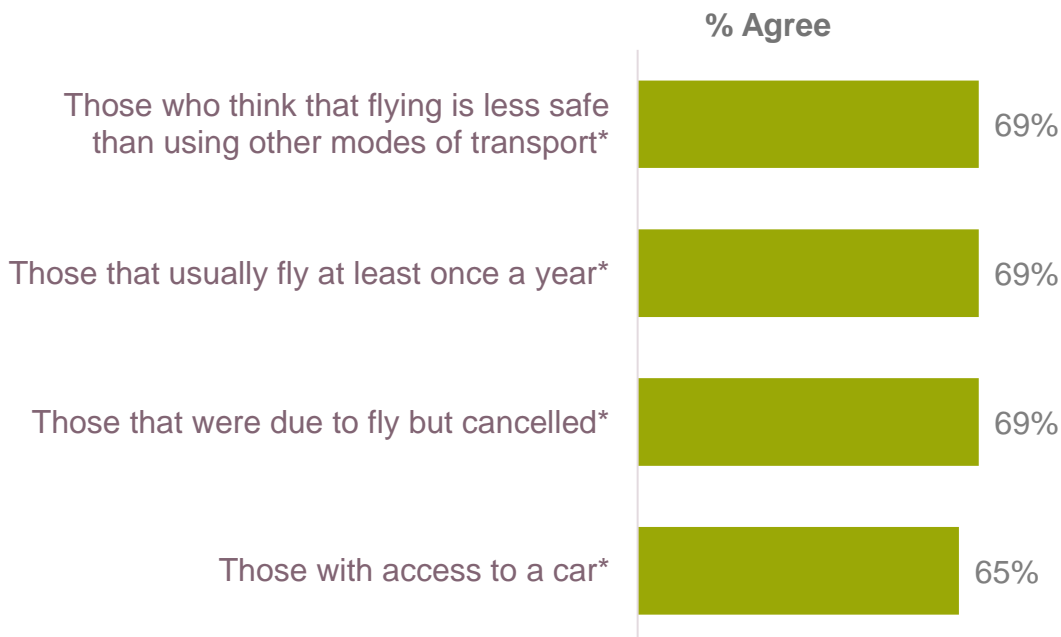
Base: All, 3,984



Almost two thirds agree that worrying about getting a refund would stop them from booking a flight at the moment

Worrying about getting a refund if I needed to would stop me booking a flight at the moment. Base: All, 2,879[^]

■ Strongly agree ■ Tend to agree ■ Neither / nor ■ Tend to disagree ■ Strongly disagree



[^] Base excludes don't know/not applicable answers.

* Denotes statistically significant difference to respondents overall

Survey method

- c.2000 online interviews per week. Using Populus weekly omnibus. Repeated each week
- Nationally representative of Great British population
- Interviews undertaken in weeks 16 and 17 of the survey; between 14-16 and 21-23 August 2020.

Sample size

Total	W16	W17	18-24	25-34	35-44	45-54	55-64	65+	Male	Female
3,984	2,000	1,984	455	634	634	755	598	908	1,968	2,016

Flown since lockdown	Due to fly but cancelled	Booked to fly before the end of the year	Planning to fly before the end of the year, but not yet booked	Haven't flown, had not planned to, and do not intend to fly	Usually fly at least once a year
124	794	227	242	2,514	906