



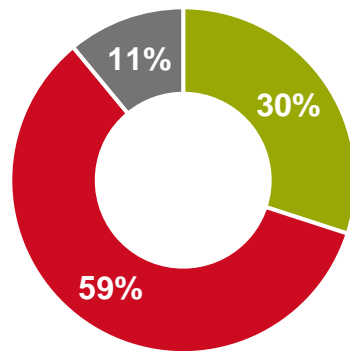
Christmas travel during Covid-19

8 December 2020

Three in ten are planning to travel over the Christmas/ New Year period. For just less than half who know what they will be doing, this is less than they would travel usually.

Are you currently planning to travel to visit friends or family over the Christmas / New Year period?

Base: Week 31 and Week 32 aggregated – 3,965

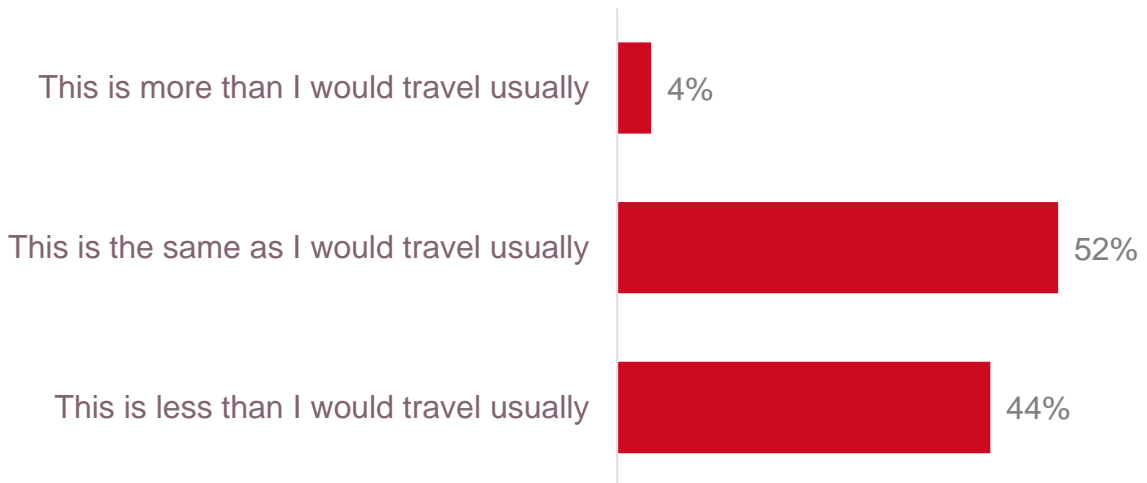


■ Yes ■ No ■ Don't know

How does this compare to your normal travel at this time of year?

Base: All who are / are not planning to travel over Christmas.

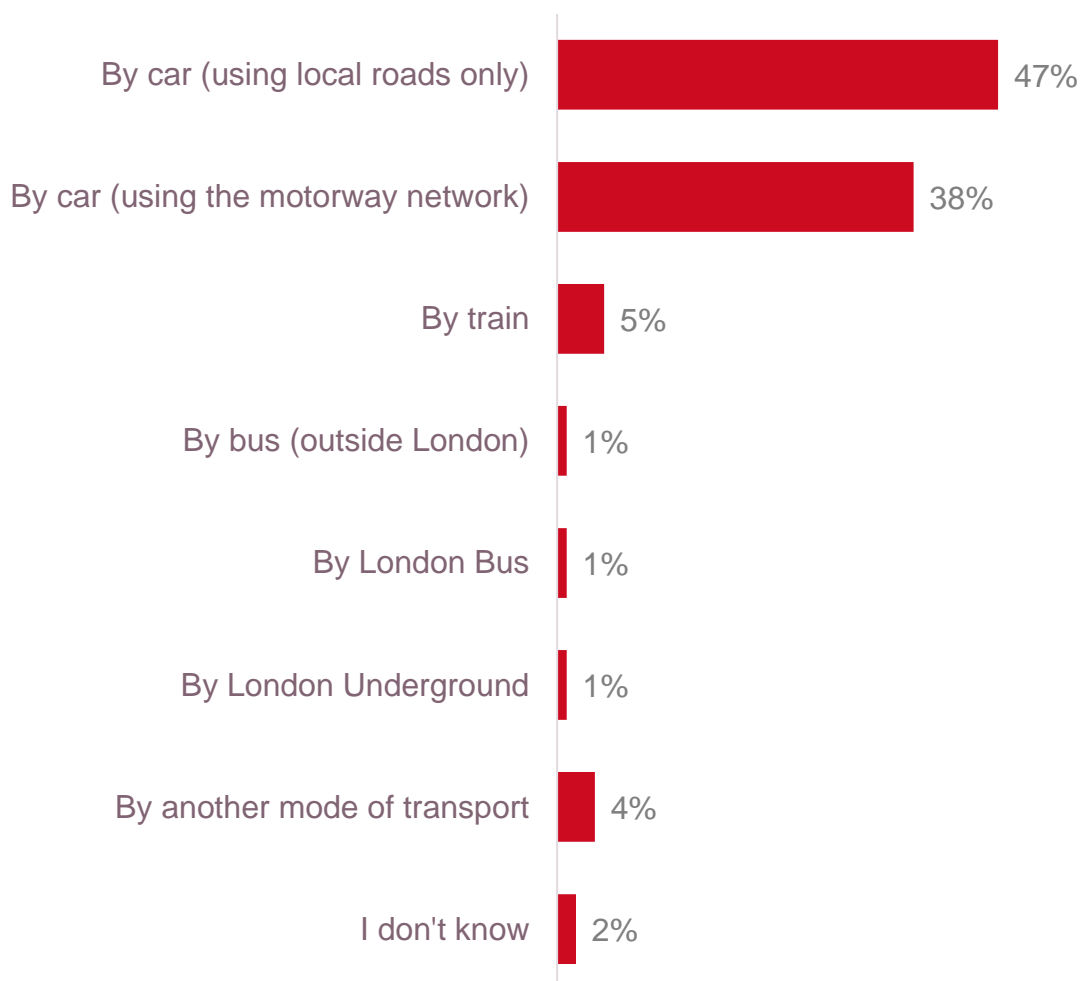
Week 31 and Week 32 aggregated – 3,524



More than four in five of those who will be making a journey over the Christmas period will travel by car, using either local roads or motorways. Only a small minority will be using public transport.

Which will be the main mode of transport that you will use to make a journey to visit family and friends over the Christmas / New Year period?

Base: All who are making a journey over the Christmas / New Year period.
Week 31 and Week 32 aggregated – 1,196

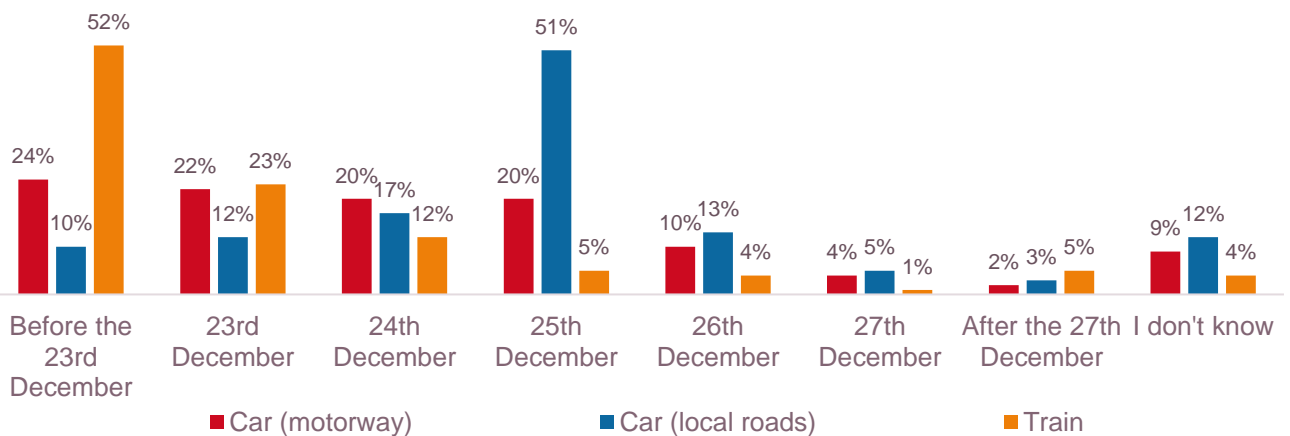


Those travelling by car using local roads are more likely than others to make journeys on Christmas day. Findings indicate that those travelling by train are more likely than others to travel before 23 or after 27 December.

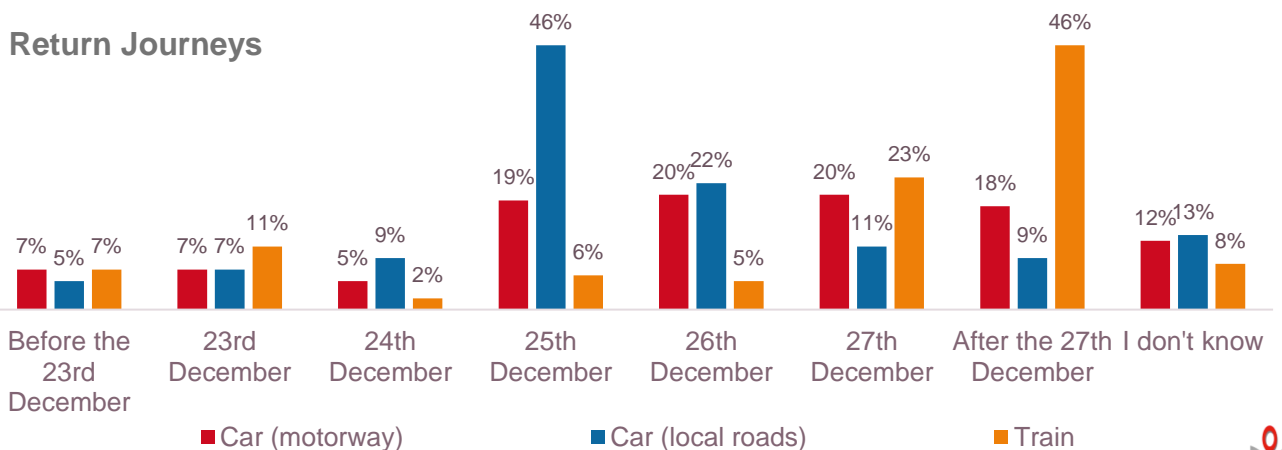
On which dates will you be making your outward and return journey(s)?

Base: All who are making a journey over the Christmas / New Year period. Week 31 and Week 32 aggregated. By car (using motorways) – 443, car (using local roads) - 552, train – 82

Outward Journeys



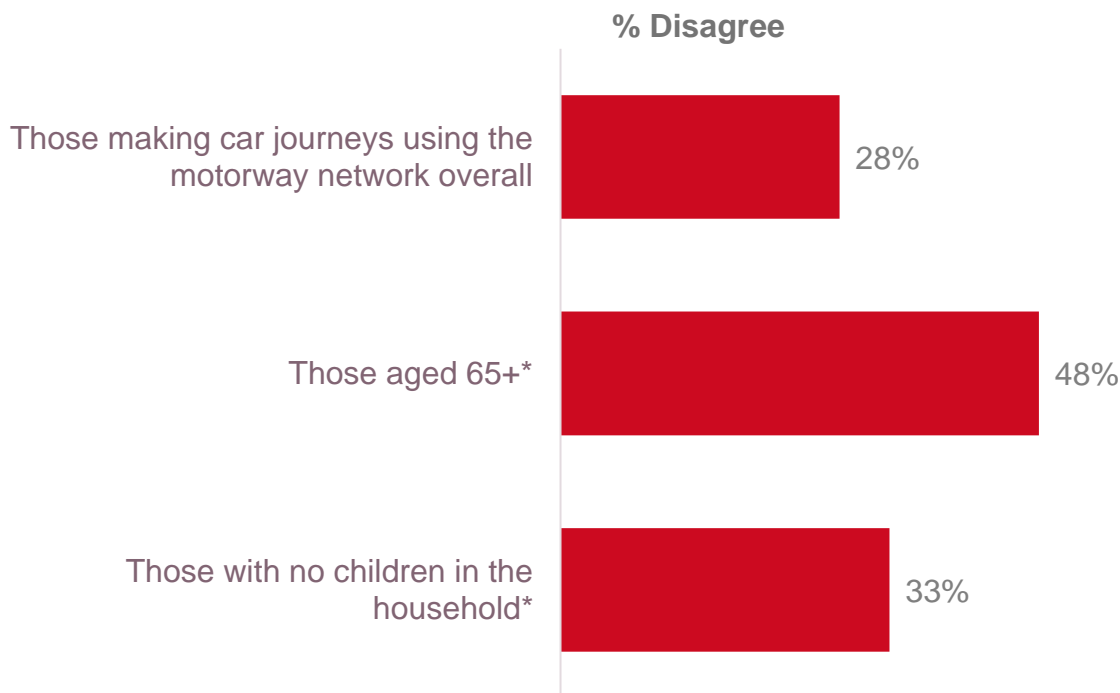
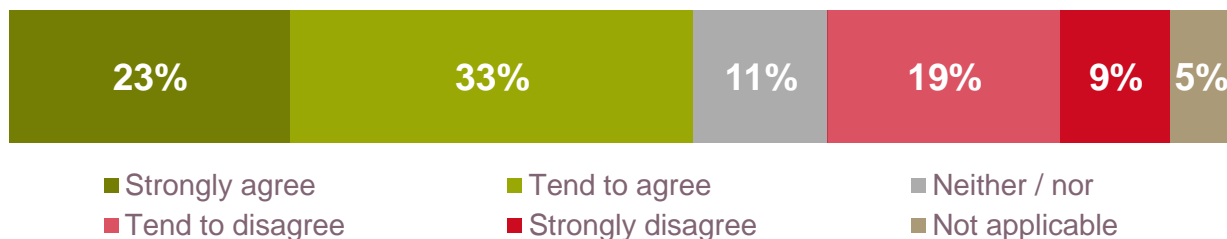
Return Journeys



Of those who will be making a car journey which involves the motorway over Christmas, just over a quarter would not be happy to stop at services.

If I decided to drive to visit family or friends over the Christmas period, I would be comfortable to stop at a motorway service area.

Base: Those who will be making a journey by car using the motorway network over the Christmas / New Year period. Week 31 and Week 32 aggregated - 443



* Denotes statistically significant difference from those making a journey using the motorway network overall

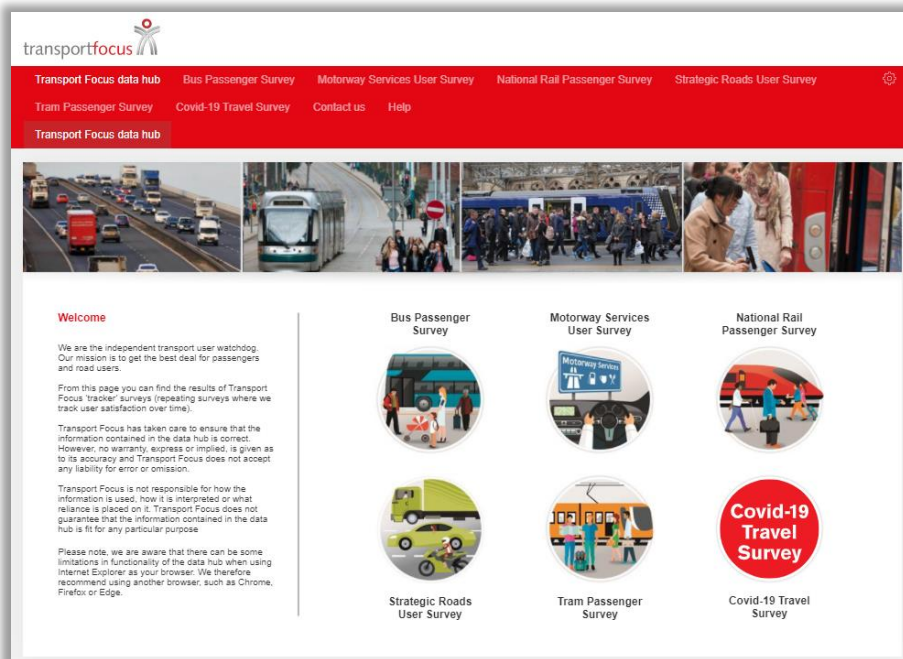
Transport Focus Data Hub

All the results from this wave and previous waves of this research are available for your own analysis on the Transport Focus Data Hub.

The data is available for anyone to view at:

www.transportfocus.org.uk/data-hub

You can access the survey by clicking on 'Covid-19 Travel Survey'



Please note:

Data from new waves of the survey is uploaded and made available on each Friday morning. The survey may be unavailable on the hub on Thursday afternoon while the upload of new data takes place.

Survey method and sample breakdown – week 31+32

- c.2000 online interviews per week. Using Yonder Consulting weekly omnibus.
- Nationally representative of Great British population – not all respondents are passengers on public transport.
- Those who have provided a response are excluded from the subsequent wave of research.
- Fieldwork repeated each weekend. Week 31 fieldwork: 27–29 November. Week 32 fieldwork: 4-6 December

Sample size by age groups and gender

TOTAL	18-24	25-34	35-44	45-54	55-64	65+	Male	Female
3,965	457	693	622	701	593	899	1,984	1,981

Sample size by region

Scotland	North East	North West	Yorks & Humber	West Midlands	East Midlands	Wales	Eastern	London	South East	South West
360	172	403	336	378	303	206	386	551	545	325