



Travel during Covid-19

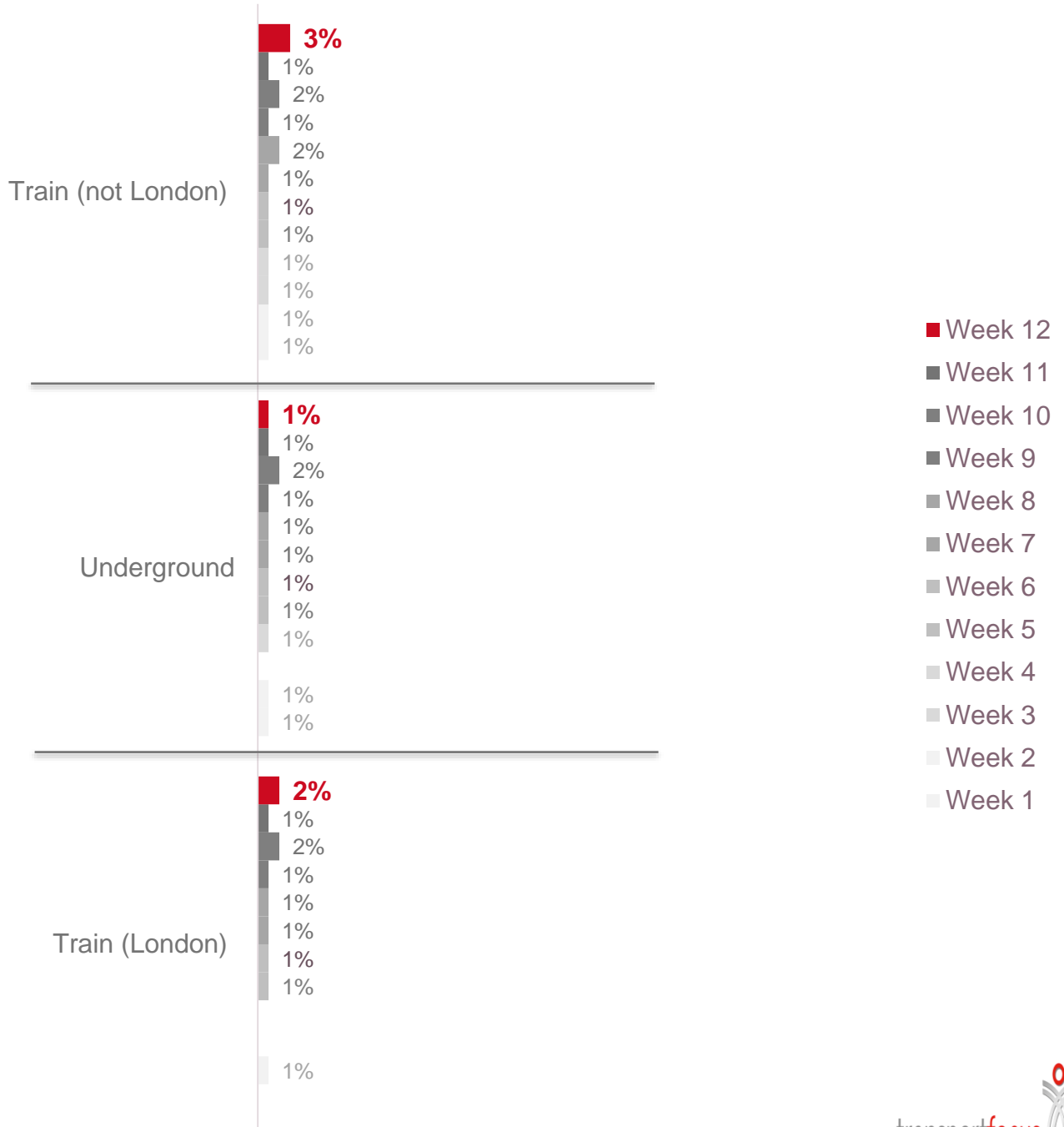
Tracking research - week 12

24 July 2020

Travel during Covid-19: omnibus week 12

Use of rail remains limited.

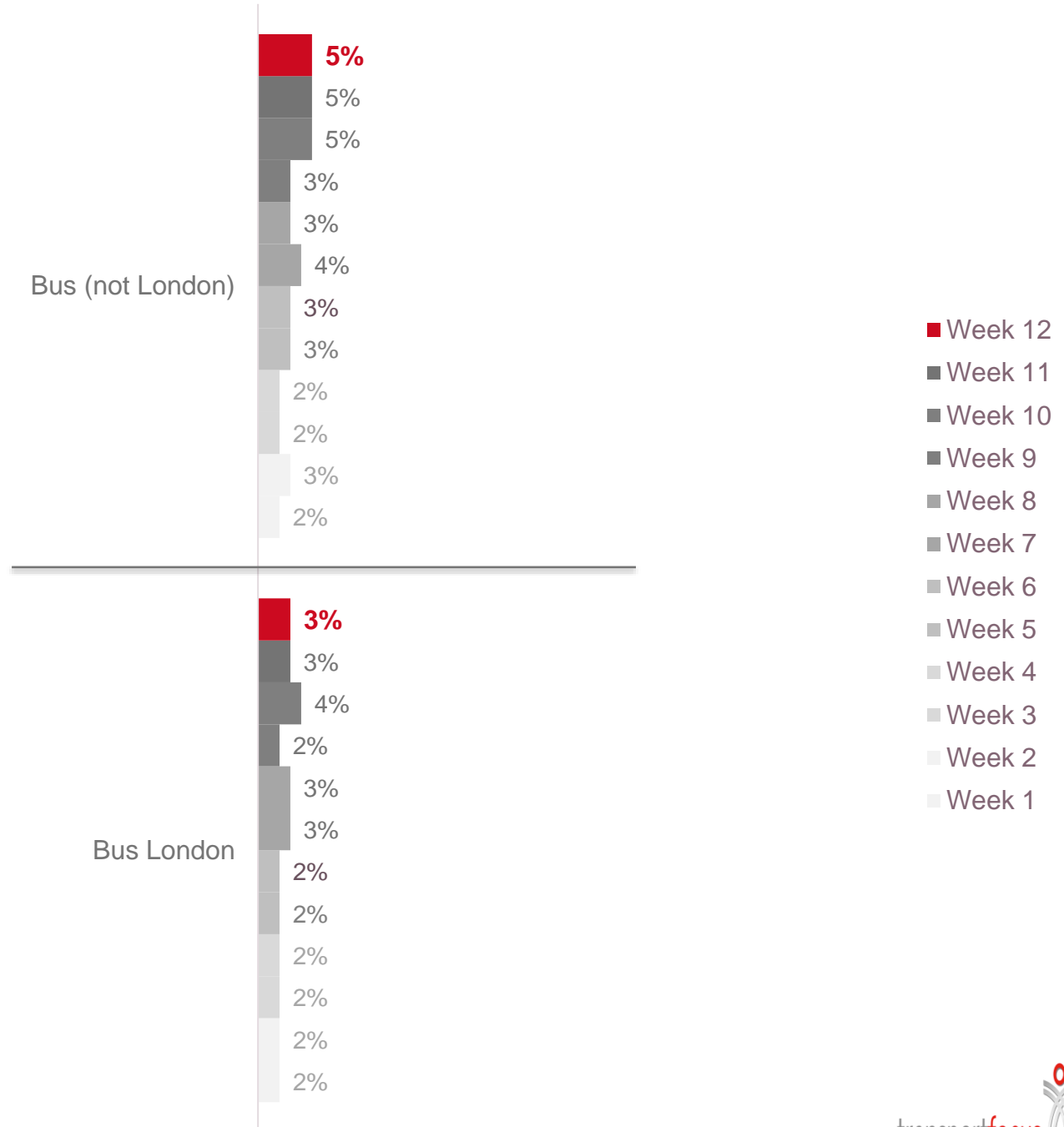
Public transport used in last 7 days



Travel during Covid-19: omnibus week 12

Use of bus remains limited.

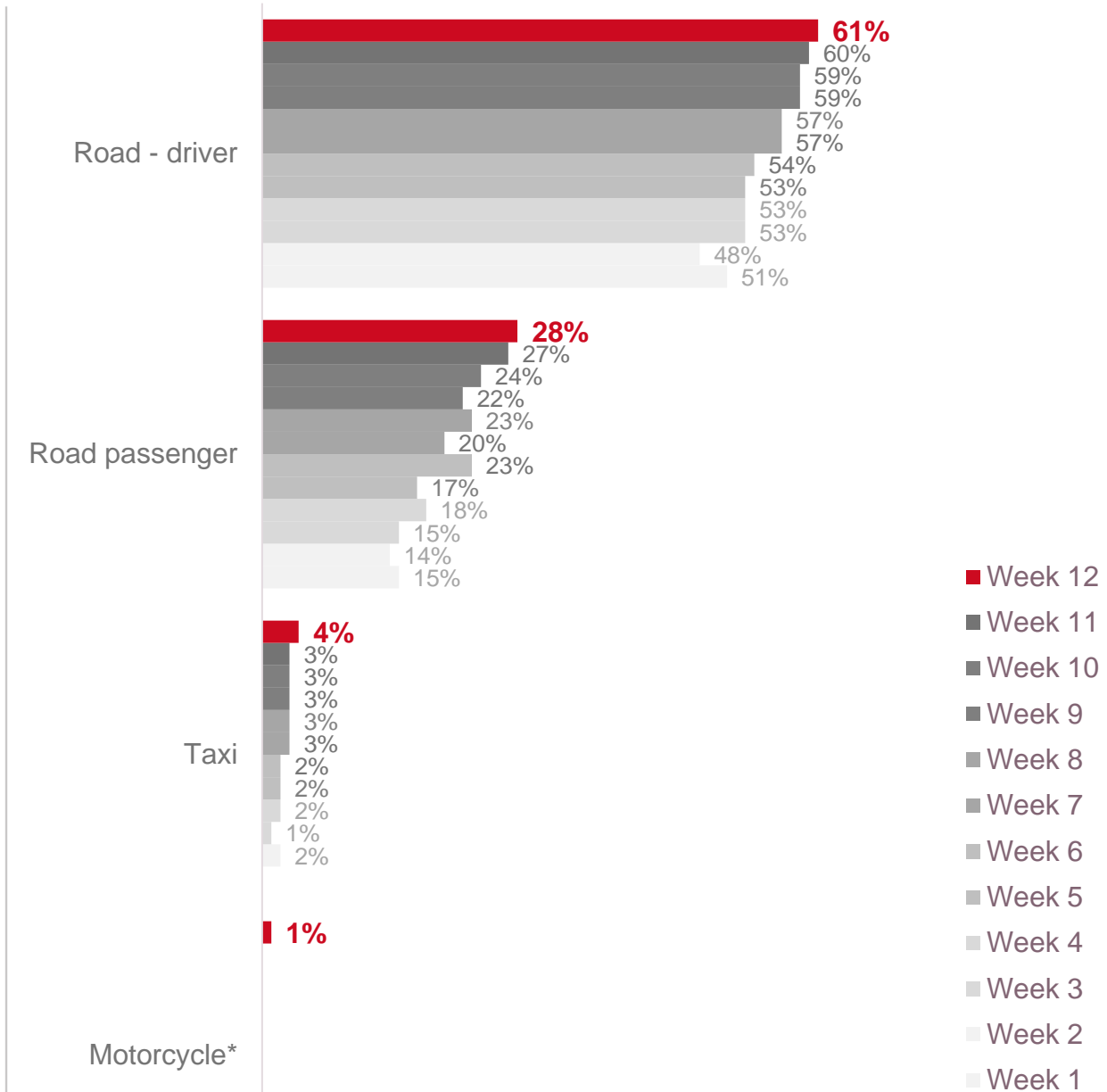
Public transport used in last 7 days



Travel during Covid-19: omnibus week 12

Journeys by road are increasingly common

Road use - last 7 days

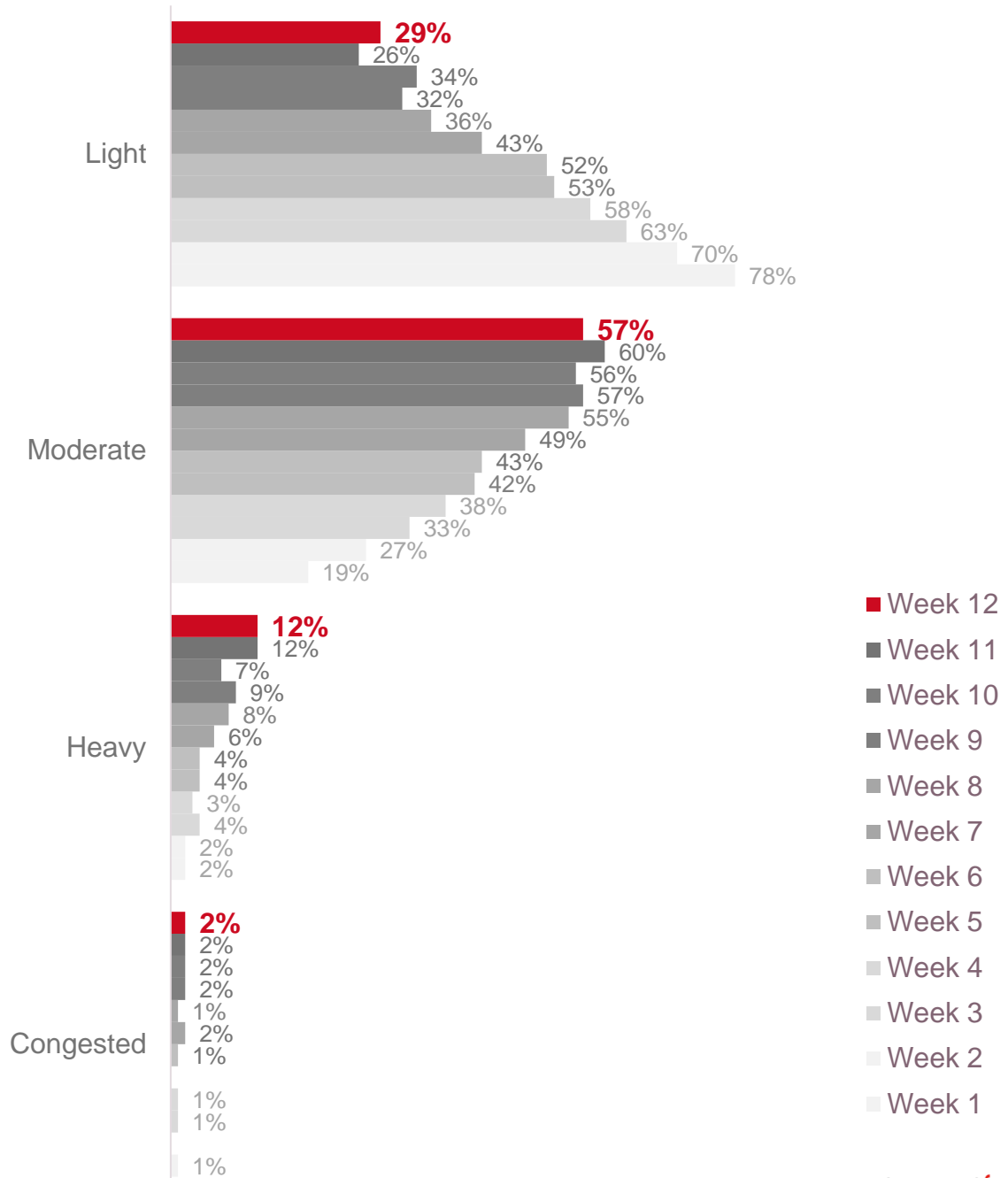


* Separated out at week 12

Travel during Covid-19: omnibus week 12

Road users report the volume of traffic as relatively stable

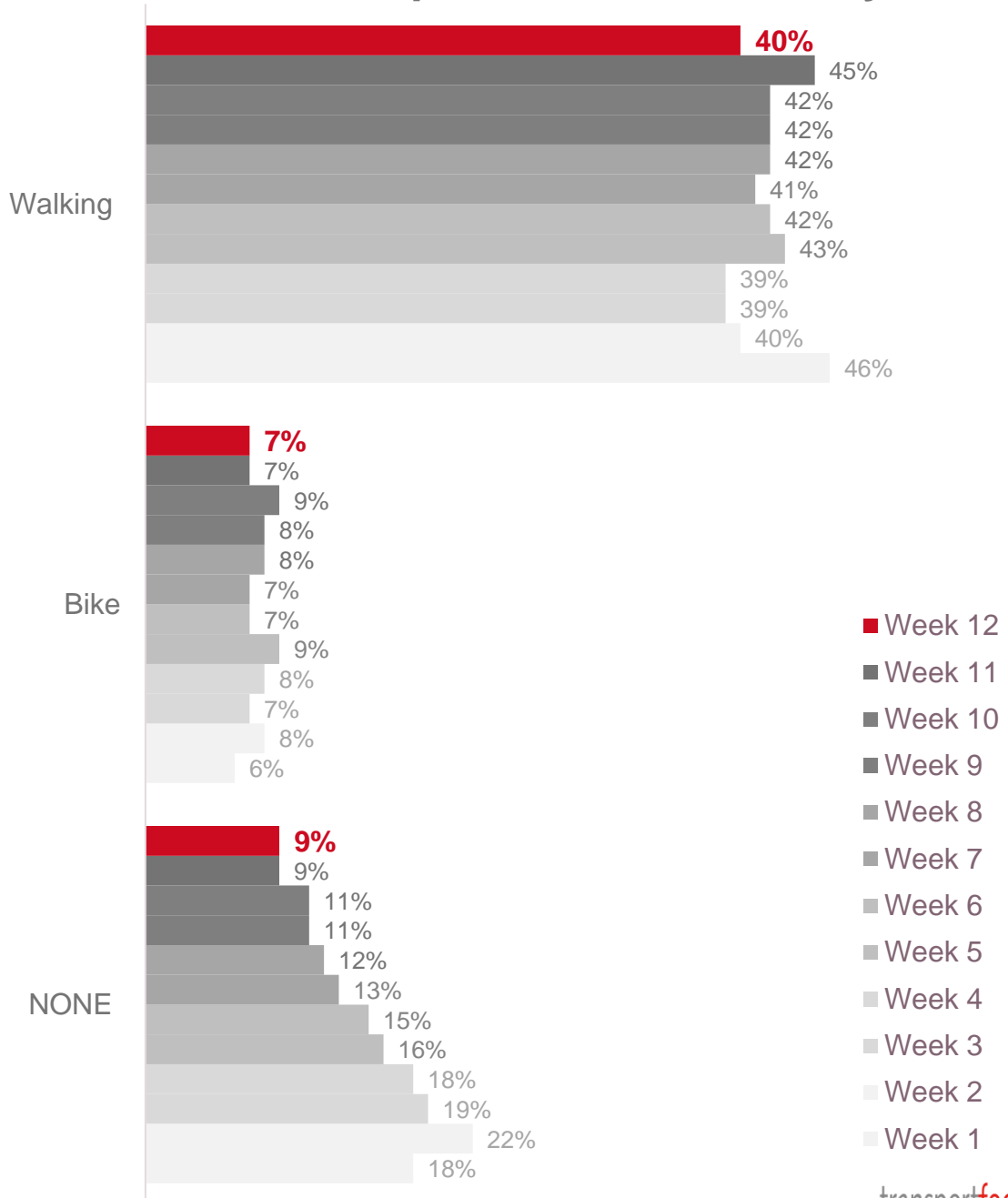
Reported level of traffic



Travel during Covid-19: omnibus week 12

Two in five have made journeys by foot.

Other transport used in last 7 days



Travel during Covid-19: omnibus week 12

Shopping for groceries or essentials is main reason for making journeys. More people are making journeys for eating out, visiting attractions etc.

Reasons for making any journeys in last 7 days



TRAVELLING TO OR FROM PLACE OF WORK

32% (30% W11)



VISITING FRIENDS/FAMILY

42% (37% W11)



SHOPPING FOR ESSENTIALS / GROCERIES

72% (78% W11)



PERSONAL BUSINESS (DOCTOR, HOSPITAL, BANK ETC)

22% (24% W11)



TRAVEL TO EXERCISE OR FOR LEISURE

27% (27% W11)



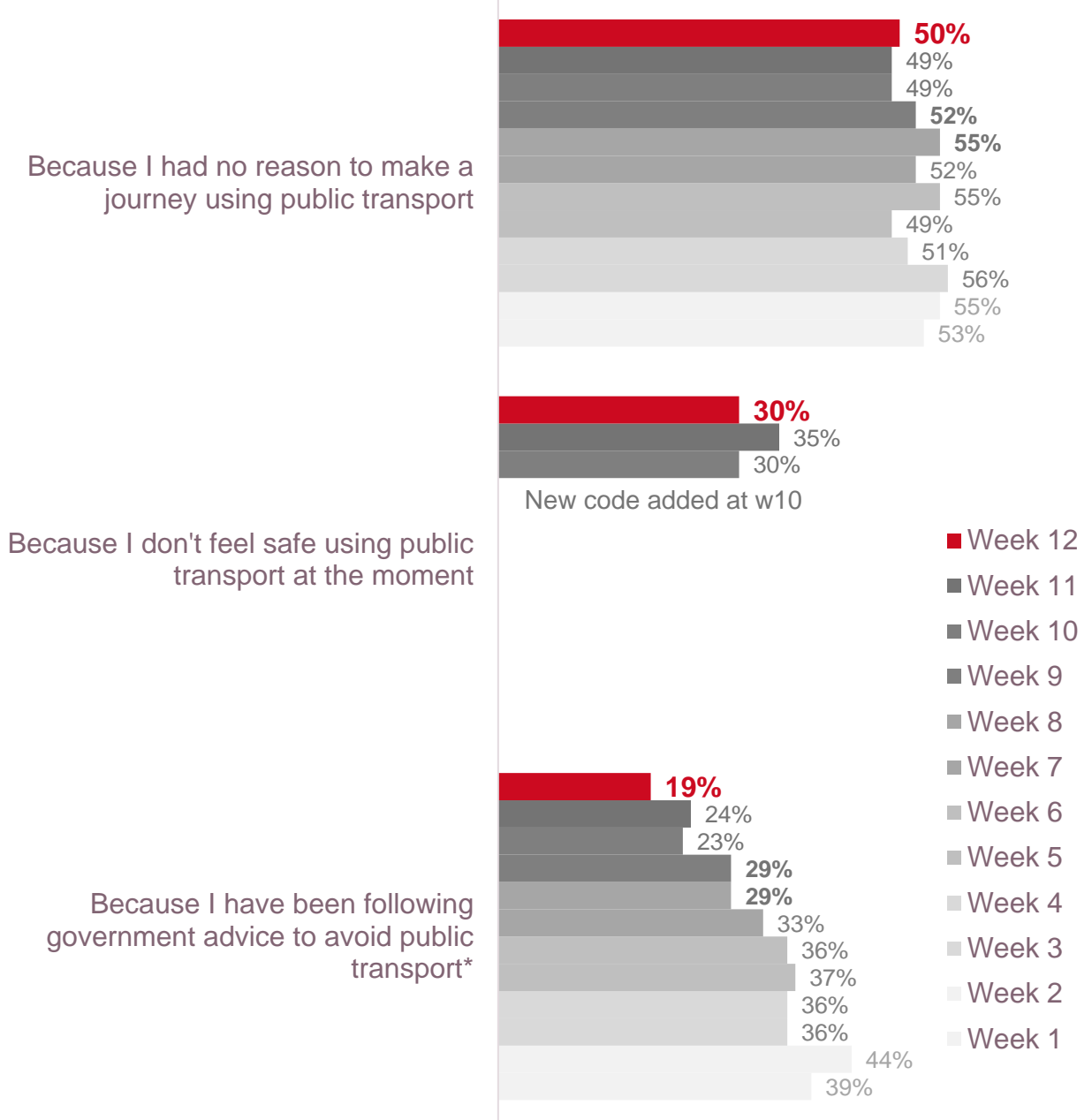
TO TRAVEL FOR OTHER LEISURE REASONS, SUCH AS EATING OUT, VISITING ATTRACTIONS ETC

26% (23% W11)

Travel during Covid-19: omnibus week 12

Half have no reason to use public transport. Three in ten didn't use public transport because they don't feel safe to do so.

Reasons public transport not used in the last seven days

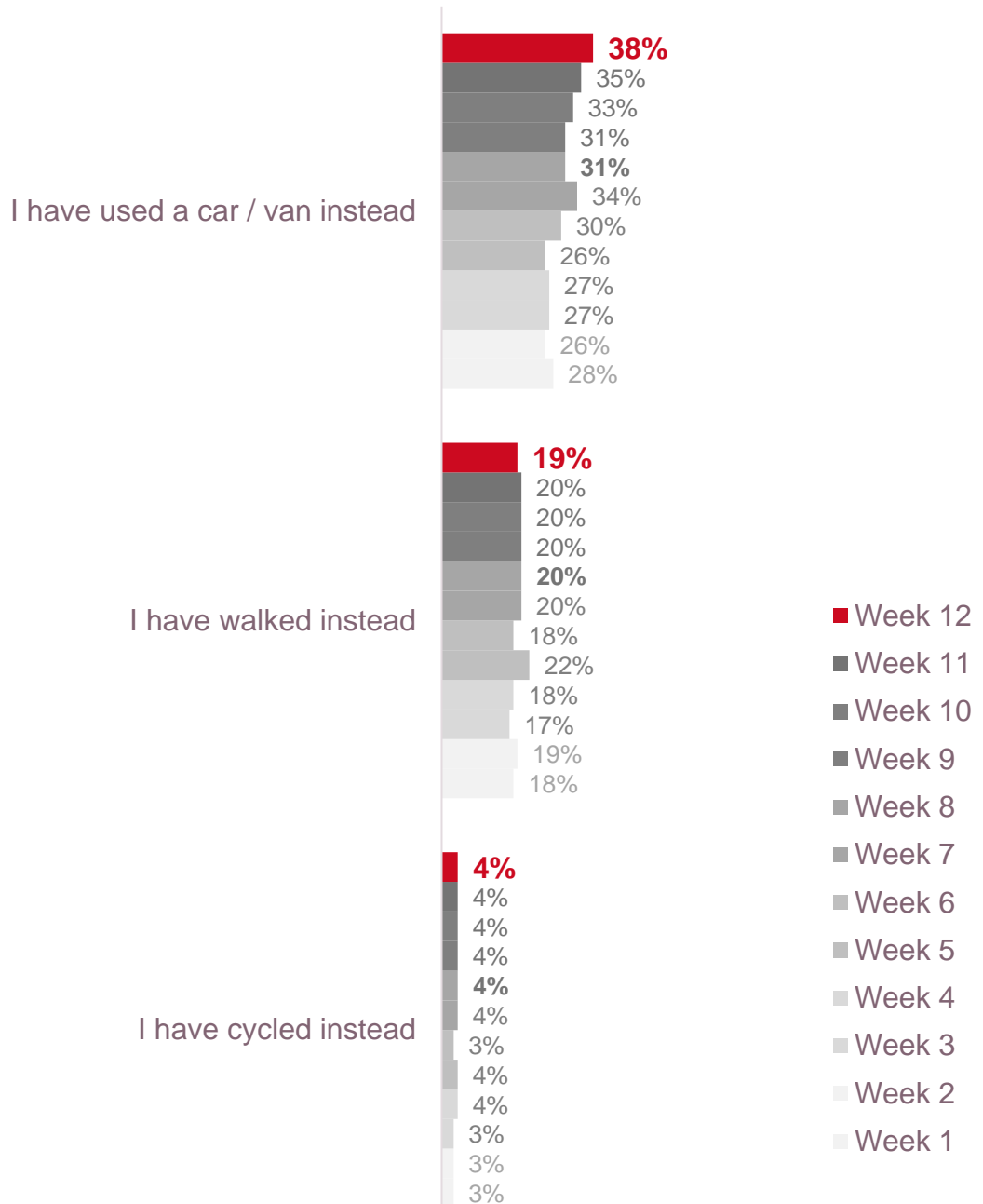


* amended from '...following government instructions to avoid unnecessary travel' at w10

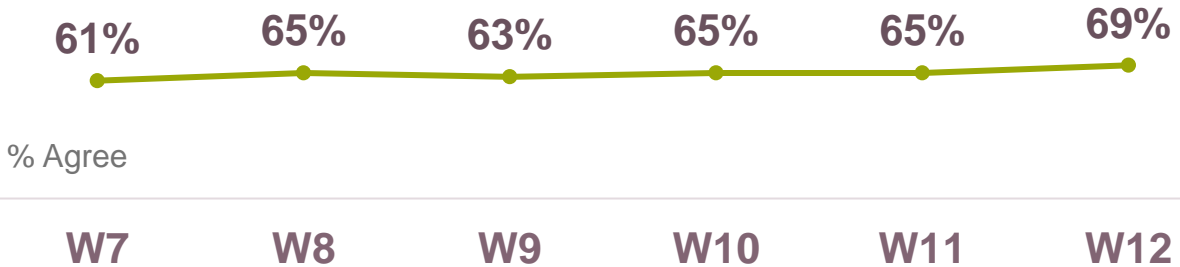
Travel during Covid-19: omnibus week 12

One in five walked for journeys rather than using public transport. Almost two in five have driven rather than use public transport

Reasons public transport not used in the last seven days



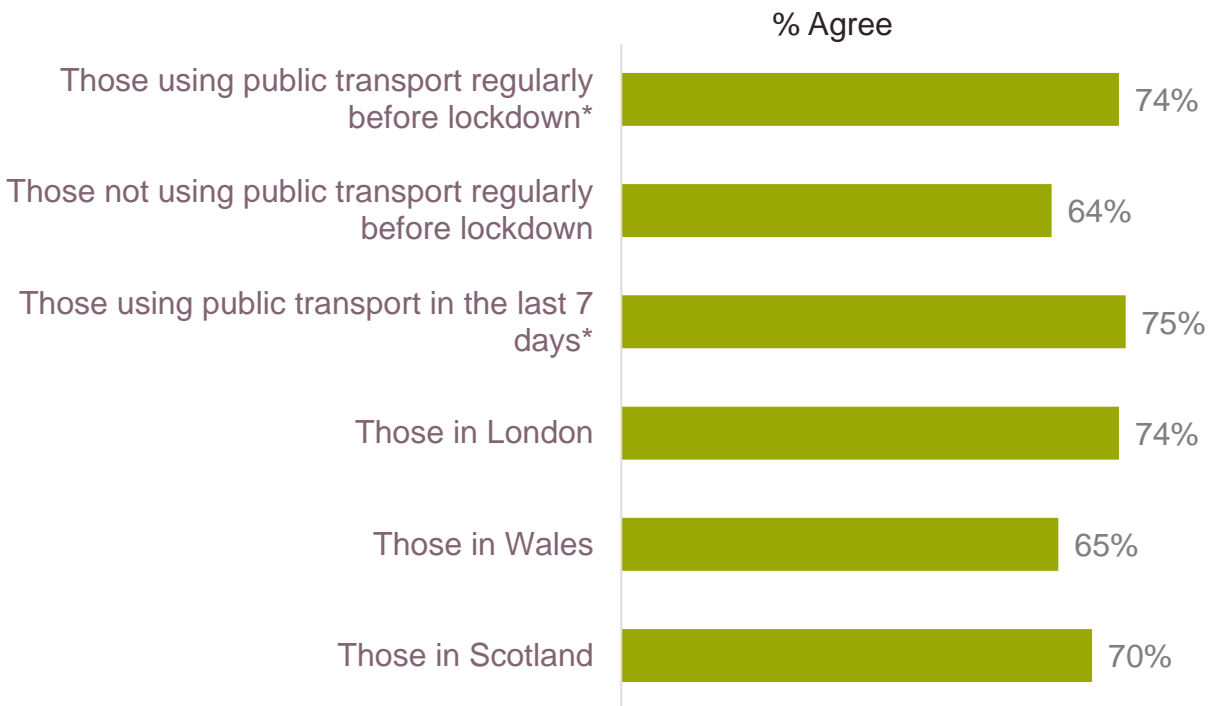
Seven in ten agree that they will feel safer using public transport if passengers wear face coverings.



I will feel safer using public transport with passengers[^] wearing face coverings. Base: W12 1,820)



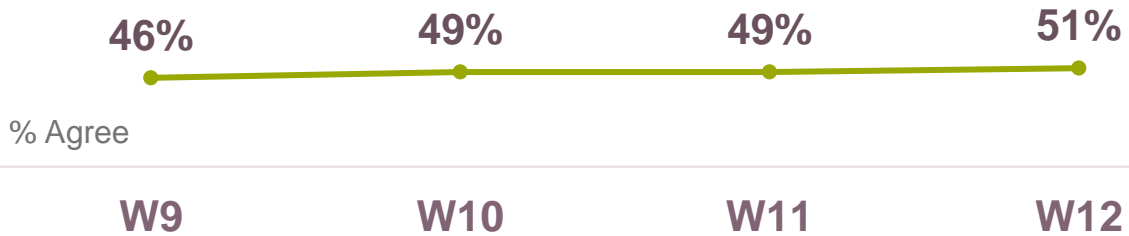
■ Strongly agree ■ Tend to agree ■ Neither / nor ■ Tend to disagree ■ Strongly disagree



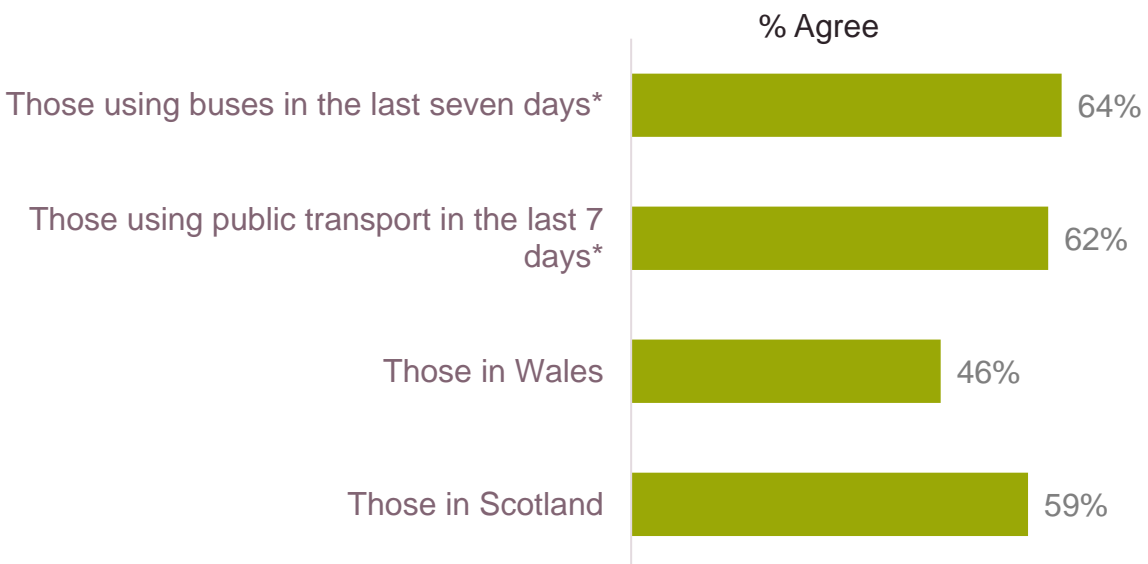
Base excludes don't know/not applicable answers

[^] Was 'everyone' weeks 7-9. * Denotes statistically significant difference

Given face coverings, one metres plus social distancing makes sense to half. A third disagree.



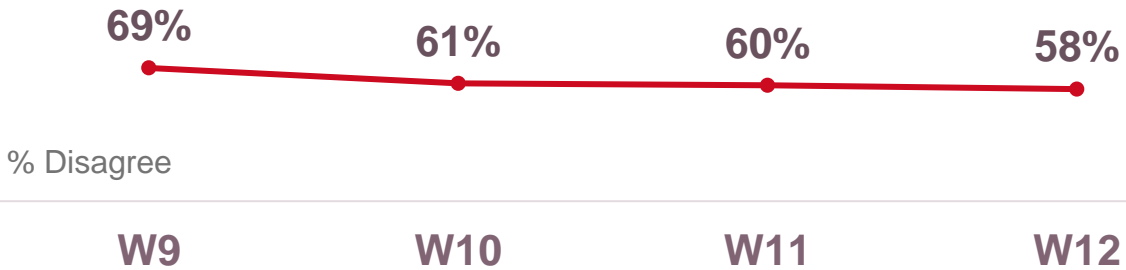
As long as passengers[^] are wearing face coverings when using public transport, reducing social distancing on buses and trains from 2 metres makes sense to me. Base: W12 1,850



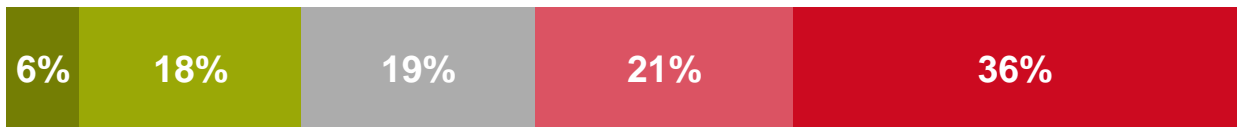
Base excludes don't know/not applicable answers

[^] Was 'everyone' week 9. * Denotes statistically significant difference.

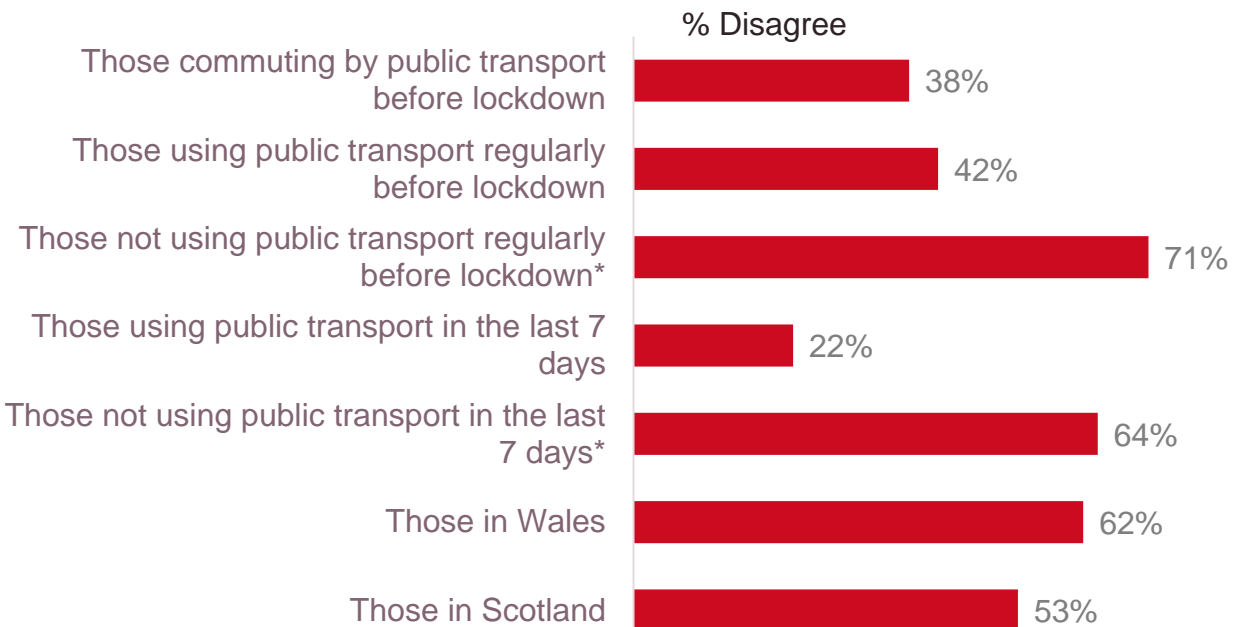
Three in five disagree that they will make more journeys by public transport as more businesses open up



I expect to make more journeys by public transport when more places open, e.g. restaurants, museums, cinemas, pubs and hairdressers. Base: W12 1,717



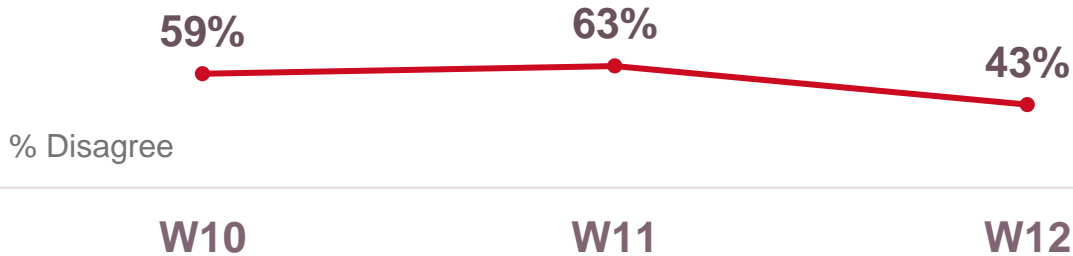
■ Strongly agree ■ Tend to agree ■ Neither / nor ■ Tend to disagree ■ Strongly disagree



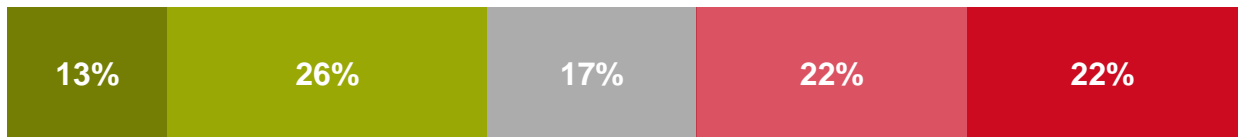
Base excludes don't know/not applicable answers.

Slight wording change w10. * Denotes statistically significant difference

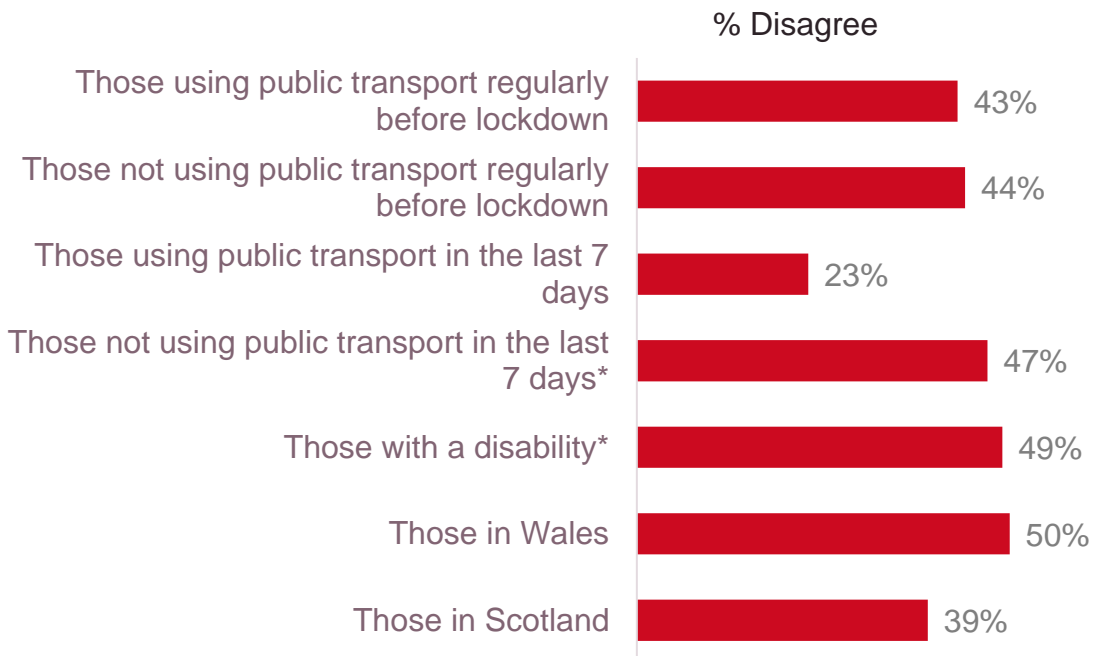
Two in five disagree that they have few concerns around using public transport



I have few^ concerns about using public transport now, if I have the need to do so. Base: W12 1,851



■ Strongly agree ■ Tend to agree ■ Neither / nor ■ Tend to disagree ■ Strongly disagree



Base excludes don't know/not applicable answers.

^ was 'no' at weeks 10 and 11 * Denotes statistically significant difference

People comment on others' behaviour, particularly people ignoring social distancing, mostly on bus and the tube

What was good, bad or surprising about your journey?

*"There are now more **people using the buses so it is more difficult to social distance.**"*

Bus

*"I did find that the Underground is quite clean, compared to pre-lockdown. Most people do respect the law regarding face masks, however, many people do not wear them. Many **people do not respect social distancing, either.**"*

Underground

*"The drivers do not regulate how many people are getting on, I have only seen this done a handful of times and I use the bus at least twice a day for school runs, sometimes more if going elsewhere shopping etc. The bus becomes too full and you end up sitting right behind/in front of other **people, not easy to social distance.** I have never seen a driver challenge anyone who is not wearing a mask, they just let them on."*

Bus

*"**People don't respect social distancing and don't wear masks.**"*

Underground

*"**Impossible to social distance on a bus, plus a lot of people not wearing masks.**"*

Bus

Other passengers not adhering to face covering rule is another big concern

*"I used the tram when going to work I was not happy with not many people **wearing face masks** and there was no hand sanitiser."*

Tram

*"The train was quite busy and there were a few people talking really loudly and not **wearing masks.**"*

Train

*"Posters clearly telling people where to enter the bus, asking us to wear face coverings, keep our distance and not sit near the driver. Capacity has increased from 20 to 30. I just wish everyone including the driver would **wear their mask.**"*

Bus

What was good, bad or surprising about your journey?

*"It is very disappointing so few people **wear masks** despite them being compulsory. Liverpool St station would benefit from a proper one way system. They have far too many staff standing in the way and preventing social distancing!"*

Train

*"Not everyone was **wearing face masks** and I don't think there was enough space between people. The bus arrived on time so was happy about that."*

Still anxiety among those currently avoiding public transport

What do you think using public transport will be like when you do so again?

'Anxiety-provoking'

*"I think it will be strange and **anxiety provoking**. I already have a history of agoraphobia, so I am worried whether it will trigger those old feelings in me of being ultra sensitive to my surroundings, scanning for danger."*

*"**Anxiety-provoking** as close contact with strangers. Unpleasant as everyone has to wear masks."*

'Confined space'

*"I think I will feel very anxious about touching surfaces and being around other people in a **confined space**. I will be especially nervous about others not keeping a safe distance or respecting the virus situation, i.e. not wearing masks, touching surfaces, coughing without covering their mouths, etc. I will probably only use public transport when I have no other option."*

'Nerve-wracking'

*"I think it will be very **nerve-wracking**. People will be too close. Seats won't be able to be cleaned between passengers. I imagine there won't be enough air flow."*

*I think it will be very **nerve-wracking**. I have a long commute, and caring responsibilities at home, and I am very afraid of picking something up and passing it on.*

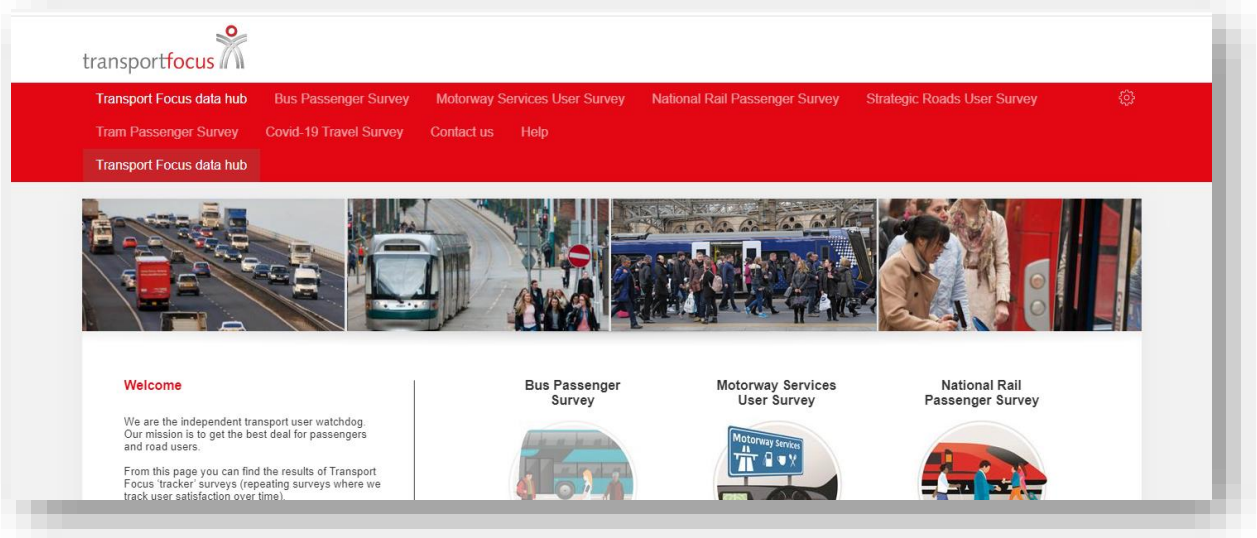
Transport Focus Data Hub

All the results from this wave and previous waves of this research are available for your own analysis on the Transport Focus Data Hub.

The data is available for anyone to view at:

www.transportfocus.org.uk/data-hub

You can access the survey by clicking on 'Covid-19 Travel Survey' in the top ribbon.



Please note:

Data from new waves of the survey is uploaded and made available on each Friday morning. The survey may be unavailable on the hub on Thursday afternoon while the upload of new data takes place.

Survey method

- c.2000 online interviews per week, nationally representative of Great British population – not all respondents are passengers on public transport.
- Those who have provided a response are excluded from the subsequent wave of research.
- The analysis of attitudinal questions excludes responses from those who don't have an opinion, or from those who say that the question is not applicable to them.
- Fieldwork dates:
 - week 1: 1-3 May 2020
 - week 2: 7-9 May 2020
 - week 3: 15-17 May 2020
 - week 4: 22-24 May 2020
 - week 5: 29-31 May 2020
 - week 6: 5-7 June 2020
 - week 7: 12-14 June 2020
 - week 8: 19-21 June 2020
 - week 9: 26-28 June 2020
 - week 10: 3-5 July 2020
 - week 11: 10-12 July 2020
 - week 12: 17-19 July 2020
- Using Populus weekly omnibus.
- To be repeated each week.

Sample breakdown

Sample size by age groups and gender.

	TOTAL	18-24	25-34	35-44	45-54	55-64	65+	Male	Female
Week 1	2056	234	310	324	377	314	497	1003	1053
Week 2	2026	242	361	287	332	315	489	1009	1017
Week 3	2013	223	351	332	350	300	457	1004	1009
Week 4	2000	232	327	323	318	294	506	1010	990
Week 5	2016	226	319	324	362	316	469	974	1042
Week 6	2015	184	329	386	399	291	426	968	1047
Week 7	2010	240	337	323	325	313	472	994	1016
Week 8	2046	256	344	334	299	318	495	1064	982
Week 9	2081	234	358	350	362	320	457	1038	1043
Week 10	2033	306	331	376	319	479	306	1030	1003
Week 11	2008	236	328	302	325	320	497	1001	1007
Week 12	2060	242	330	340	370	326	452	1041	1019

Sample breakdown

Sample size by region.

	Scotland	North East	North West	Yorks & Humber	West Midlands	East Midlands	Wales	Eastern	London	South East	South West
Week 1	185	84	233	164	185	157	110	210	259	287	182
Week 2	165	86	240	177	163	161	110	188	229	306	201
Week 3	173	87	230	179	184	155	110	193	236	274	192
Week 4	194	78	246	148	167	162	101	214	283	237	170
Week 5	176	86	246	162	184	149	96	185	285	276	171
Week 6	181	82	260	155	191	155	105	171	264	263	188
Week 7	176	80	228	160	156	164	111	190	257	298	190
Week 8	184	81	249	160	150	157	109	217	301	257	181
Week 9	192	85	251	177	174	164	96	195	283	261	203
Week 10	168	84	239	173	147	158	106	213	233	313	199
Week 11	195	69	212	167	187	159	100	186	292	277	164
Week 12	189	92	236	178	180	154	92	180	260	305	194