



Travel during Covid-19

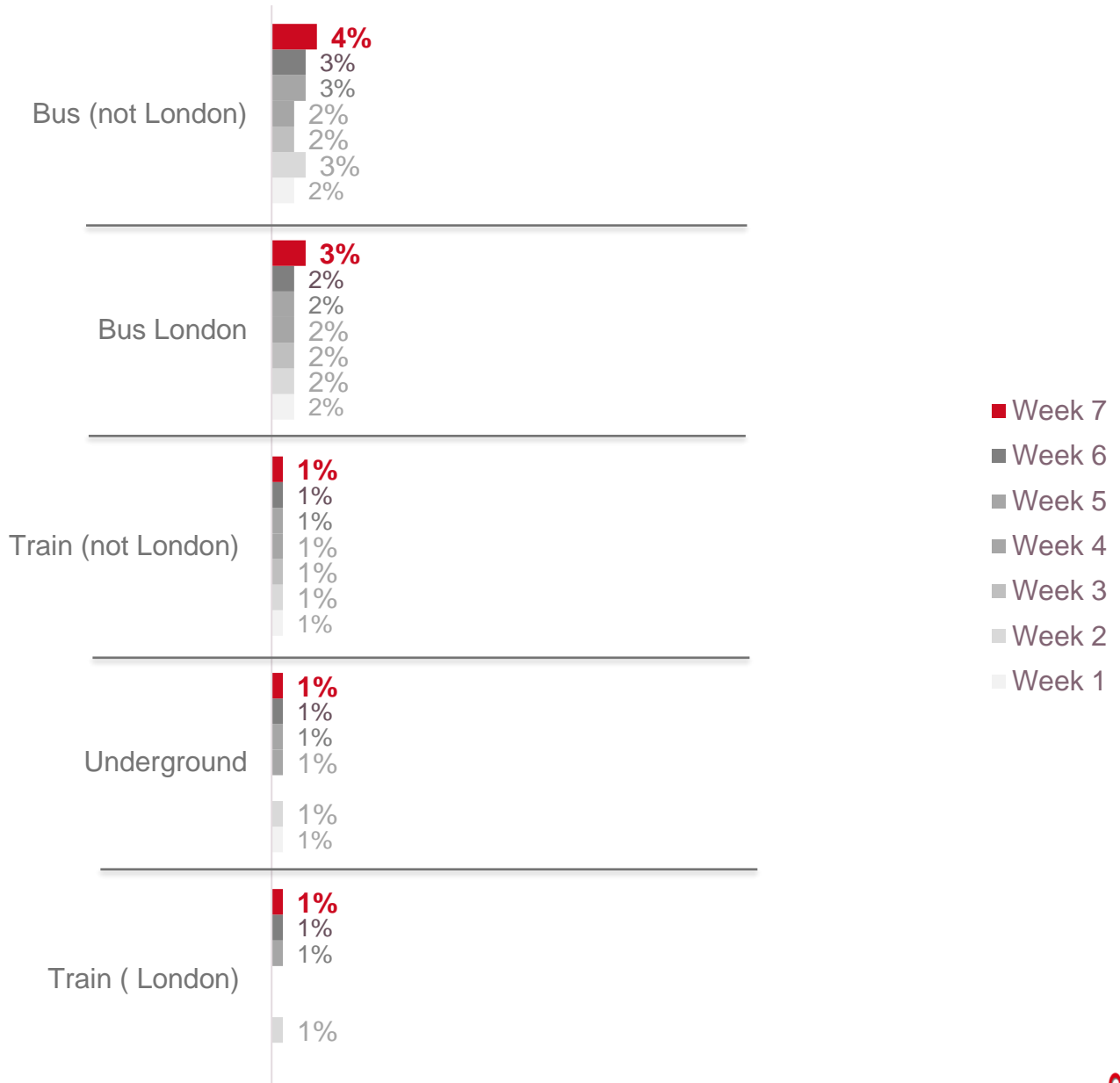
Tracking research - week 7

19 June 2020

Travel during Covid-19: omnibus week 7

Minimal change in transport modes used – use of public transport remains limited

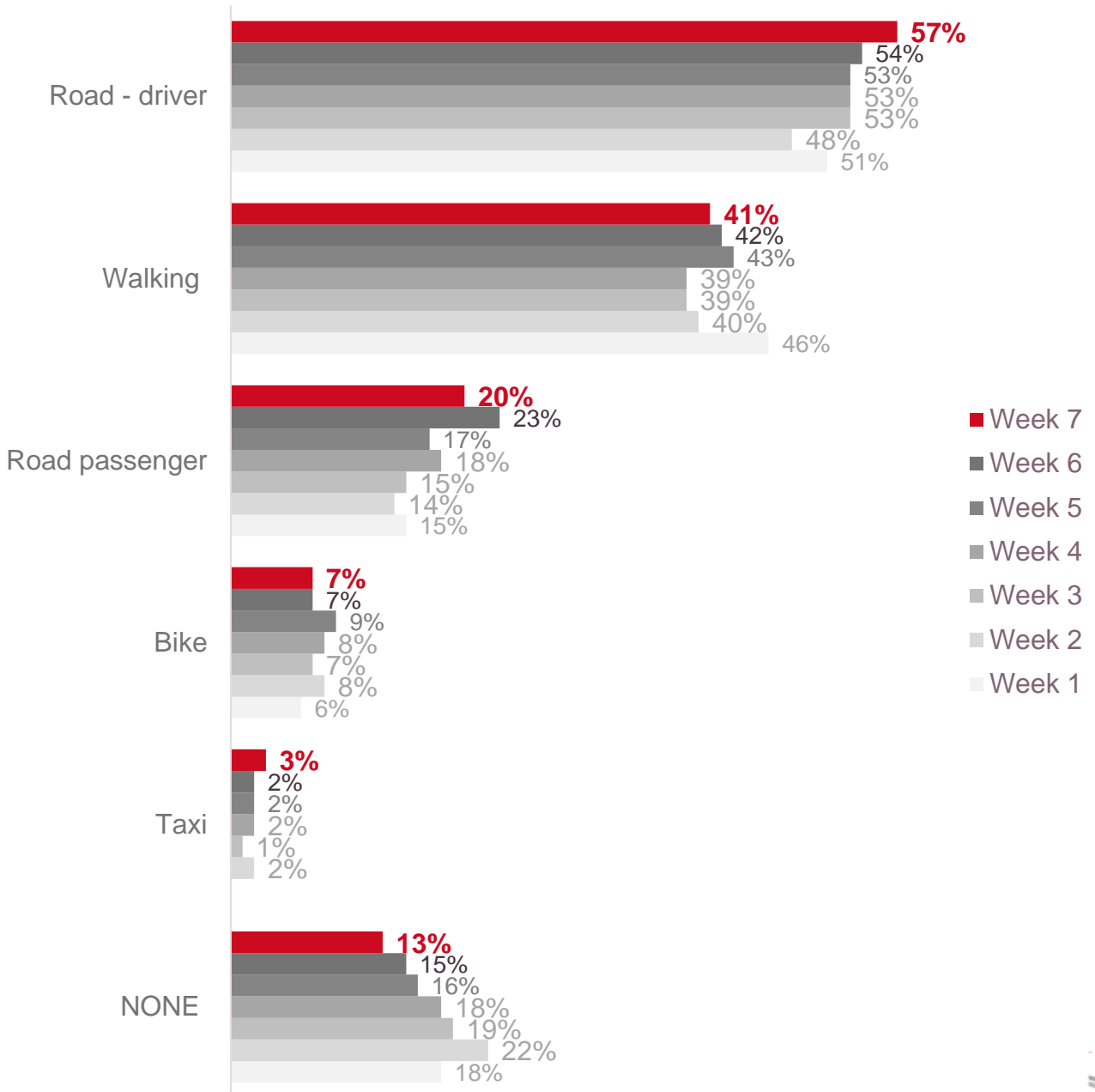
Public transport used in last 7 days



Travel during Covid-19: omnibus week 7

Minimal change in transport modes used – road use and walking most common

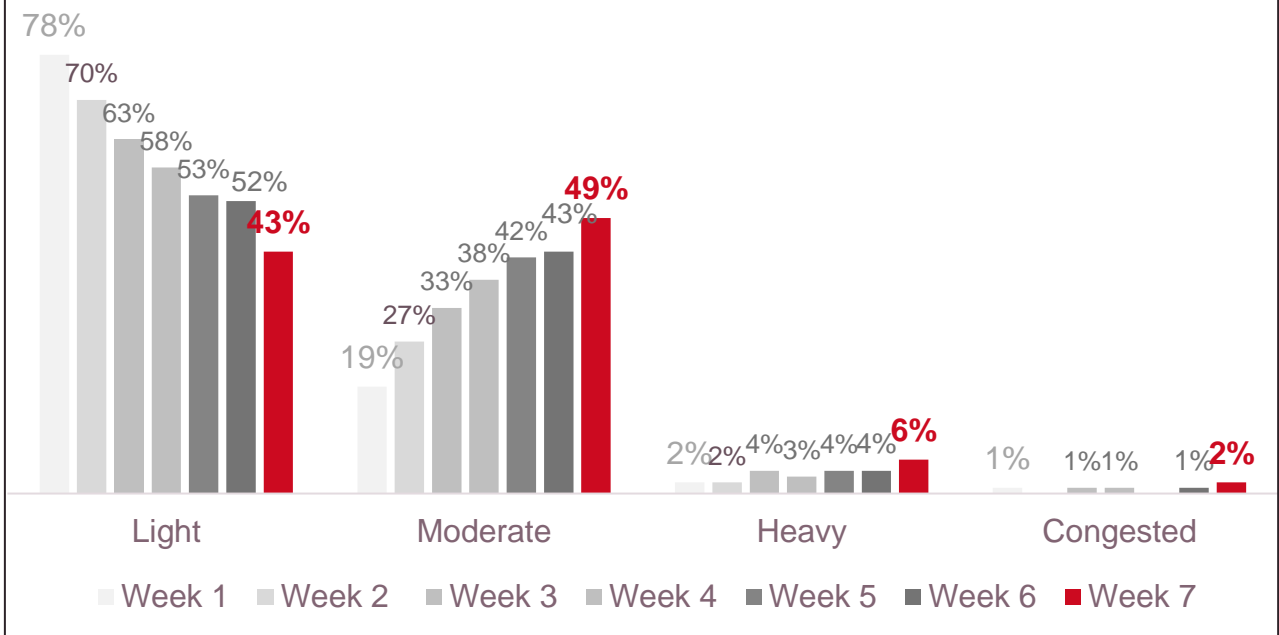
Transport used in last 7 days



Travel during Covid-19: omnibus week 7

Level of perceived traffic volume continues to increase

Reported level of traffic when making car journeys



“ Although traffic has increased in the last few weeks, it's still a lot lighter compared to prior to the virus.



Travel during Covid-19: omnibus week 7

Shopping is main reason for journeys and most have no need for public transport

Reasons for making any journeys in last 7 days



WORK **26%** (26% W6)



VISITING/CARING FRIENDS/FAMILY **22%** (20%W6)



SHOPPING **76%** (74% W6)

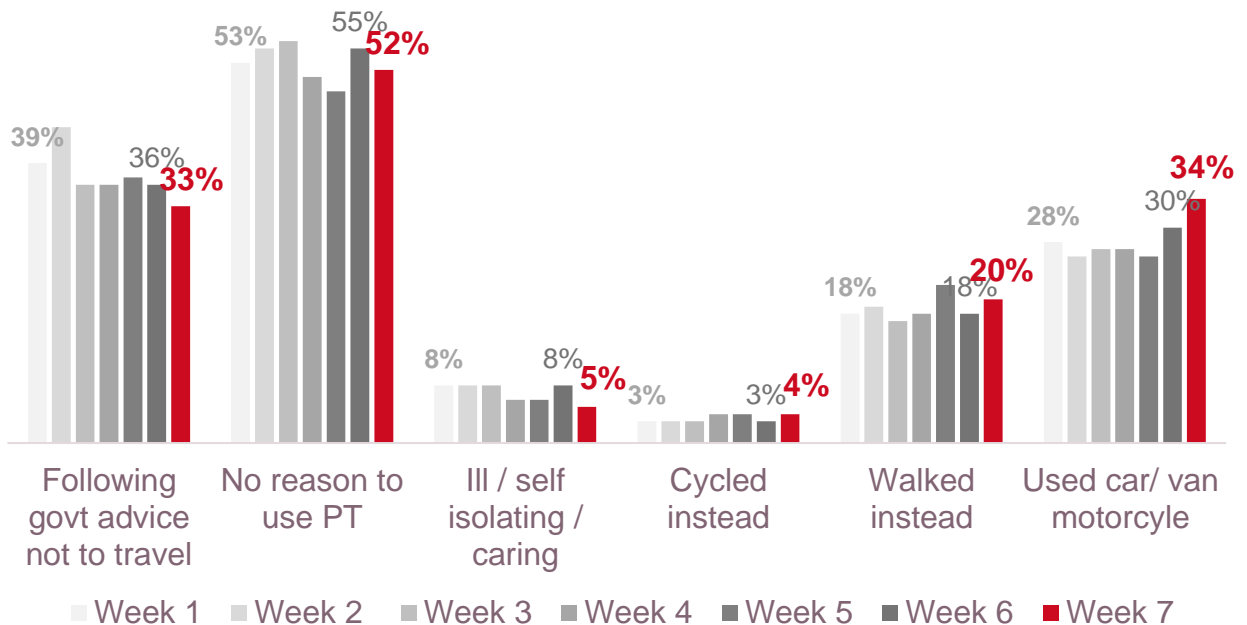


PERSONAL BUSINESS (MEDICAL ETC) **22%** (17% W6)



TRAVEL TO EXERCISE OR FOR LEISURE **33%** (35% W6)

Reasons public transport not used in last 7 days

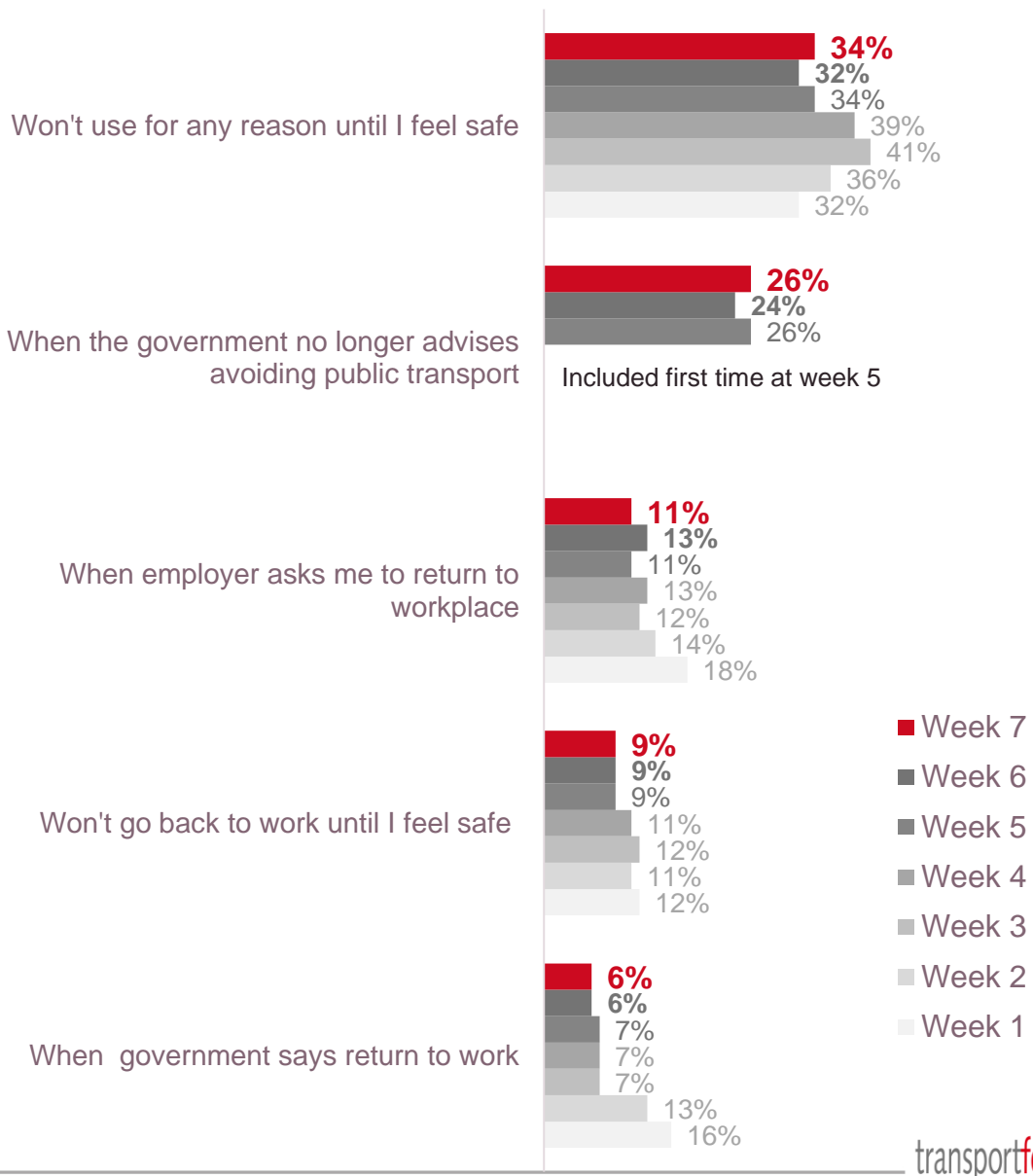


Travel during Covid-19: omnibus week 7

There is still caution around using public transport and a variety of reasons will prompt use

34% say that they won't use public transport again for any reason until they feel safe to do so

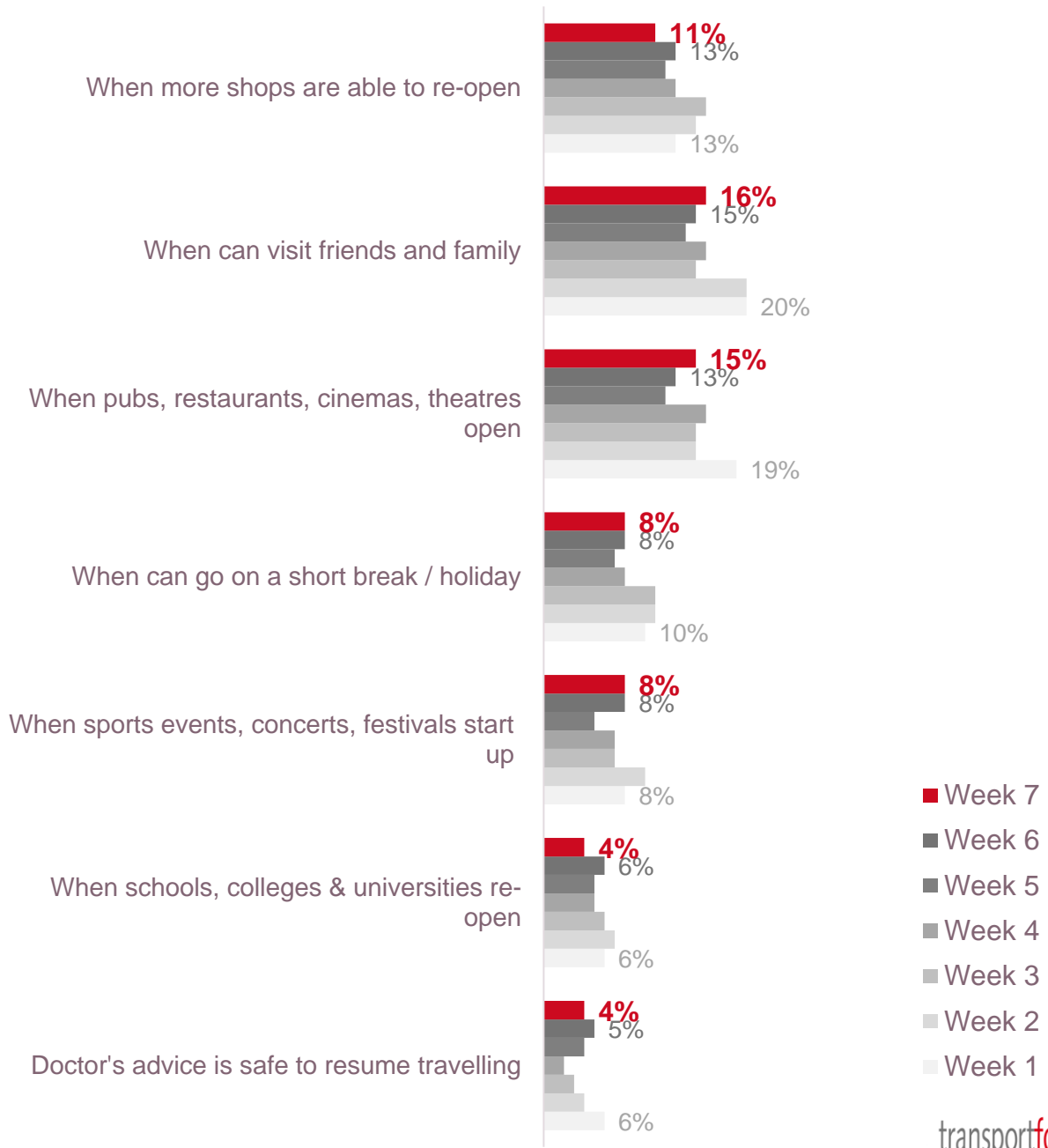
When those who previously used public transport and haven't in last 7 days will start to travel again....



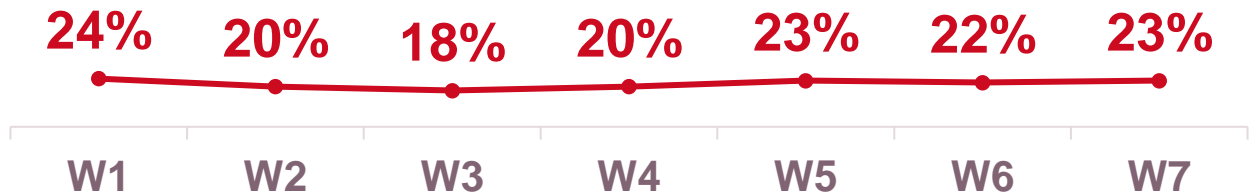
Travel during Covid-19: omnibus week 7

There is still caution around using public transport and a variety of reasons will prompt use


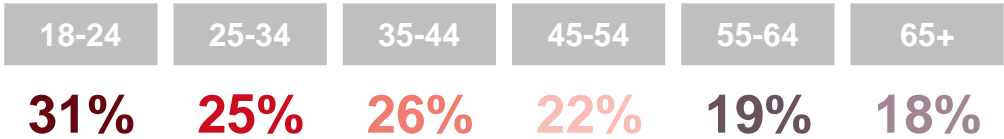
When those who previously used public transport and haven't in last 7 days will start to travel again....



The proportion who say they are happy to use public transport when restrictions are lifted is consistently around one in five

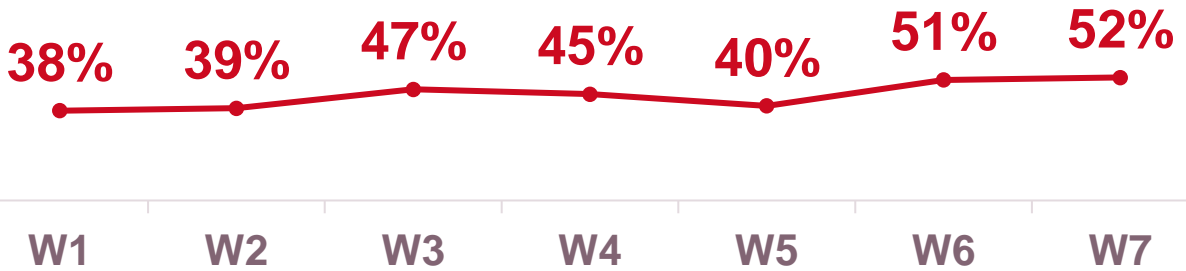


As soon as travel restrictions are relaxed, I'll be happy to travel by public transport again (W7 1617)

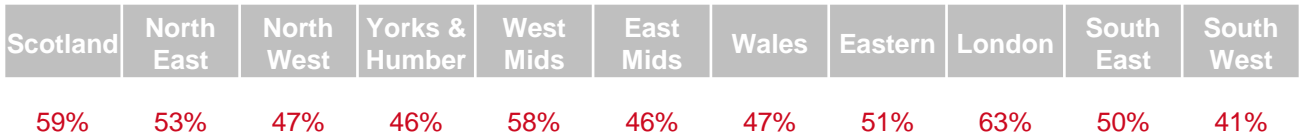
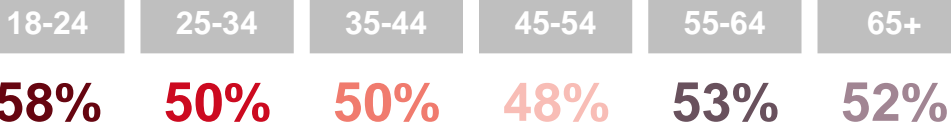


Base excludes don't know/not applicable answers

Around half will be wearing a face covering outside the home



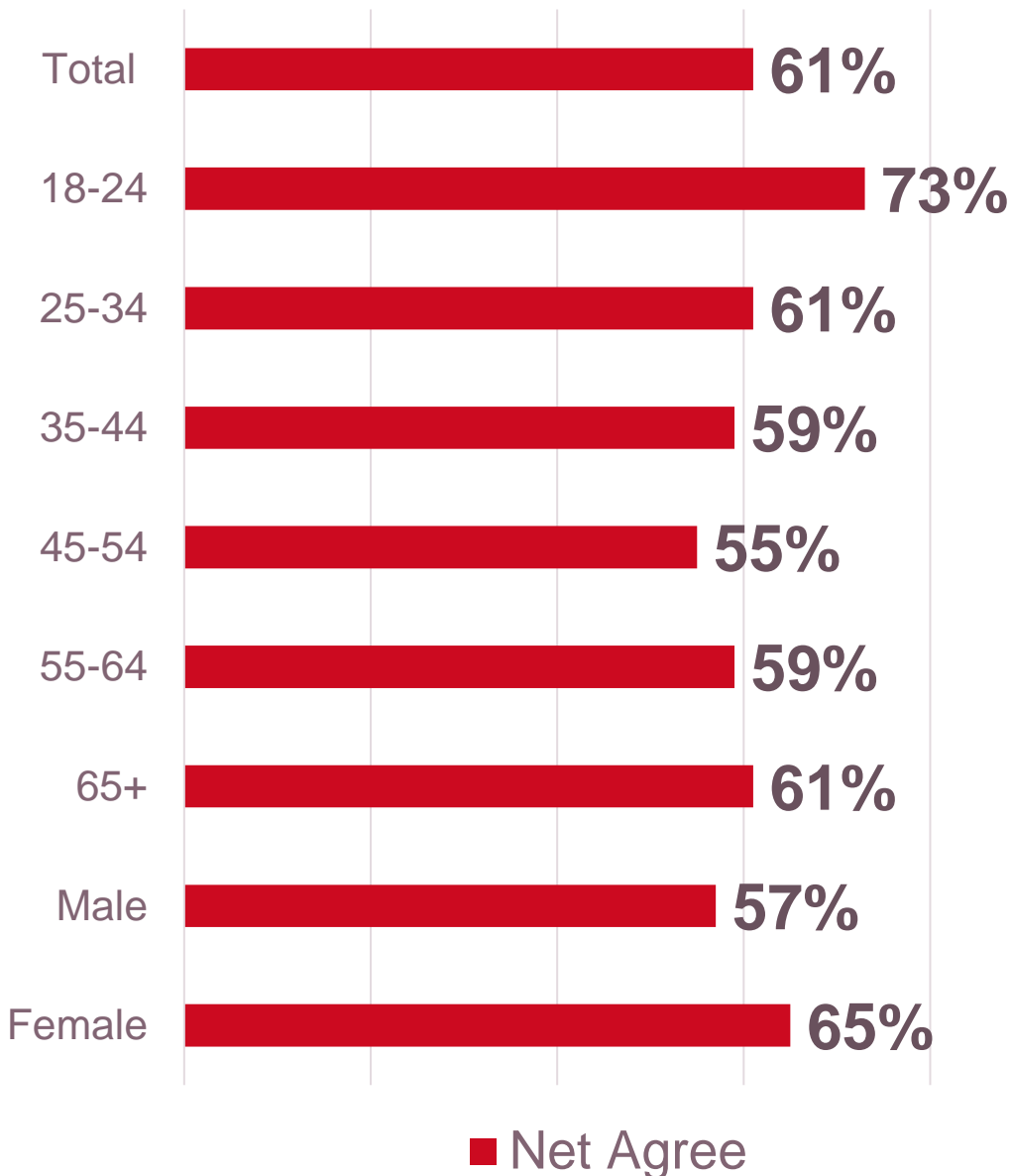
For my own and others' safety I will be wearing a face covering when I'm outside my home (W7 1817)



Base excludes don't know/not applicable answers

Six in ten agree that face coverings will improve feelings of safety

I will feel safer using public transport with everyone wearing face coverings (W7 1672)
New statement Wave 7



Two thirds say that they won't use public transport unless social distancing is in place



W1 W2 W3 W4 W5 W6 W7

I won't use public transport unless social distancing is in place (W7 1584)

18-24

25-34

35-44

45-54

55-64

65+

64%

63%

65%

69%

66%

73%

Male

Female

Any disability

No disability

White

BAME

62%

72%

72%

66%

68%

62%

Public transport user

Access to car

No car access

Children in household

No children in household

66%

68%

63%

70%

66%

Scotland

North East

North West

Yorks & Humber

West Mids

East Mids

Wales

Eastern

London

South East

South West

76%

73%

72%

64%

69%

69%

58%

70%

55%

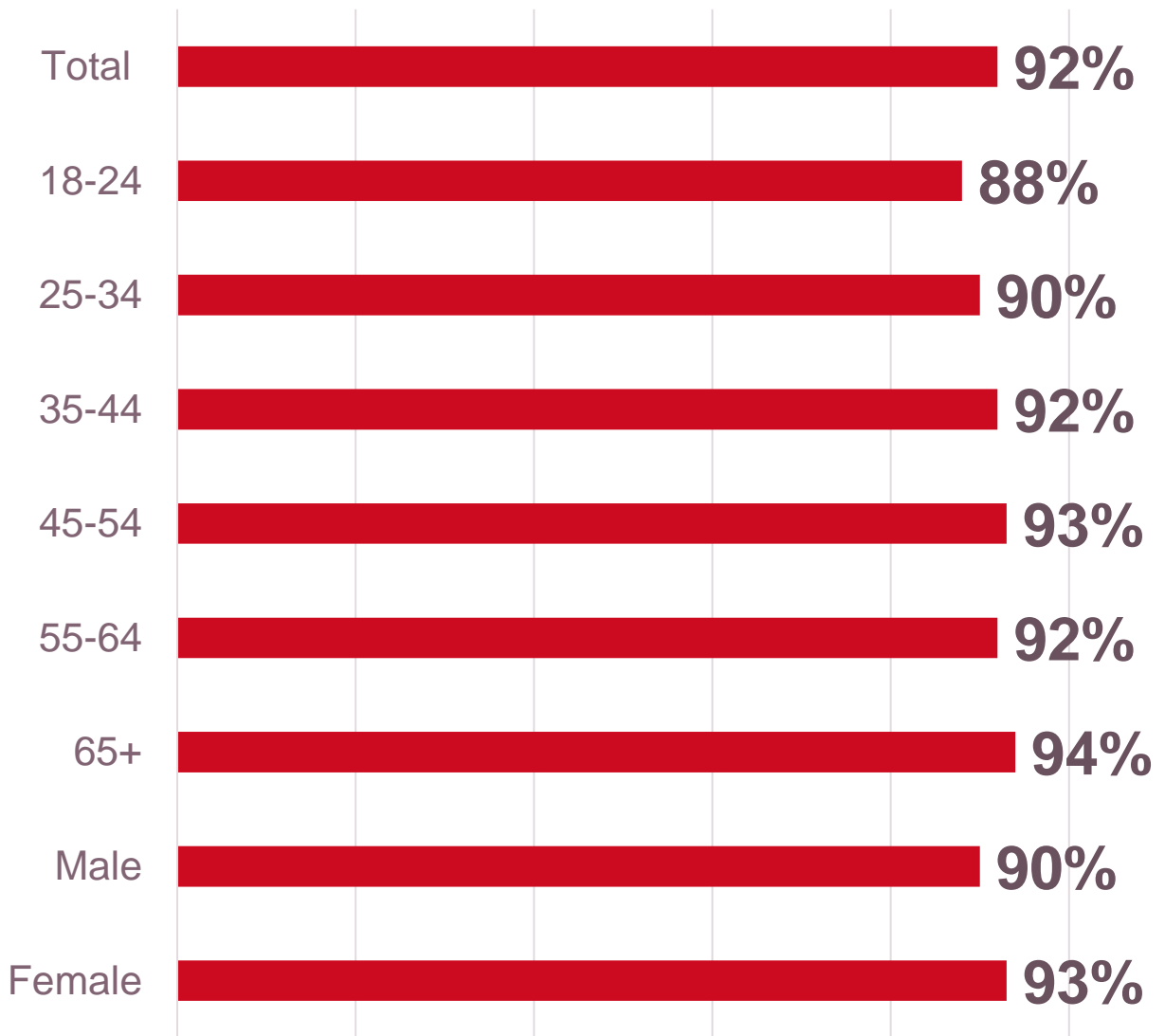
69%

69%

Base excludes don't know/not applicable answers

Feasibility of two metre social distancing is widely questioned

As more people start to use public transport, I don't think social distancing (2 metres) will always be possible (W7 1928)
New statement Wave 7



■ Net Agree

The proportion thinking hand sanitiser should be available on public transport remains high



W1 W2 W3 W4 W5 W6 W7

Hand sanitiser should be available on public transport, on vehicles, at stations, and at stops (W7 1923)

18-24

25-34

35-44

45-54

55-64

65+

90%

89%

88%

85%

84%

87%

Male

Female

Any disability

No disability

White

BAME

83%

91%

90%

87%

88%

84%

Public transport user

Access to car

No car access

Children in household

No children in household

85%

87%

86%

89%

87%

Scotland

North East

North West

Yorks & Humber

West Mids

East Mids

Wales

Eastern

London

South East

South West

90%

84%

88%

93%

90%

89%

86%

87%

81%

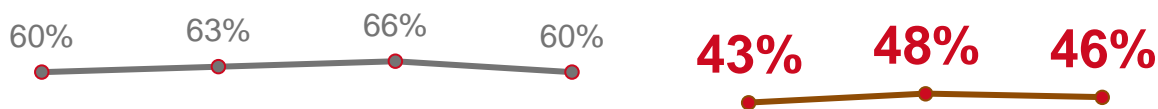
85%

89%

Base excludes don't know/not applicable answers

Almost half say that in the future they are more likely to drive for journeys where they previously used public transport

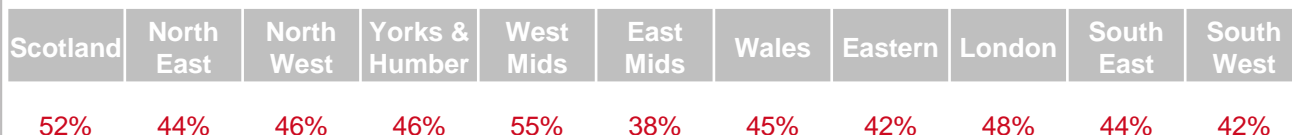
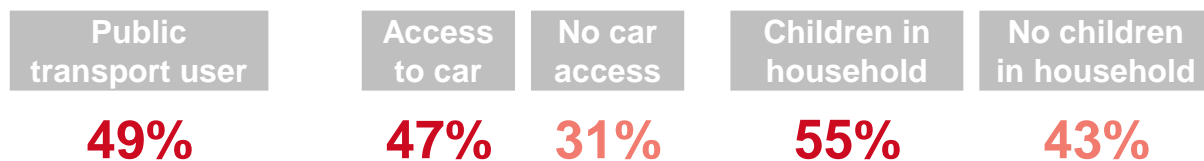
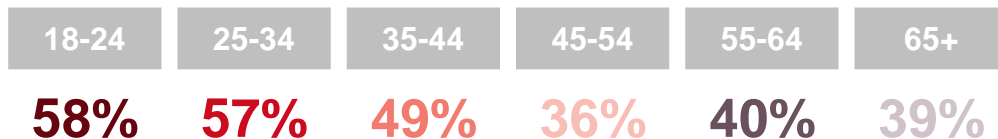
Wording of question changed in week 5



W1 W2 W3 W4 W5 W6 W7

—●— Once restrictions relaxed, I will drive more rather than public transport

—●— Once restrictions relaxed I will drive more for journeys where I would have used public transport before

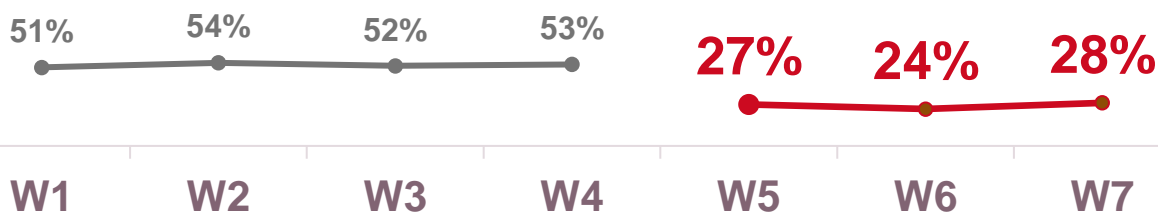


Base excludes don't know/not applicable answers

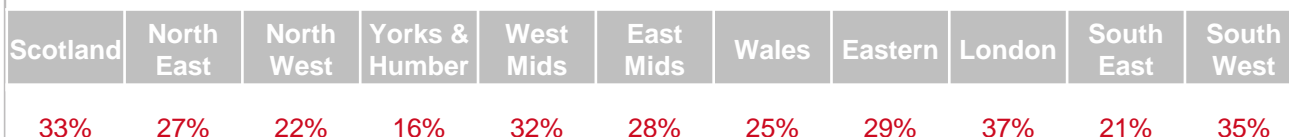
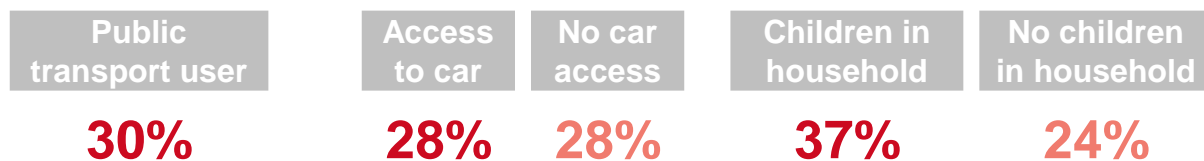
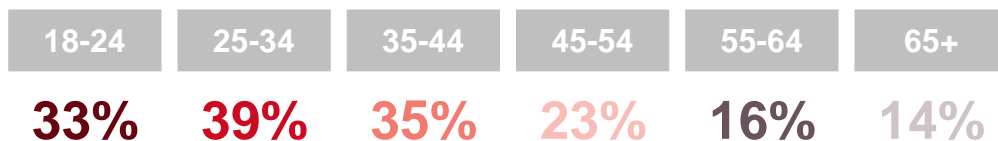
Base (W7 1221)

Around a quarter say that in the future they are more likely to cycle for journeys where they previously used public transport

Wording of question changed in week 5



- Once restrictions relaxed, I will cycle and walk more rather than public transport
- Once restrictions relaxed I will cycle more for journeys where I would have used public transport before



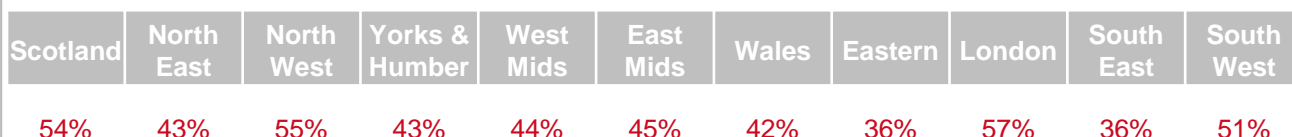
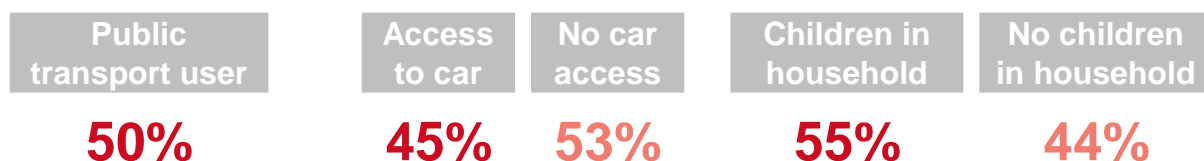
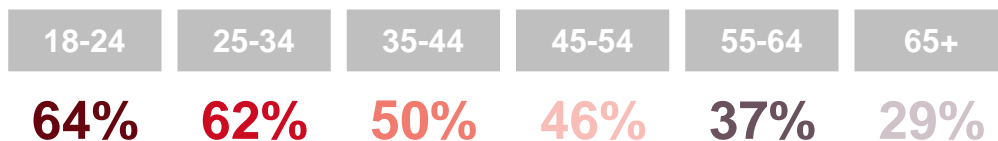
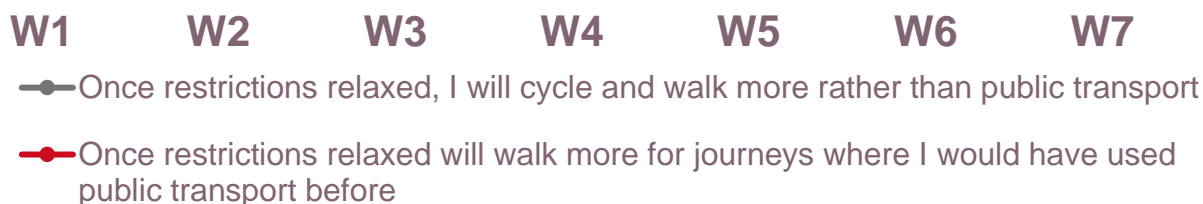
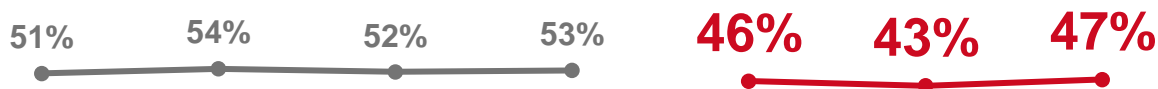
Base excludes don't know/not applicable answers

Base (W7 997)



Four in ten say that in the future they are more likely to walk for journeys where they previously used public transport

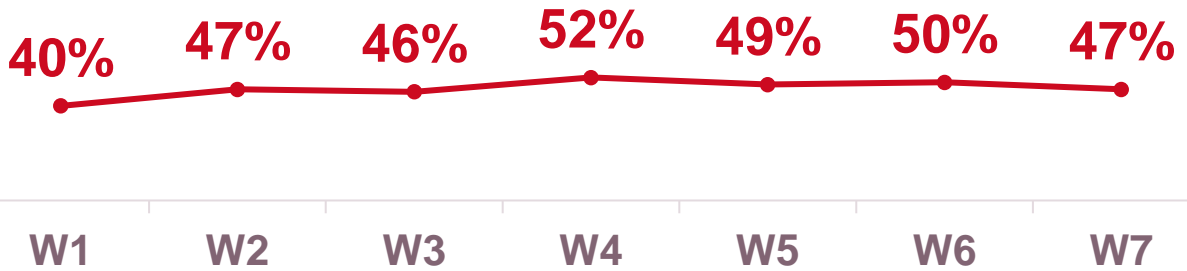
Wording of question changed in week 5



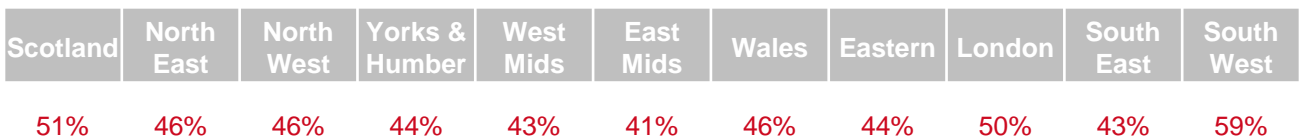
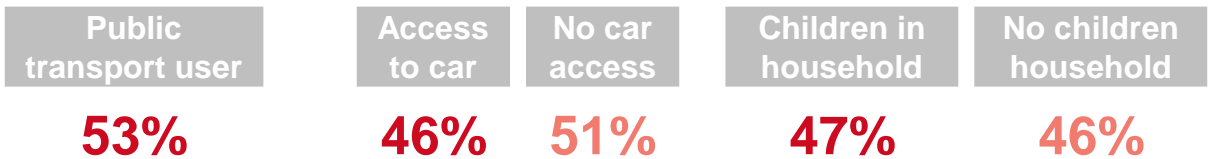
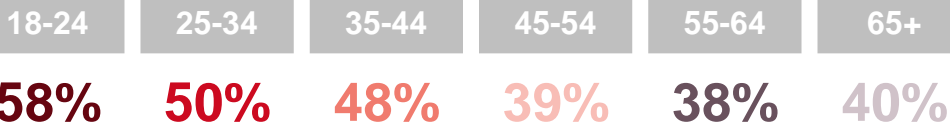
Base excludes don't know/not applicable answers

Base (W7 1474)

Half say they expect to work from home more often in the future



I expect to work from home more often in the future
(W7 976)



Base excludes don't know/not applicable answers

Survey method

- c.2000 online interviews per week, nationally representative of Great British population – not all respondents are passengers on public transport.
- Those who have provided a response are excluded from the subsequent wave of research
- The analysis of attitudinal questions excludes responses from those who don't have an opinion, or from those who say that the question is not applicable to them.
- Fieldwork dates:
 - week 1: 1-3 May 2020
 - week 2: 7-9 May 2020
 - week 3: 15-17 May 2020
 - week 4: 22-24 May 2020
 - Week 5: 29-31 May 2020
 - Week 6: 5-7 June 2020
 - Week 7: 12-14 June 2020
- Using Populus weekly omnibus.
- To be repeated each week.

Sample breakdown

Sample size by age groups, gender, and region.

| | Total | 18-24 | 25-34 | 35-44 | 45-54 | 55-64 | 65+ | Male | Female |
|--------|-------|-------|-------|-------|-------|-------|-----|------|--------|
| Week 1 | 2056 | 234 | 310 | 324 | 377 | 314 | 497 | 1003 | 1053 |
| Week 2 | 2026 | 242 | 361 | 287 | 332 | 315 | 489 | 1009 | 1017 |
| Week 3 | 2013 | 223 | 351 | 332 | 350 | 300 | 457 | 1004 | 1009 |
| Week 4 | 2000 | 232 | 327 | 323 | 318 | 294 | 506 | 1010 | 990 |
| Week 5 | 2016 | 226 | 319 | 324 | 362 | 316 | 469 | 974 | 1042 |
| Week 6 | 2015 | 184 | 329 | 386 | 399 | 291 | 426 | 968 | 1047 |
| Week 7 | 2010 | 240 | 337 | 323 | 325 | 313 | 472 | 994 | 1016 |

| | Scotland | North East | North West | Yorks & Humber | West Midlands | East Midlands | Wales | Eastern | London | South East | South West |
|--------|----------|------------|------------|----------------|---------------|---------------|-------|---------|--------|------------|------------|
| Week 1 | 185 | 84 | 233 | 164 | 185 | 157 | 110 | 210 | 259 | 287 | 182 |
| Week 2 | 165 | 86 | 240 | 177 | 163 | 161 | 110 | 188 | 229 | 306 | 201 |
| Week 3 | 173 | 87 | 230 | 179 | 184 | 155 | 110 | 193 | 236 | 274 | 192 |
| Week 4 | 194 | 78 | 246 | 148 | 167 | 162 | 101 | 214 | 283 | 237 | 170 |
| Week 5 | 176 | 86 | 246 | 162 | 184 | 149 | 96 | 185 | 285 | 276 | 171 |
| Week 6 | 181 | 82 | 260 | 155 | 191 | 155 | 105 | 171 | 264 | 263 | 188 |
| Week 7 | 176 | 80 | 228 | 160 | 156 | 164 | 111 | 190 | 257 | 298 | 190 |