

Travel during Covid-19

tracking research - week 2

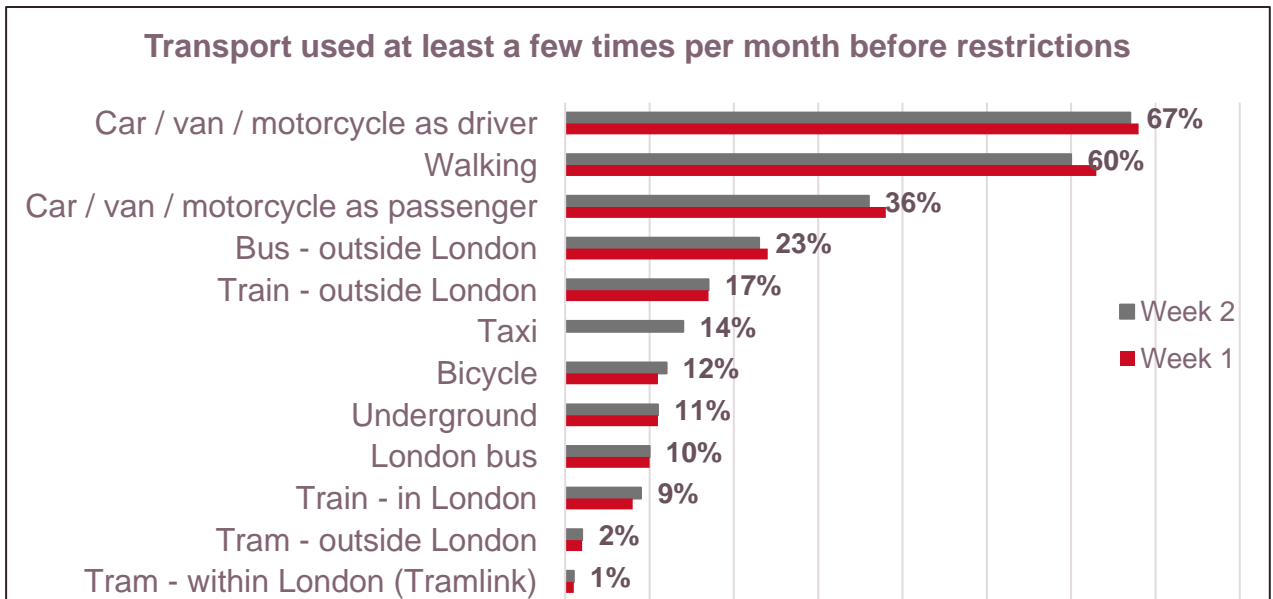
14 May 2020



Travel during Covid-19: omnibus week 2

Travel patterns before outbreak – car and walking most commonly used

Before the outbreak 42% nationally used any public transport at least a few times per month and 79% used a car



Under 25's and those in London had highest use of public transport before Covid 19

	18-24	25-34	35-44	45-54	55-64	65+
Any use Public transport 42% total	56%	49%	36%	38%	33%	43%
Any use of car 79% total	63%	74%	78%	78%	87%	88%

Any public transport use by region

Wales	East Mids	North East	North Eastern	South West	West Mids	North West	South East	Yorks & Humber	Scotland	London
27%	30%	30%	31%	33%	35%	39%	40%	41%	47%	79%

Travel during Covid-19: omnibus week 2

Travel patterns before outbreak

Reasons for use of modes used regularly

Before the outbreak leisure trips were the most common purpose for using all modes. Among those who used rail regularly, 36% used it to commute and the corresponding proportion for bus was 31% outside London. Almost half (47%) of regular car users make commuting journeys

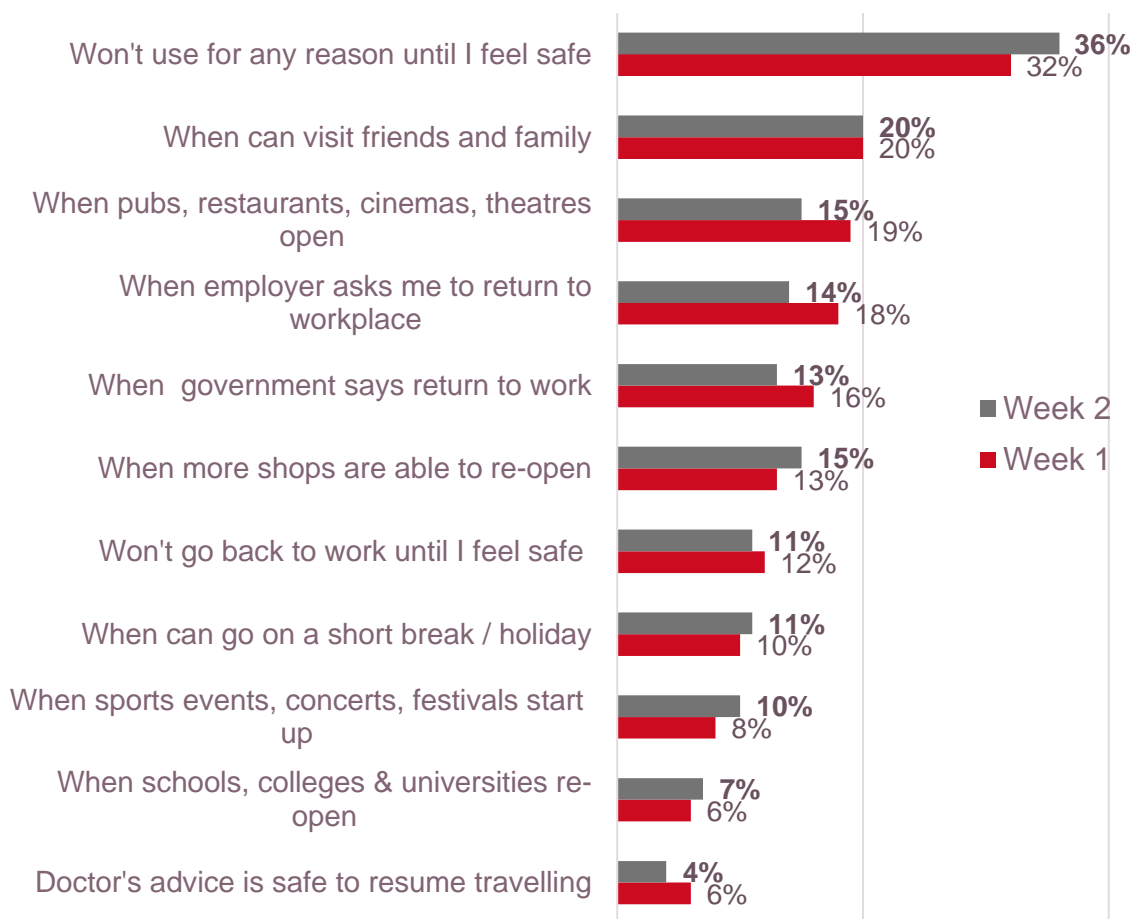
	Car	London bus	Bus - outside London	Underground	Train	Bicycle	Walking	Taxi
Unweighted base	1659	179	461	204	454	226	1230	256
Travel to or from work / education	47%	48%	31%	42%	36%	35%	29%	18%
Travel on business (inc. self-employed)	14%	18%	5%	21%	17%	7%	5%	10%
Travel for leisure (shopping, friends and family, trips out etc)	87%	79%	80%	76%	76%	74%	82%	75%
On personal business (doctor, job interview, bank, etc.)	46%	31%	35%	21%	17%	21%	38%	30%
Other reason(s)	4%	*	3%	1%	2%	14%	11%	4%

Travel during Covid-19: omnibus week 2

In general people are feeling more cautious regarding when they are likely to use public transport again

55% have not used public transport because they had no reason to and 44% were following government instructions

When those who previously used public transport and haven't in last 7 days will start to travel again....



Travel during Covid-19: omnibus week 2

Summary attitudes to using public transport. Excludes those who 'don't know' or for whom the question is 'not applicable'

Overall there is increasing hesitance around resuming public transport use and many plan to change how they travel. People continue to expect there will be measures in place to protect them when using public transport

Agreement (strongly + tend to agree) with statements, Week 2 data in white.

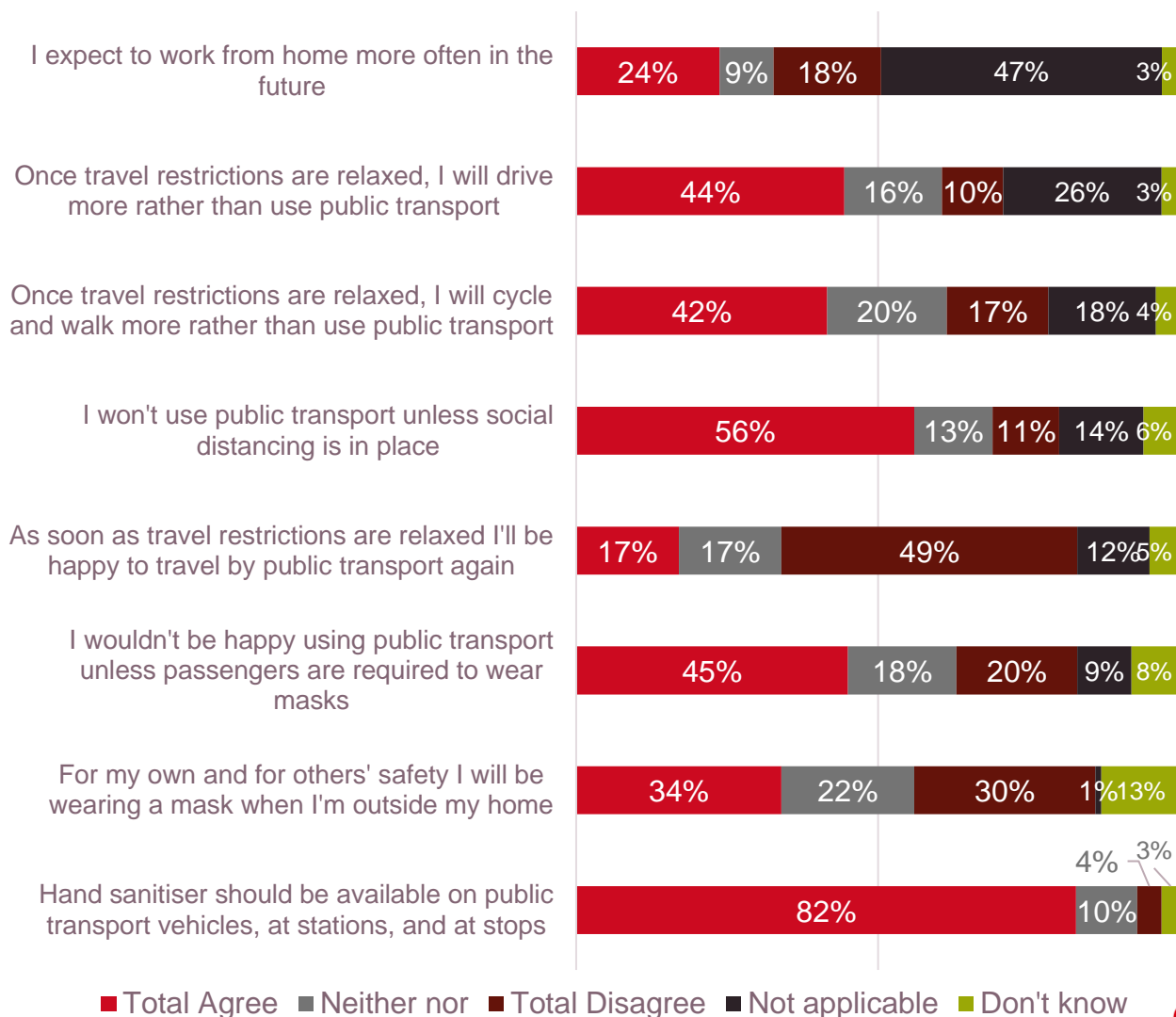
Hand sanitiser should be available on public transport, on vehicles, at stations, and at stops (1938)	85% 83%	Once travel restrictions are relaxed, I will cycle and walk more rather than use public transport (1582)	54% 51%
I won't use public transport unless social distancing is in place (1601)	70% 62%	I expect to work from home more often in the future (1018)	47% 40%
Once travel restrictions are relaxed, I will drive more rather than use public transport (1456)	63% 60%	For my own and for others' safety I will be wearing a mask when I'm outside my home (1717)	39% 38%
I wouldn't be happy using public transport unless passengers are required to wear masks (1659)	54% 51%	As soon as travel restrictions are relaxed I'll be happy to travel by public transport again (1653)	20% 24%

Those who 'don't know' or for whom the question is 'not applicable' are excluded from the analysis
Week 2 base size shown for each statement

Travel during Covid-19: omnibus week 2

For some statements – there is a significant proportion of don't know / not applicable

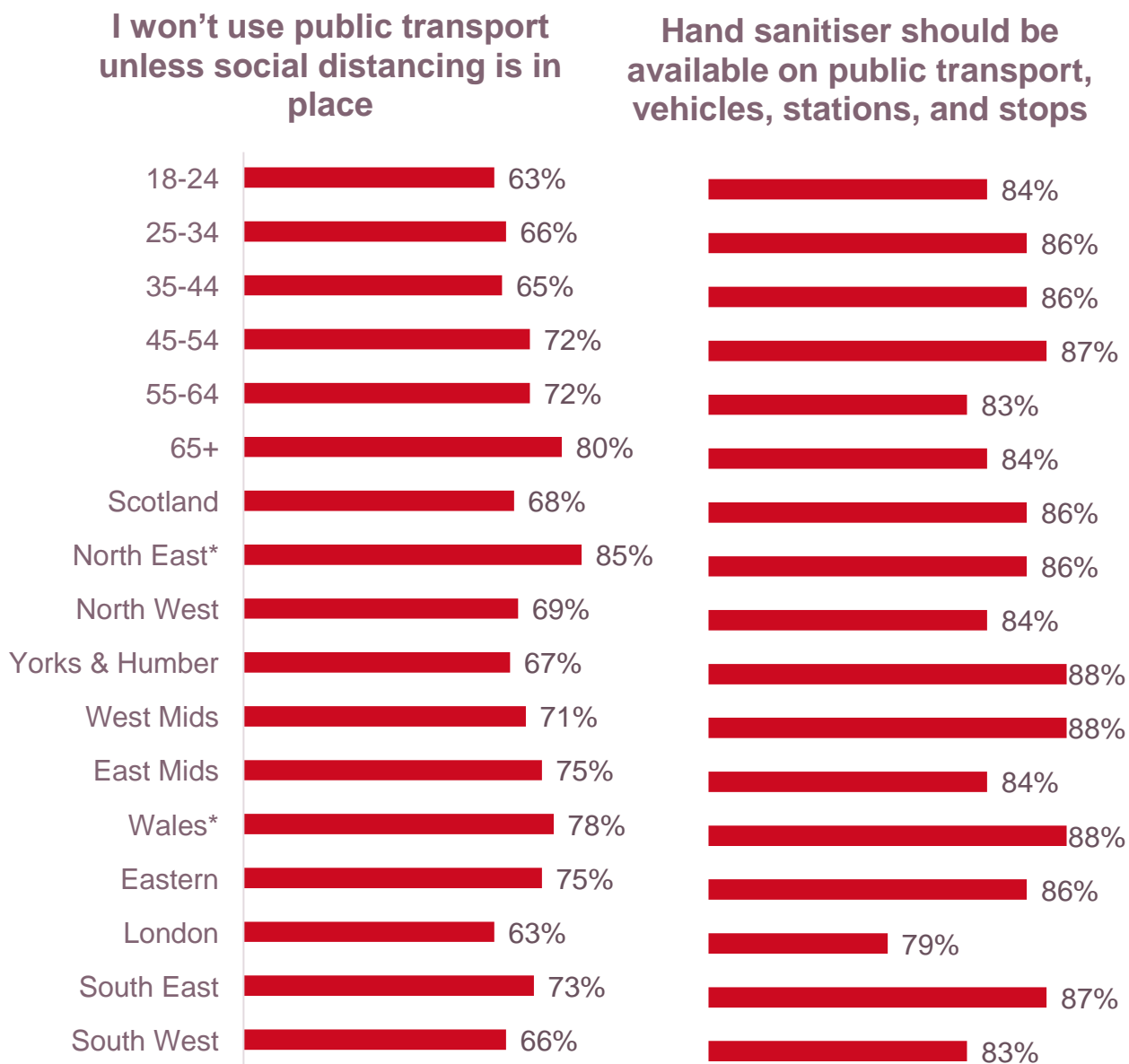
For almost half (47%) working from home is 'not applicable', due to either not working or nature of job. 13% answered 'don't know' about future mask wearing – some uncertainty



Travel during Covid-19: omnibus week 2

Social distancing & hand sanitiser

In London there are lower expectations around social distancing and provision of hand sanitiser



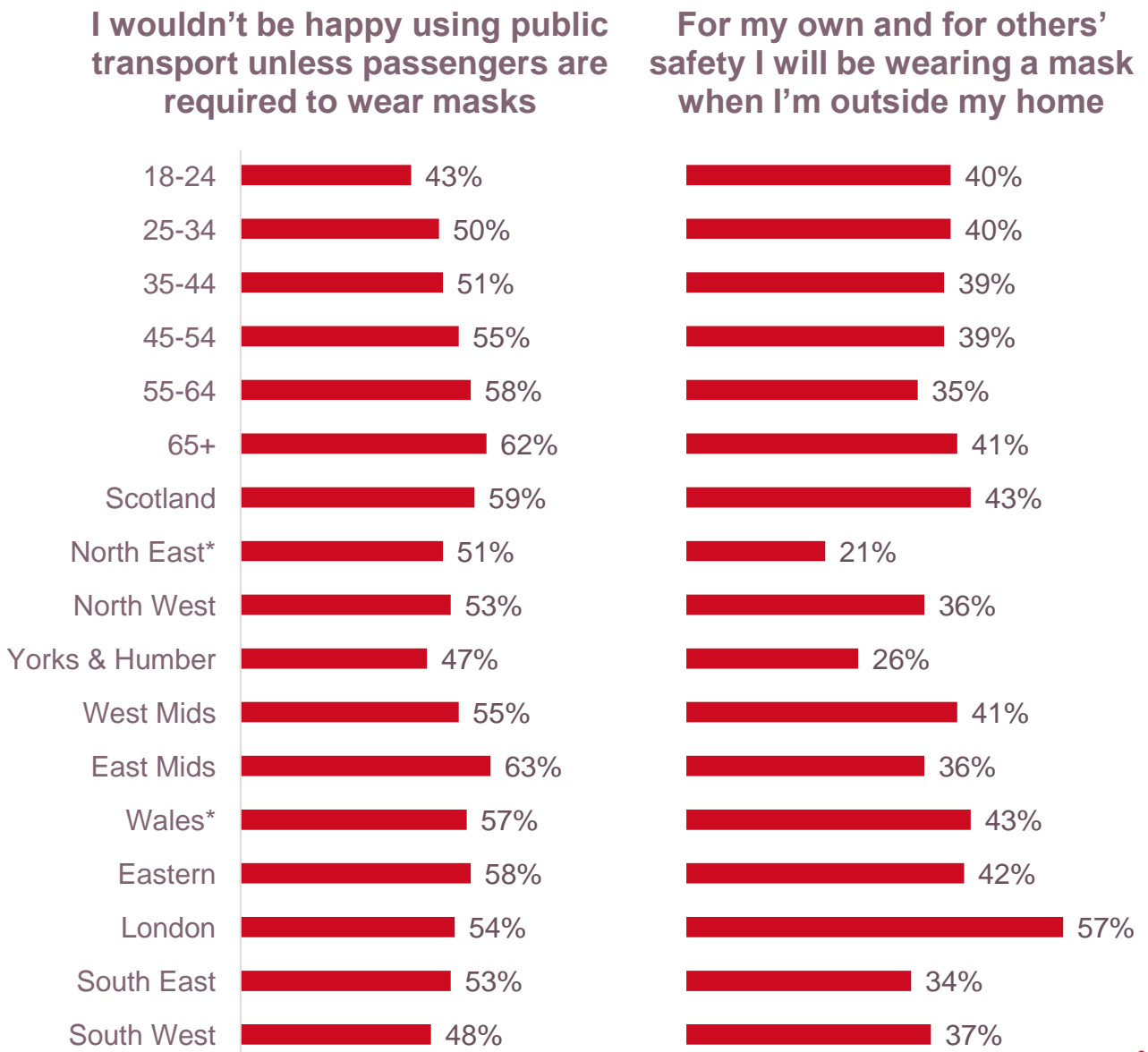
Don't know / not applicable excluded from base

caution: I base sizes – not shown where <50 and marked * if <100)

Travel during Covid-19: omnibus week 2

Wearing masks

General mask wearing intentions are strongest in London and among those aged 65+. Older people are more in support of mask wearing to be compulsory on public transport



Don't know / not applicable excluded from base
 caution: | base sizes – not shown where <50 and marked * if <100)

Travel during Covid-19: omnibus week 2

Changing behaviour by age

Greater intention to switch to cycling and walking and to work from home more often among younger respondents. Older respondents are marginally more likely to say that they will drive more often.

Total agree (shown)	18-24	25-34	35-44	45-54	55-64	65+
Once travel restrictions are relaxed, I will drive more rather than use public transport	55%	66%	59%	66%	61%	64%
I expect to work from home more often in the future	49%	57%	51%	38%	40%	35%
Once travel restrictions are relaxed, I will cycle and walk more rather than use public transport	61%	62%	55%	53%	46%	47%

Current access to car impacts intentions. Although 30% of those without current access to a car intend to drive more in the future and 55% of this group will walk or cycle more rather than use public transport

Don't know / not applicable excluded from base

Travel during Covid-19: omnibus week 2

Changing behaviour by region

In all regions there is a high intention to switch from public transport. More working from home is anticipated across GB, but particularly in London where intention to cycle or walk is also highest (along with the South West)

Once travel restrictions are relaxed, I will drive more rather than use public transport

Scotland	North East*	North West	Yorks & Humb	West Mids	East Mids	Wales*	Eastern	London	South East	South West
62%	74%	63%	70%	67%	65%	70%	62%	56%	60%	56%

Once travel restrictions are relaxed, I will cycle and walk more rather than use public transport

Scotland	North East*	North West	Yorks & Humb	West Mids	East Mids	Wales*	Eastern	London	South East	South West
54%	58%	50%	44%	54%	48%	51%	53%	59%	55%	59%

I expect to work from home more often in the future

(caution: small base sizes – not shown where less than 50 and marked * if less than 100)

Scotland	North East	North West	Yorks & Humb	West Mids	East Mids	Wales*	Eastern	London	South East	South West
43%	45%	51%	49%	41%	46%	50%	56%	47%	44%	

Don't know / not applicable excluded from base.

Travel during Covid-19: omnibus week 2

Who is most comfortable in returning to public transport use?

18-24's are most comfortable in returning to public transport. Some variation by region – in both weeks 1 and 2 those in Scotland agree more than elsewhere

As soon as travel restrictions are relaxed I'll be happy to travel by public transport again (total agreeing)

Total
20%
24%

Age and gender	
18-24	25%
25-34	24%
35-44	18%
45-54	20%
55-64	21%
65+	14%
Male	22%
Female	17%

Don't know / not applicable excluded from base

Region	
caution: I base sizes – not shown where <50 and marked * if <100)	
Scotland	30%
North East*	13%
North West	20%
Yorks & Humber	20%
West Mids	19%
East Mids	17%
Wales*	21%
Eastern	15%
London	24%
South East	16%
South West	23%

Travel during Covid-19: omnibus week 2

Who is most comfortable in returning to public transport use?

As would be expected, people who used public transport before the outbreak and those without vehicle access are feeling more comfortable about travelling by public transport again.

As soon as travel restrictions are relaxed I'll be happy to travel by public transport again (total agreeing)

Total
20%
24%

Disability

Any disability	19%
----------------	-----

No disability	21%
---------------	-----

Access to car

Access to car	16%
---------------	-----

No access to car	37%
------------------	-----

Journeys made by modes before Covid-19

NET: Car	16%
----------	-----

NET: Bus	31%
----------	-----

NET: Train	29%
------------	-----

NET: Any public transport	28%
---------------------------	-----

NET: London transport	29%
-----------------------	-----

Travel during Covid-19: omnibus week 2

How do you think travelling will be different when the lockdown is eased?

"I think there maybe some confusion with what is and isn't allowed"

"I think there will be less people using normal petrol stations and more using self service forecourts instead. Travelling by public transport will be completely different I think though, there will be less people allowed on buses and trains, probably causing long queues"

"I think that travelling on public transport will have to change. People won't be allowed to be packed on trains like sardines any more. And everyone will be more wary"

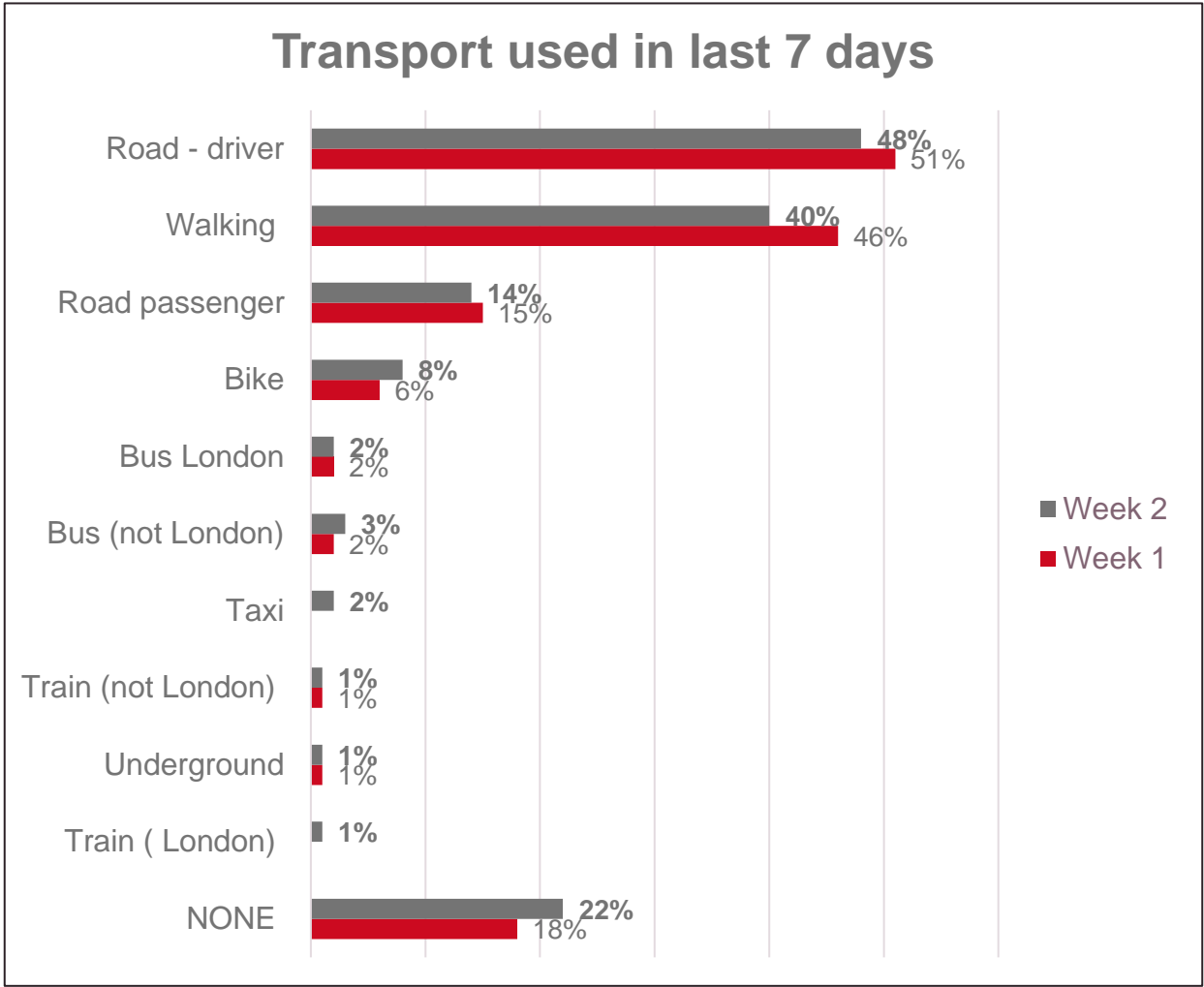
"I think social distancing will remain in place for a long time and therefore, less people will be allowed on buses for instance. Meaning more buses on the roads. I think it'll be sad to see the same volume of traffic on the roads again as before lockdown"

"I think that people will be very worried about using public transport again because of the virus. I think many people will remain at home, even after, the lockdown conditions are relaxed, because the more you go out the more you will be exposed to other people and the virus."

"I believe that things will gradually go back to what they were. People have short memories and do not like a routine to be altered."

Travel during Covid-19: omnibus week 2

In the last 7 days, there has been minimal travel by public transport

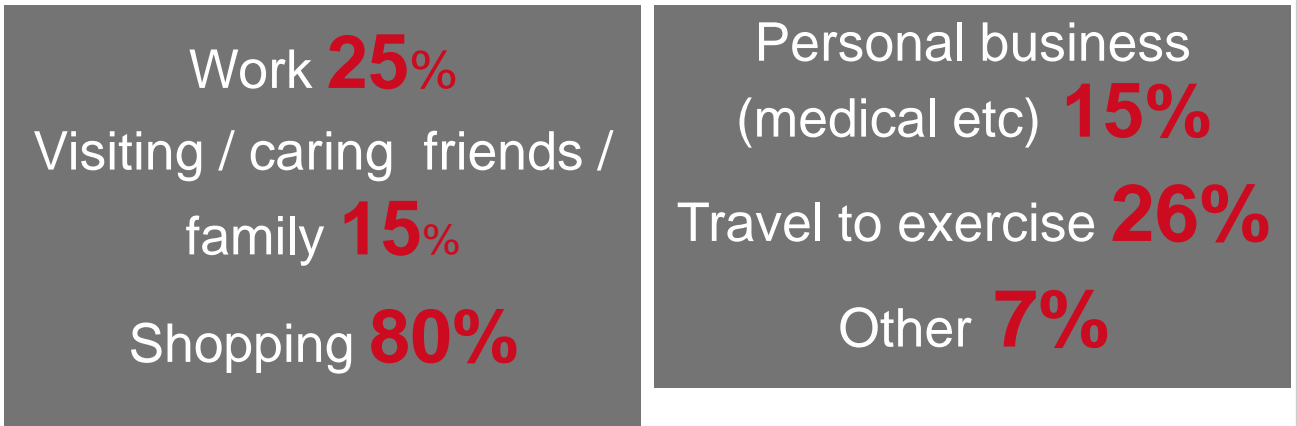


Satisfaction with different aspects of the individual public transport modes is being collected. Will be reported in future as journeys increase and sample size therefore permits

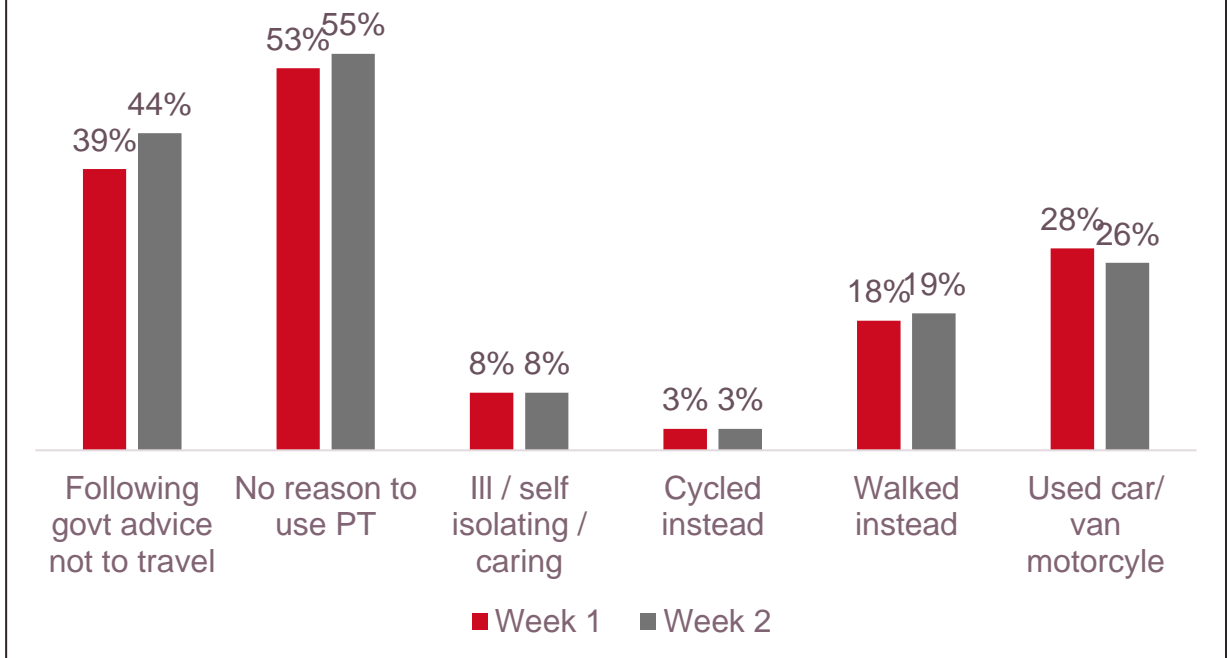
Travel during Covid-19: omnibus week 2

Reasons for making journeys and non-use of public transport

Reasons for making any journeys in last 7 days:



Reasons Public Transport not used in last 7 days



Survey method

- 2000 online interviews per week, nationally representative of Great Britain population – not all respondents are passengers on public transport.
- Fieldwork dates week 1: 1-3 May, week 2: 8-10 May 2020.
- Using Populus weekly omnibus.
- To be repeated each week.
- Sample size by age groups, region and gender.

	TOTAL	18-24	25-34	35-44	45-54	55-64	65+	Male	Female
Week 1	2056	234	310	324	377	314	497	1003	1053
Week 2	2026	242	361	287	332	315	489	1009	1017

	Scotland	North East	North West	Yorks & Humber	West Midlands	East Midlands	Wales	Eastern	London	South East	South West
Week 1	185	84	233	164	185	157	110	210	259	287	182
Week 2	165	86	240	177	163	161	110	188	229	306	201