

National Passenger Survey

PTE Report for Merseytravel

Spring 2011

Contacts:

David Greeno
Passenger Focus
1 Drummond Gate
London, SW1V 2QY

Tel: 0300 123 0837
Email: david.greeno@passengerfocus.org.uk

David Chilvers
BDRC Continental
Kingsbourne House
229-231 High Holborn
London, WC1V 7DA

Tel: 020 7490 9111
Email: dave.chilvers@bdrcc-continental.com

Passengerfocus 
putting passengers first

Contents

1 Introduction

- 1.1 Methodology 2
- 1.2 Issues affecting fieldwork 3

2 Key results

- 2.1 Overall satisfaction and station factor results for Merseytravel 5
- 2.2 Train factor results for Merseytravel 6

3 Passenger satisfaction trend charts

- 3.1 Trend charts of all passenger satisfaction results for Merseytravel 8

4 Sample profile

- 4.1 Sample profile for Merseytravel 19
- 4.2 Station sample sizes for Merseytravel 20
- 4.3 Station catchment area 21
- 4.4 Sample composition for all TOCs 22

5 Technical appendix

- 5.1 Standard reports produced for NPS 23
- 5.2 Rail sectors 24

Questionnaires are normally handed out at stations to customers about to board a train.

A reply paid envelope is provided for returning questionnaires.

Each Train Operating Company (TOC) is sampled separately. Interviewers are given a number of questionnaires to hand out at a station.

At Gatwick and Heathrow Airports and for some shifts at certain London termini, questionnaires are handed out to passengers of a specific TOC. From Autumn 2003 onwards, at all other stations, questionnaires are handed out to passengers of any TOC (in the past, these were also targeted).

The number of questionnaires handed out will depend on:

- the size of station
- time of day
- length of shift

TOC data is compiled to provide a national sample.

Fieldwork is carried out each Spring (February/March) and Autumn (September/October). Up to Spring 2003, fieldwork took place over 3 weeks.

In Autumn 2003, the fieldwork was extended to an 11 week period, from 26 August to 9 November, to provide a better representation of journeys.

Quotas for returned questionnaires are set overall and by weekday/weekend, journey purpose and station size.

All data for a TOC in this Report is weighted up to the number of passenger journeys annually on the TOC and the profile of those journeys by:

- weekday/weekend
- journey purpose (Commuter, Business, Leisure)
- station size (this profile is applied for each TOC building block)

The data for number of journeys and profiles by these variables was generated from ORR data (2010).

The stations for each TOC were stratified by number of passengers and a number of stations in each size stratum is sampled.

This sample design and weighting ensures that data is representative of all passenger journeys made on each TOC.

National results are constructed by combining data for all TOCs together, weighting by number of journeys.

From Autumn 2007 standard region definitions have been used replacing older rail regions. Analysis for the old regions is available on request.

For more details of NPS methodology, visit www.passengerfocus.org.uk

Spring 2011 (Wave 24)

Wave 24 fieldwork (Main and Boost) was undertaken between 31st January 2011 and 15th April 2011. Top up interviews were run within the last 3 weeks of the fieldwork period.

Closure of the Wrexham and Shropshire Franchise prior to the start of fieldwork meant that no shifts were conducted on train or at station for this TOC.

Due to strike action with Arriva Trains Wales a small number of weekend shifts had to be rescheduled for later on in the fieldwork period. Other than this strike action, and clashes with Virgin Trains' own fieldwork and a small amount of engineering work mainly affecting London Overground shifts there was little disruption to the field schedule. Whenever possible the shifts went ahead as planned if there were still train services running.

The results achieved by London Midland are likely to have been affected by an industrial dispute which resulted in the cancellation of a significant number of trains through the full survey period.

One fieldworker was commended on his behaviour by First TransPennine Express after saving the life of a young female passenger by preventing her from falling onto the track.

Autumn 2010 (Wave 23)

Fieldwork (Main and Boost) was undertaken between 2nd September 2010 and 15th November 2010. Top up shifts were run between 14th October and the 26th November 2010.

Planned engineering works meant that some shifts were rescheduled. As usual, shifts were only rescheduled if the engineering work caused a station or line closure. Whenever possible the shifts went ahead as planned if there were still train services running.

Engineering works particularly affected shifts scheduled to be conducted on weekends both on train and at stations run by London Overground and Wrexham and Shropshire respectively. All shifts were rescheduled and conducted on the weekends where possible.

Due to shortfall on returns on certain TOCs the fieldwork period was extended from the 15th of November to the 26th November.

Other than the Papal visit, and the Conservative Party conference there were no other events that caused major disruptions to the fieldwork schedule.

Spring 2010 (Wave 22)

Fieldwork was undertaken between 31 January 2009 and 27 March 2009. Top up shifts were run between 28 March and 9 April 2009. The main fieldwork period was similar to previous years, but the top-up period was slightly extended because of problems encountered earlier in the fieldwork period.

Extreme weather - in particular, heavy snow during the 1st week of February - caused a lot of disruption to the fieldwork schedule. Over 50% of all shifts originally scheduled for 2-6 February had to be postponed until later in the fieldwork period.

As always, planned engineering works meant that some shifts were rescheduled. As usual, shifts were only rescheduled if the engineering work caused a station or line closure. Whenever possible the shifts went ahead as planned if there were still train services running.

Over-running engineering work meant that further shifts had to be rescheduled during the course of the fieldwork, but this was not a great problem.

A few shifts were rescheduled to avoid clashing with Six Nations rugby matches, but sporting events did not cause much disruption to the original schedule.

Autumn 2009 (Wave 21)

Fieldwork was undertaken between 1 September 2009 and 9 November 2009. Top up shifts were run between 10 November and 15 November 2009.

Planned engineering works meant that some shifts were rescheduled. As usual, shifts were only rescheduled if the engineering work caused a station or line closure. Whenever possible the shifts went ahead as planned if there were still train services running.

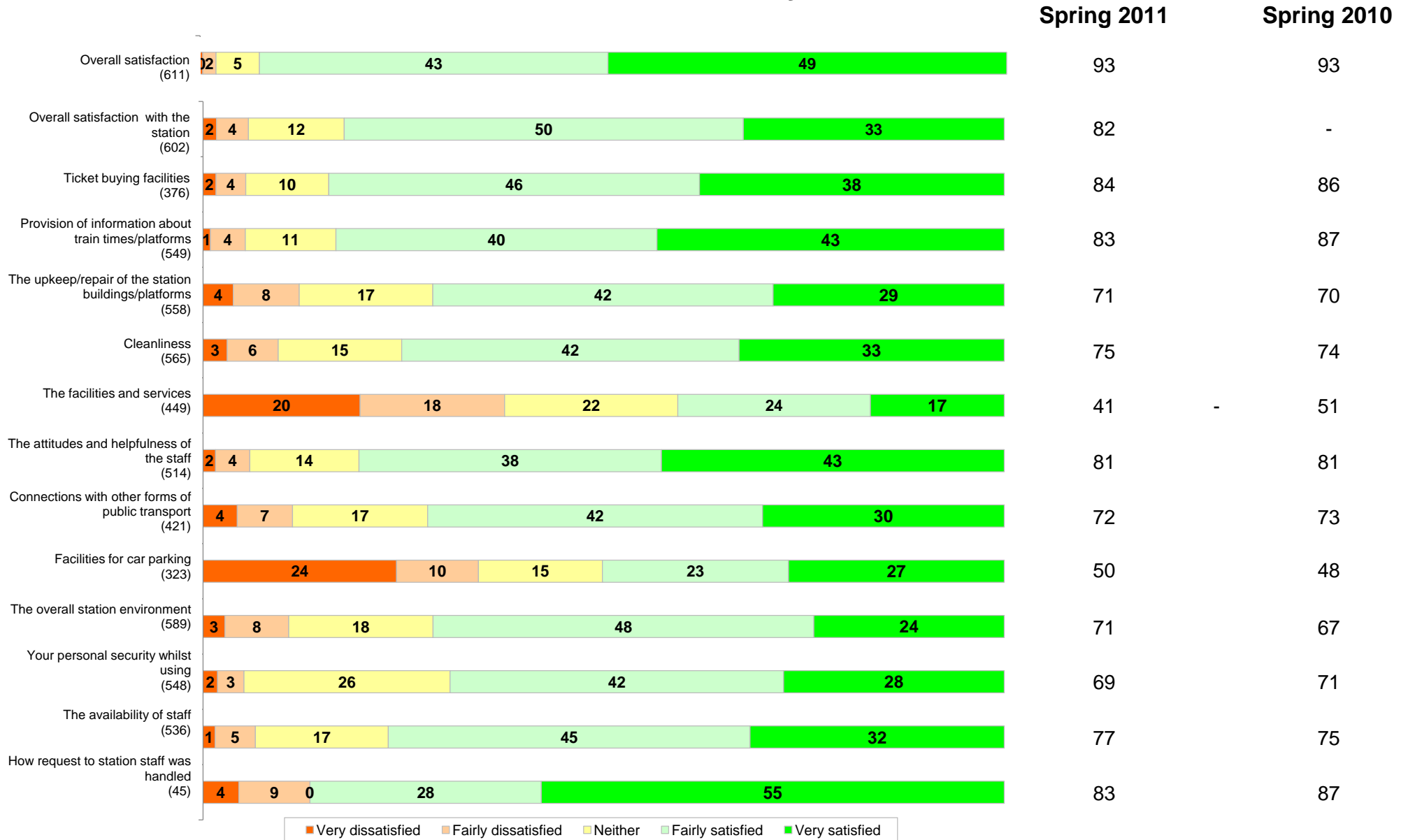
Some shifts had to be rescheduled because of heavy rain and line damage caused by flooding.

An increase in the number of flu infections among fieldworkers led to an increased number of shifts being rescheduled because of illness.

At 95% confidence level:
 + denotes significant increase
 - denotes significant decrease

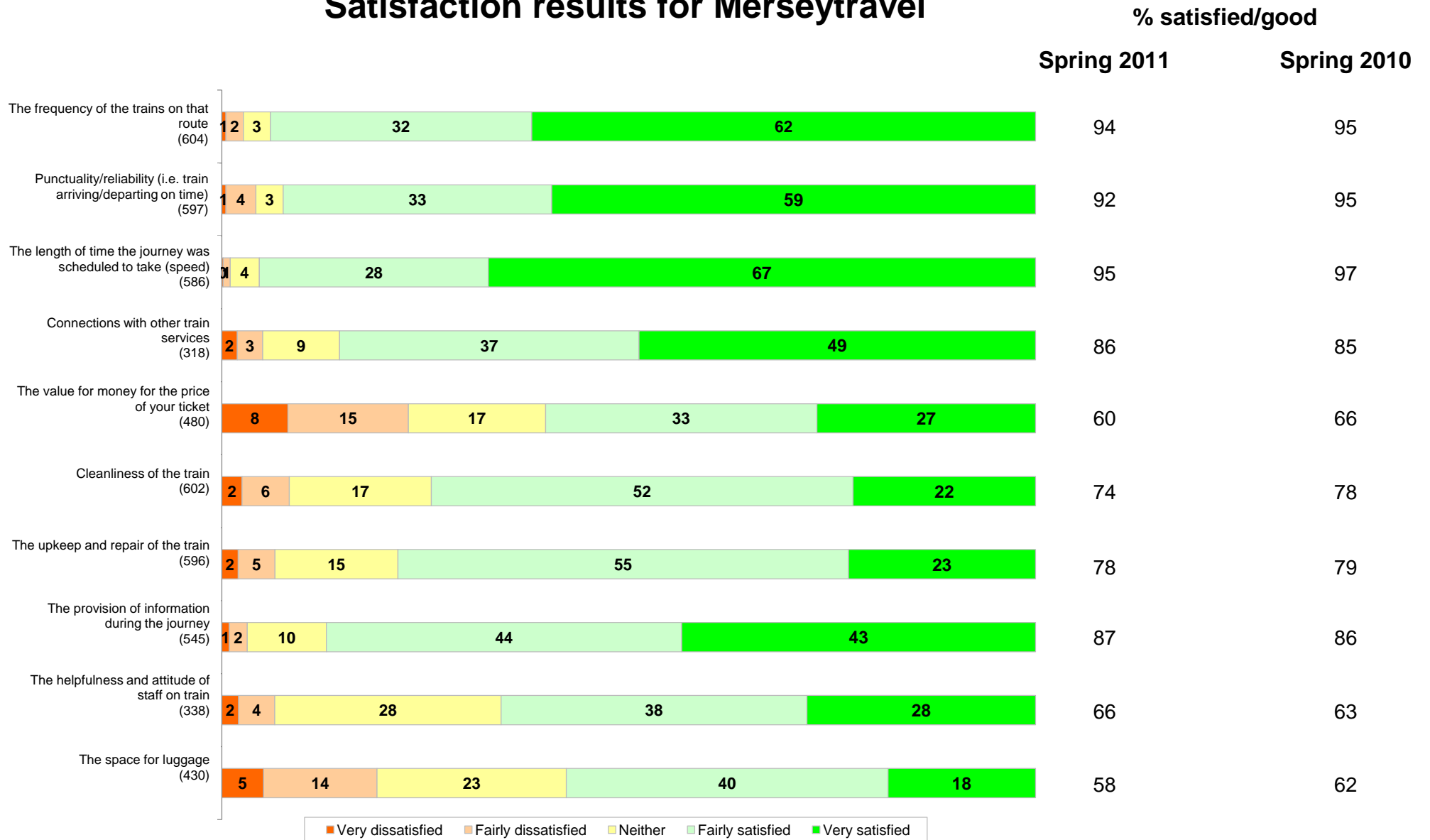
% satisfied/good

Satisfaction results for Merseytravel



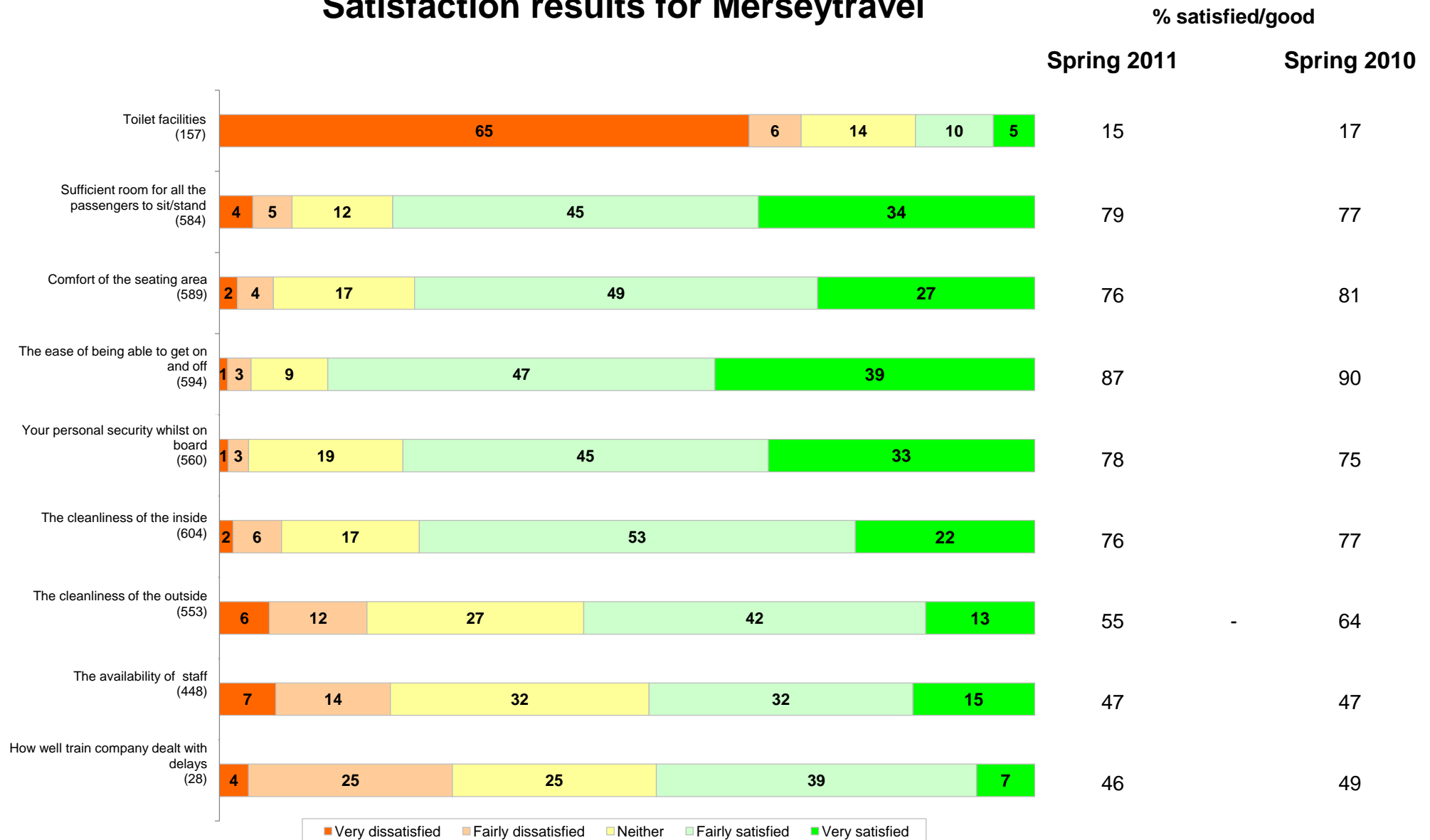
At 95% confidence level:
 + denotes significant increase
 - denotes significant decrease

Satisfaction results for Merseytravel



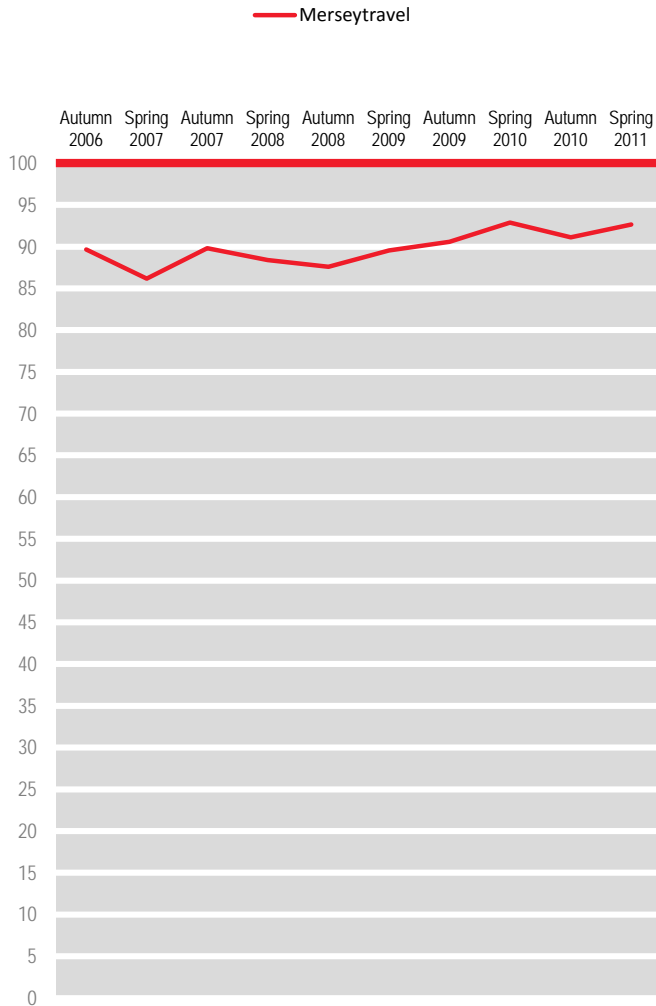
At 95% confidence level:
+ denotes significant increase
- denotes significant decrease

Satisfaction results for Merseytravel



Overall satisfaction

(611)
Percentage of passengers satisfied 2006 to 2011



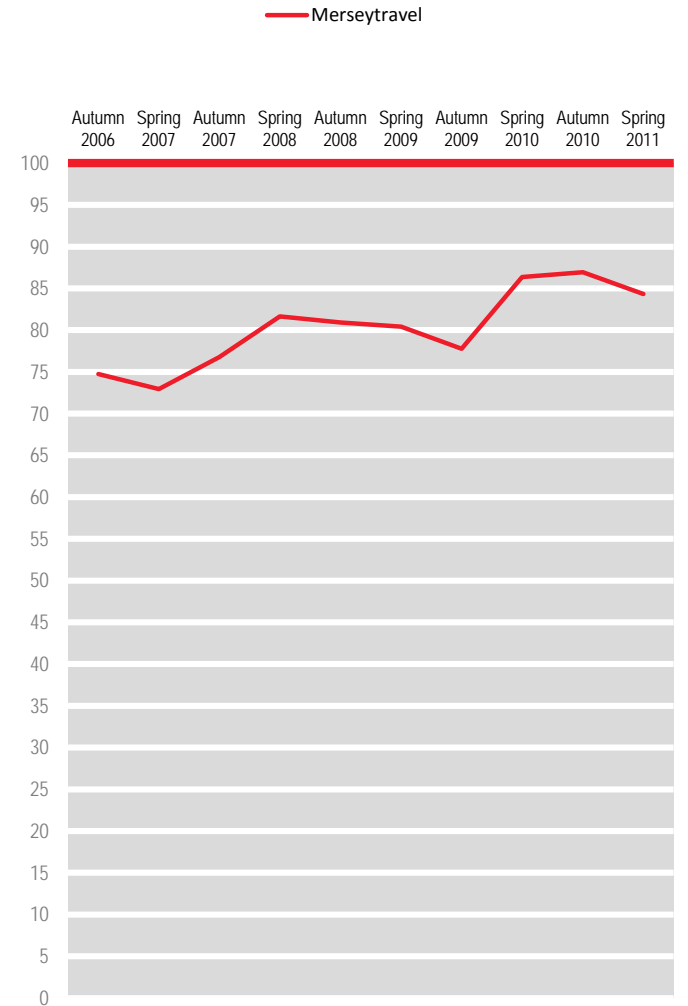
Overall station satisfaction

(602)
Percentage of passengers satisfied 2006 to 2011



Ticket buying facilities

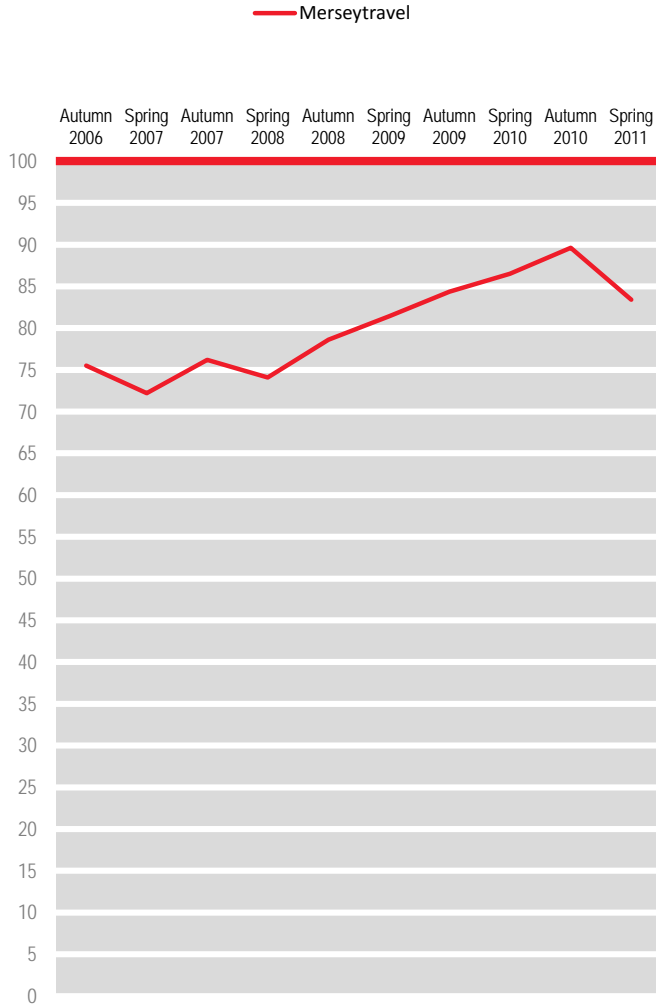
(376)
Percentage of passengers satisfied 2006 to 2011



N.B. Benchmarks and targets are only shown for applicable factors

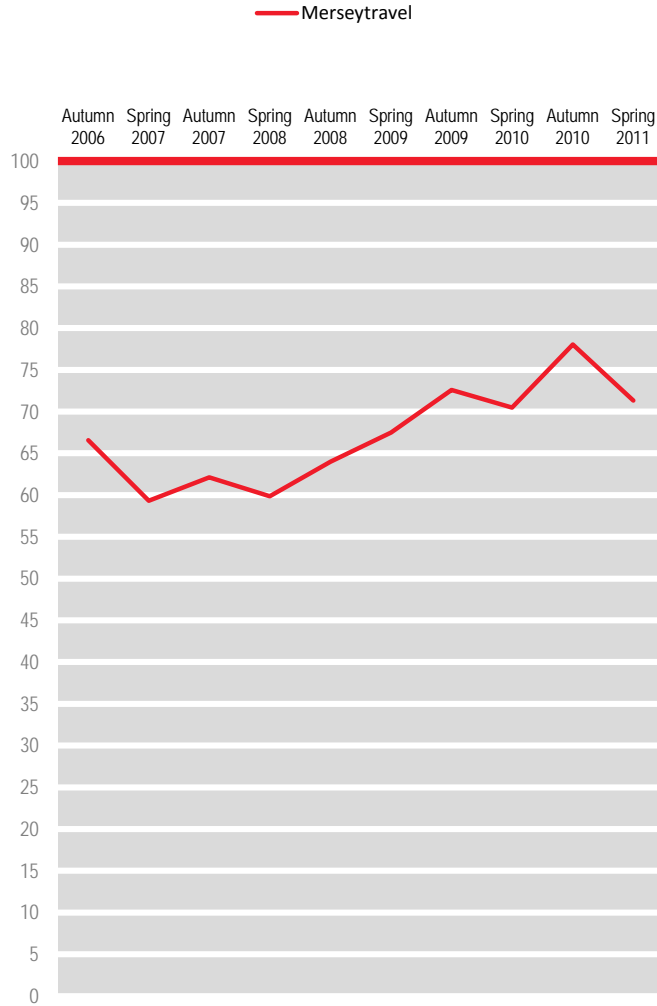
Provision of information about train times/platforms

(549)
Percentage of passengers satisfied 2006 to 2011



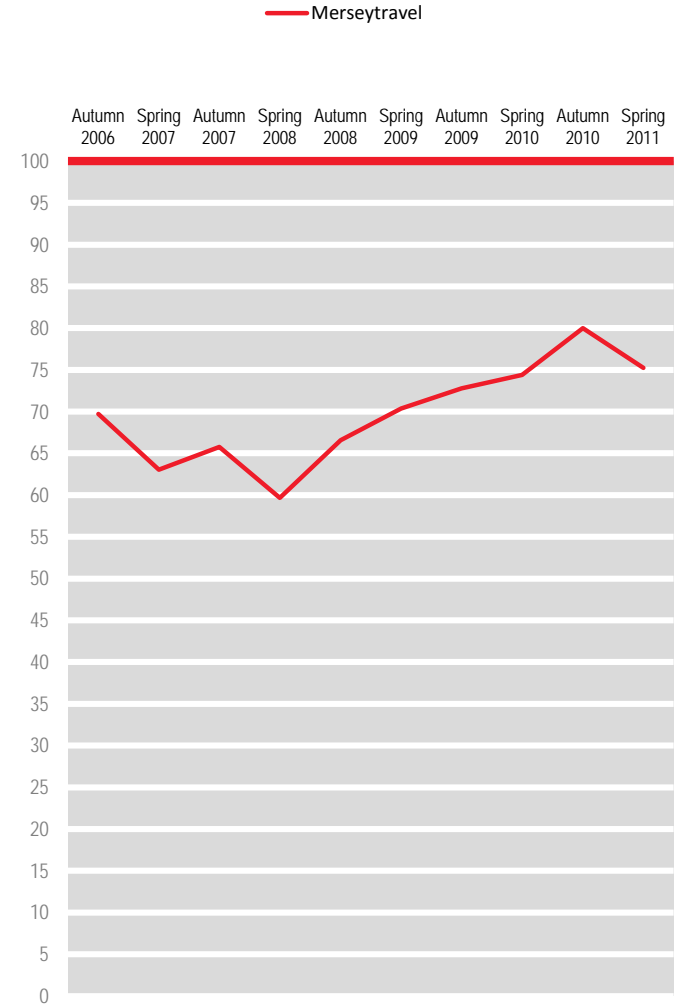
The upkeep/repair of the station building/platforms

(558)
Percentage of passengers satisfied 2006 to 2011



Cleanliness of the station

(565)
Percentage of passengers satisfied 2006 to 2011

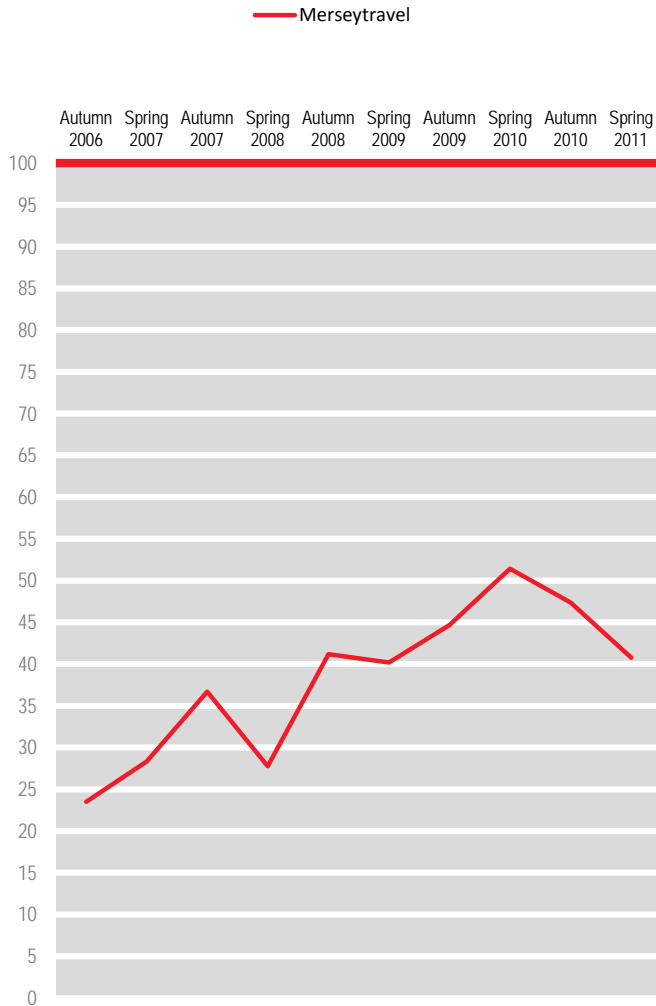


N.B. Benchmarks and targets are only shown for applicable factors

The facilities and services at the station

(449)

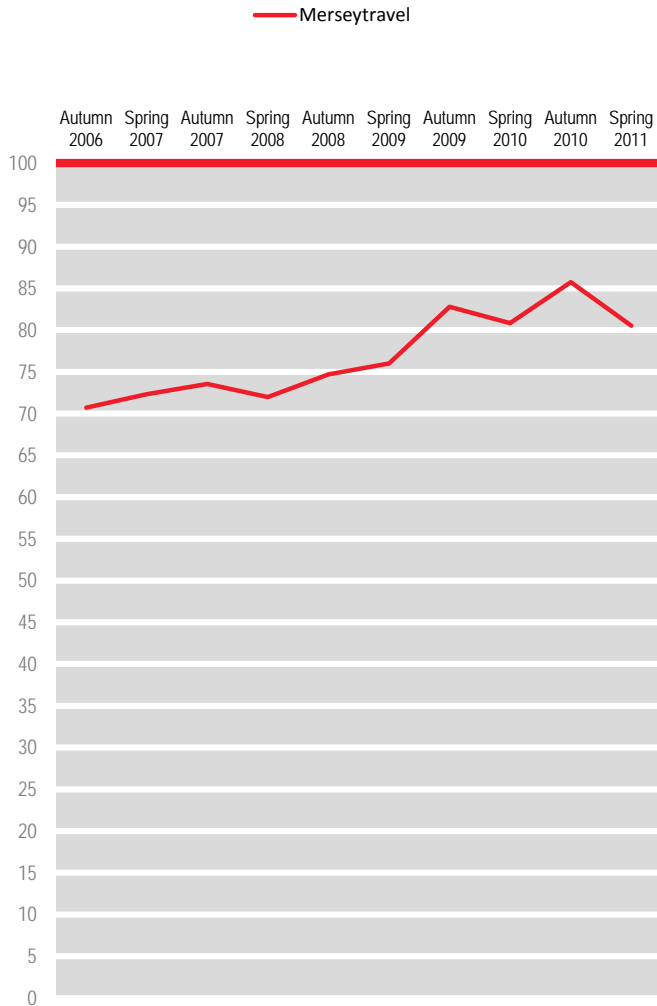
Percentage of passengers satisfied 2006 to 2011



The attitudes and helpfulness of the staff at the station

(514)

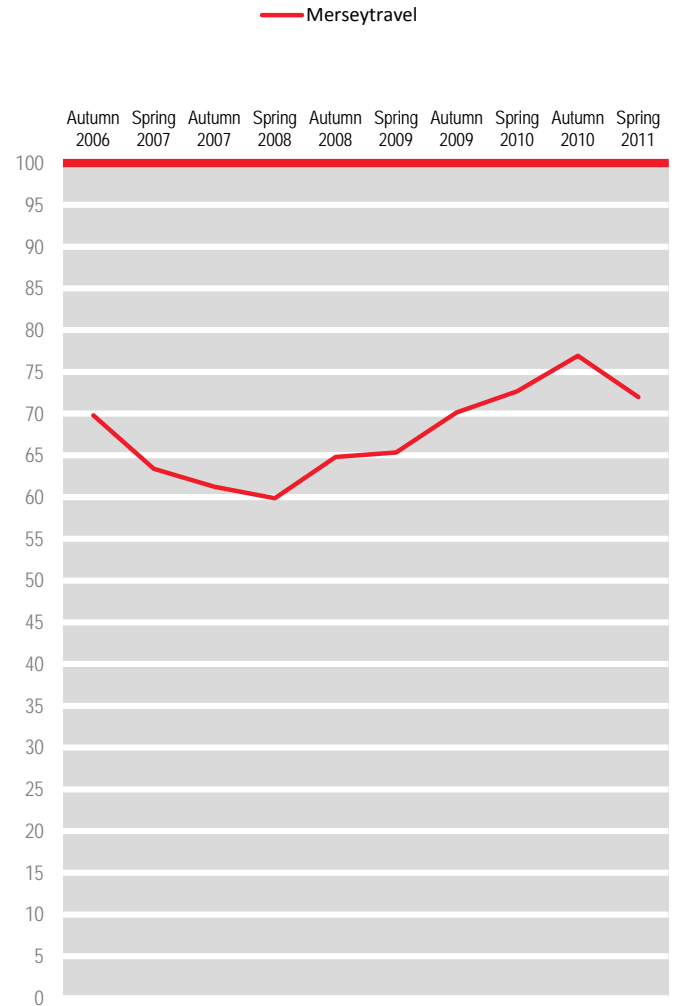
Percentage of passengers satisfied 2006 to 2011



Connections with other forms of public transport from the station

(421)

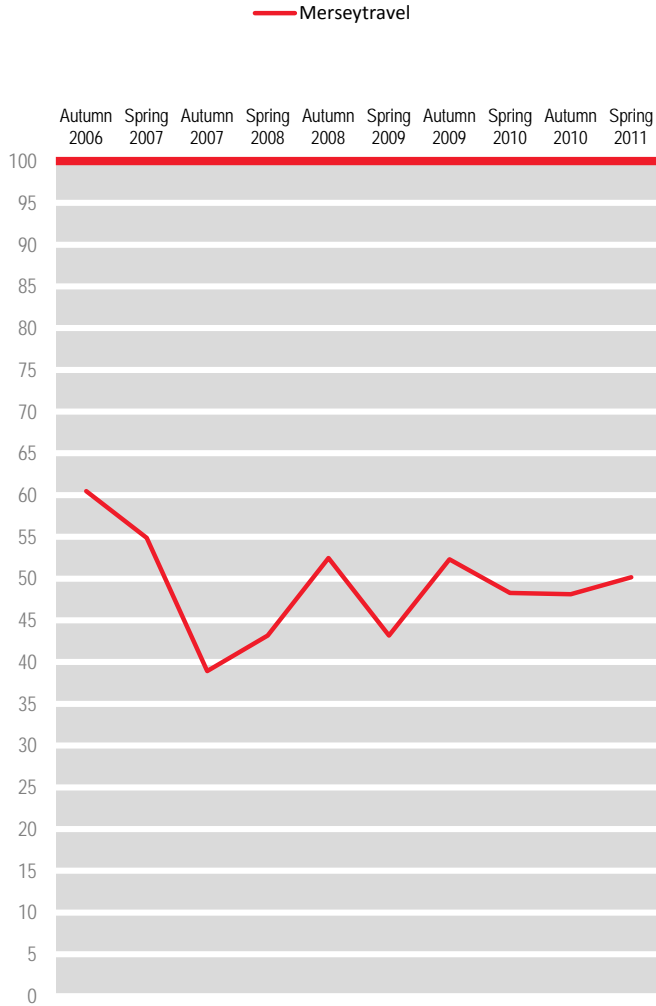
Percentage of passengers satisfied 2006 to 2011



N.B. Benchmarks and targets are only shown for applicable factors

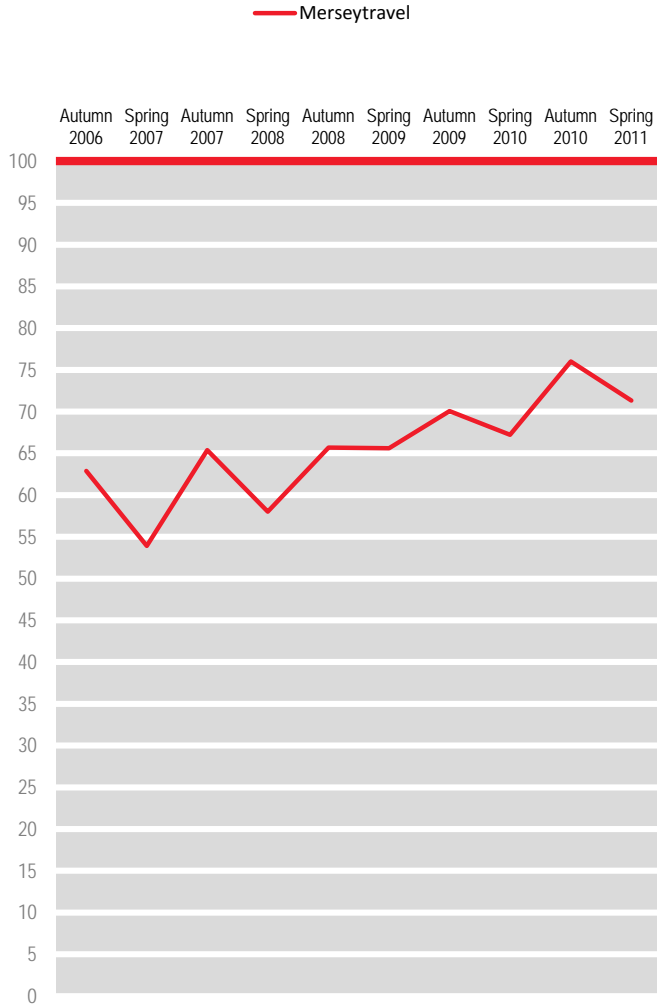
Facilities for car parking at the station

(323)
Percentage of passengers satisfied 2006 to 2011



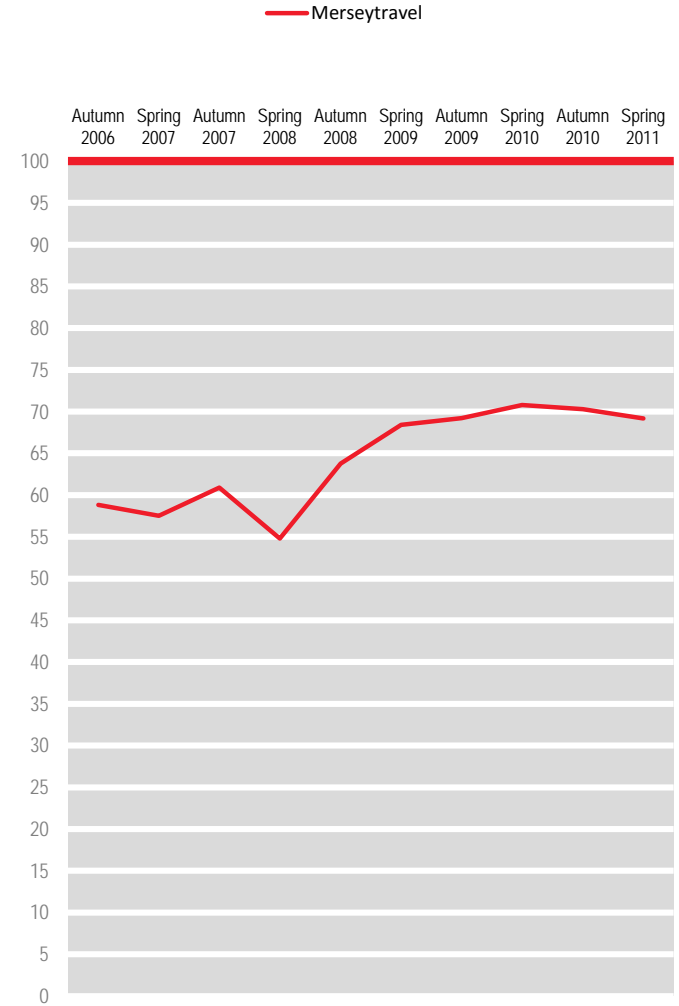
Overall station environment

(589)
Percentage of passengers satisfied 2006 to 2011



Your personal security whilst using the station

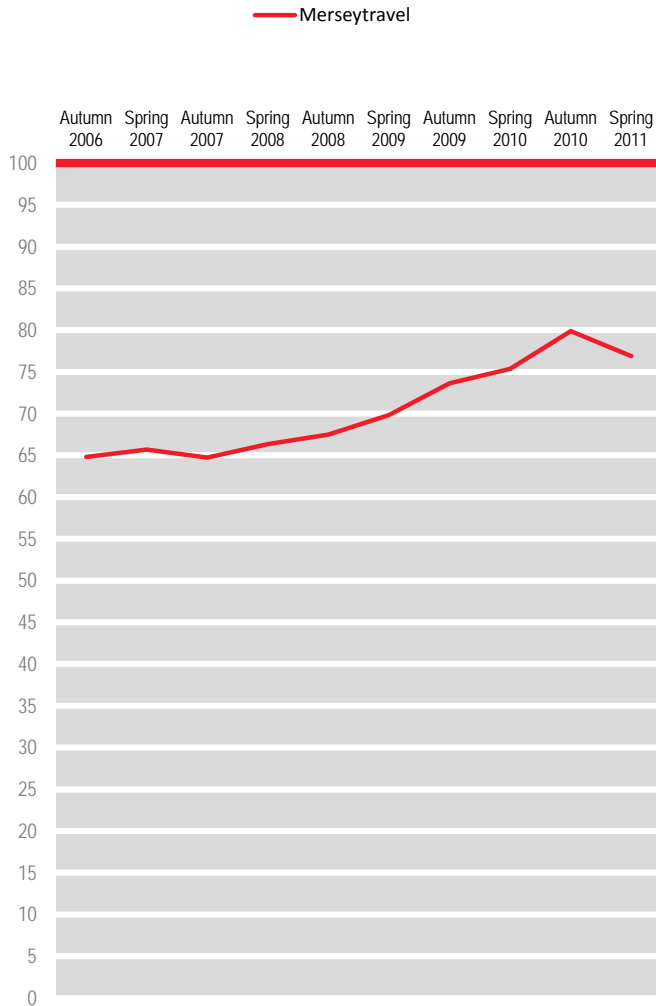
(548)
Percentage of passengers satisfied 2006 to 2011



N.B. Benchmarks and targets are only shown for applicable factors

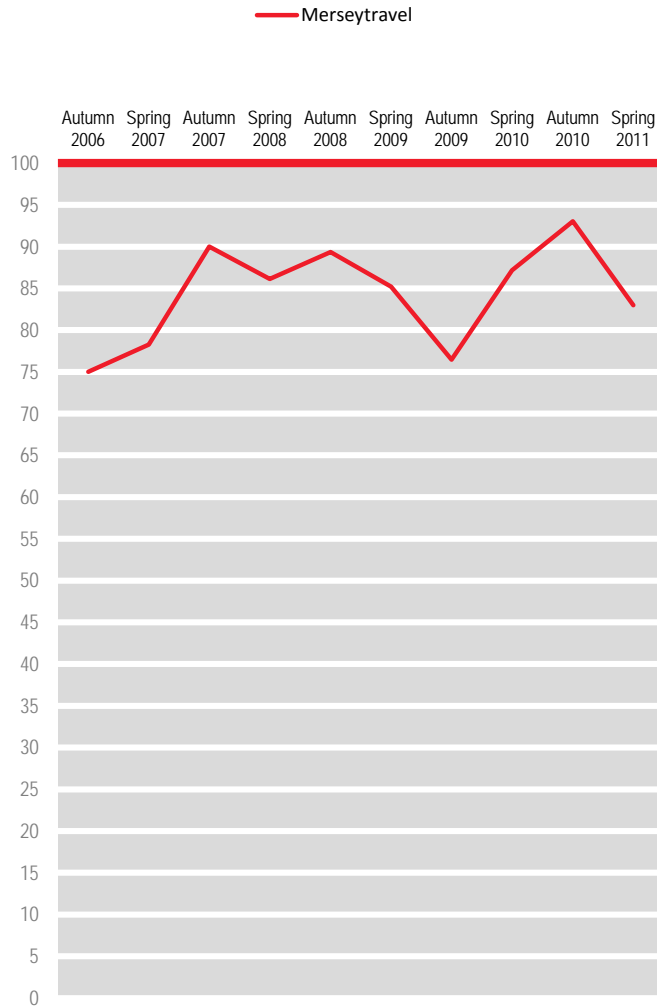
The availability of staff at the station

(536)
Percentage of passengers satisfied 2006 to 2011



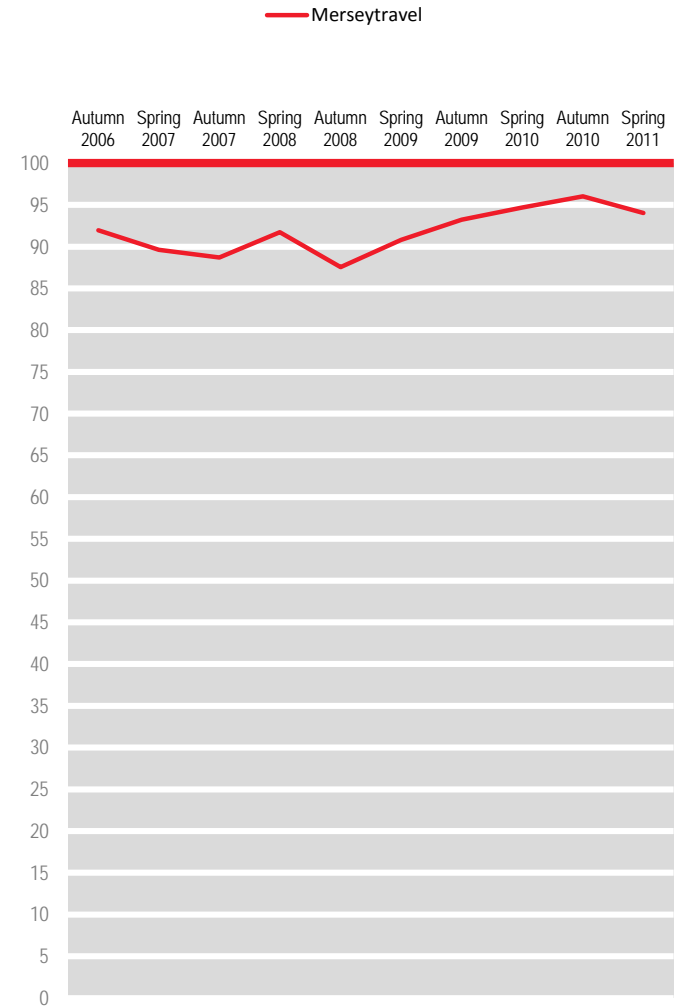
How request to station staff was handled

(47)
Percentage of passengers satisfied 2006 to 2011



The frequency of trains on that route

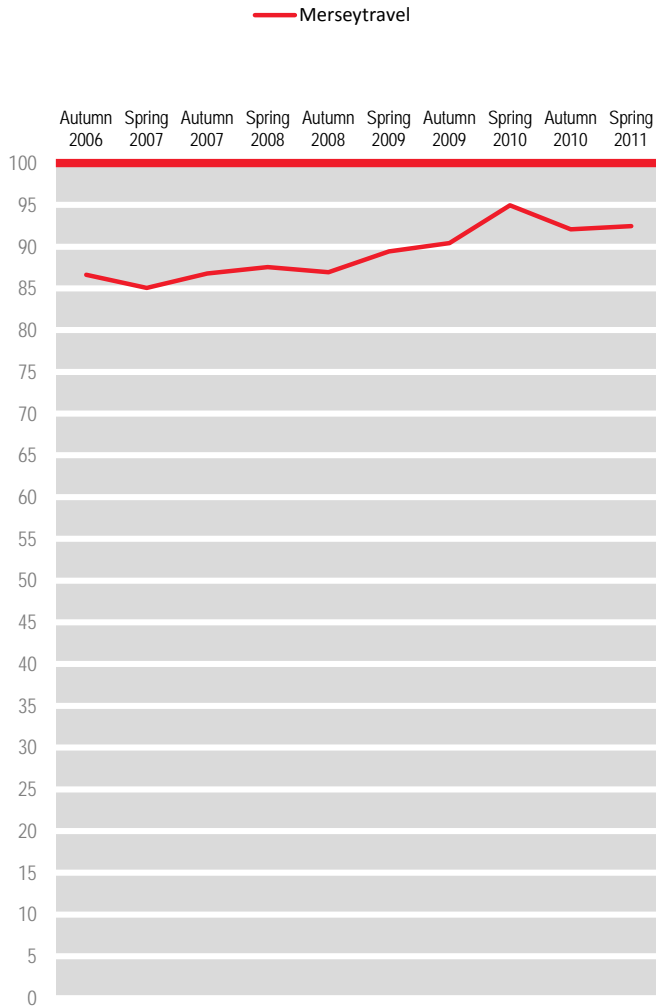
(604)
Percentage of passengers satisfied 2006 to 2011



N.B. Benchmarks and targets are only shown for applicable factors

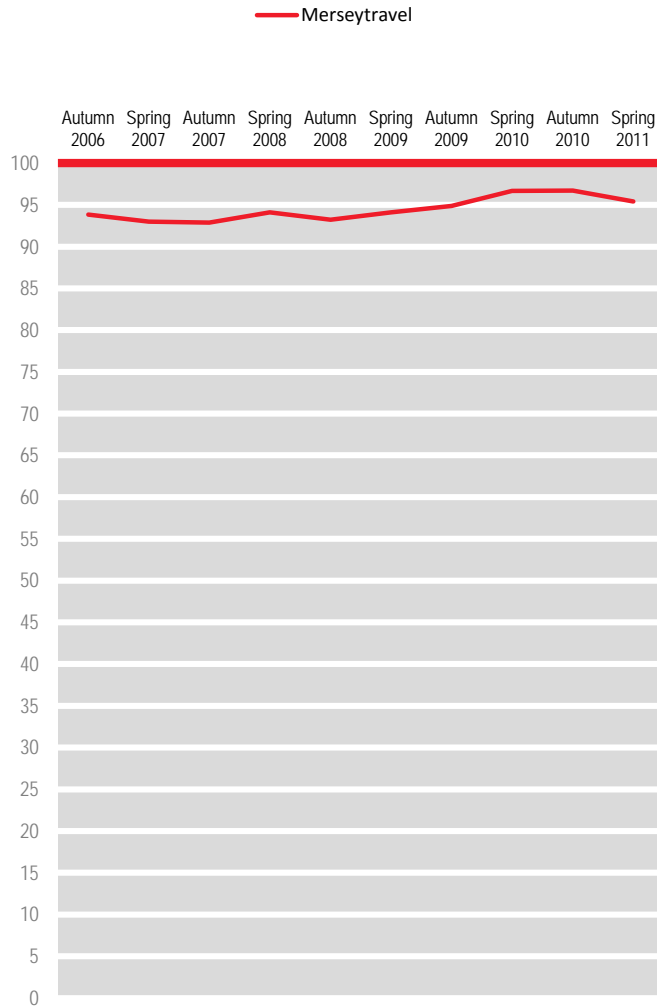
Punctuality/reliability (i.e. train arriving/departing on time)

(597)
Percentage of passengers satisfied 2006 to 2011



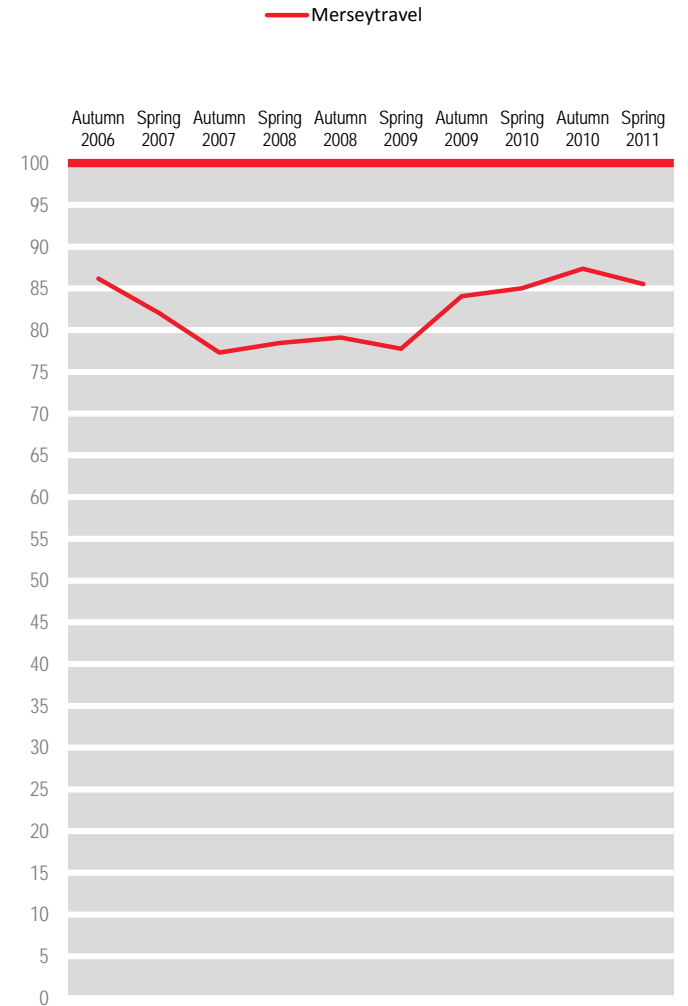
The length of time the journey was scheduled to take (speed)

(586)
Percentage of passengers satisfied 2006 to 2011



Connections with other train services

(318)
Percentage of passengers satisfied 2006 to 2011

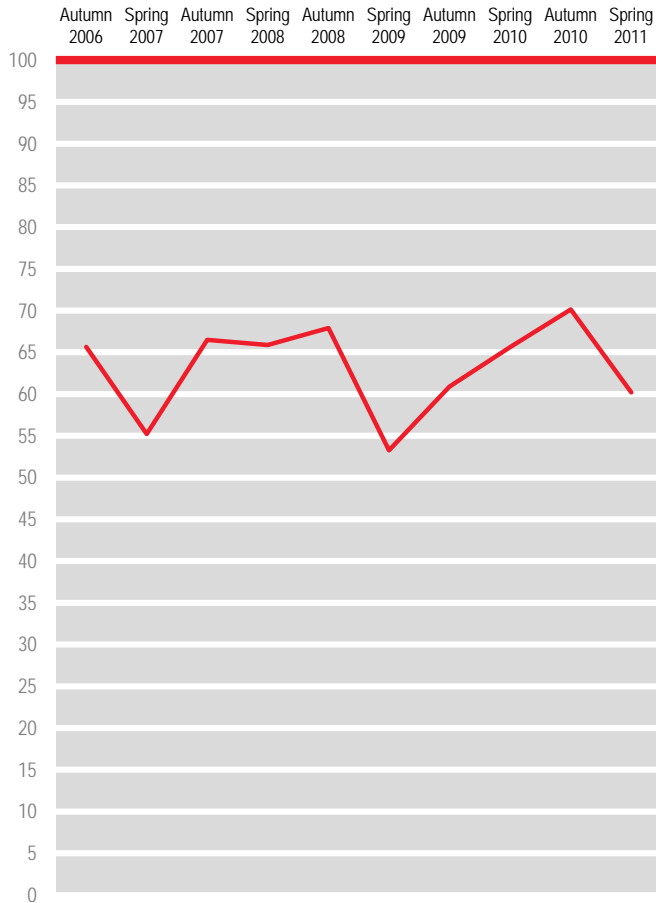


N.B. Benchmarks and targets are only shown for applicable factors

The value for money for the price of your ticket
(480)

Percentage of passengers satisfied 2006 to 2011

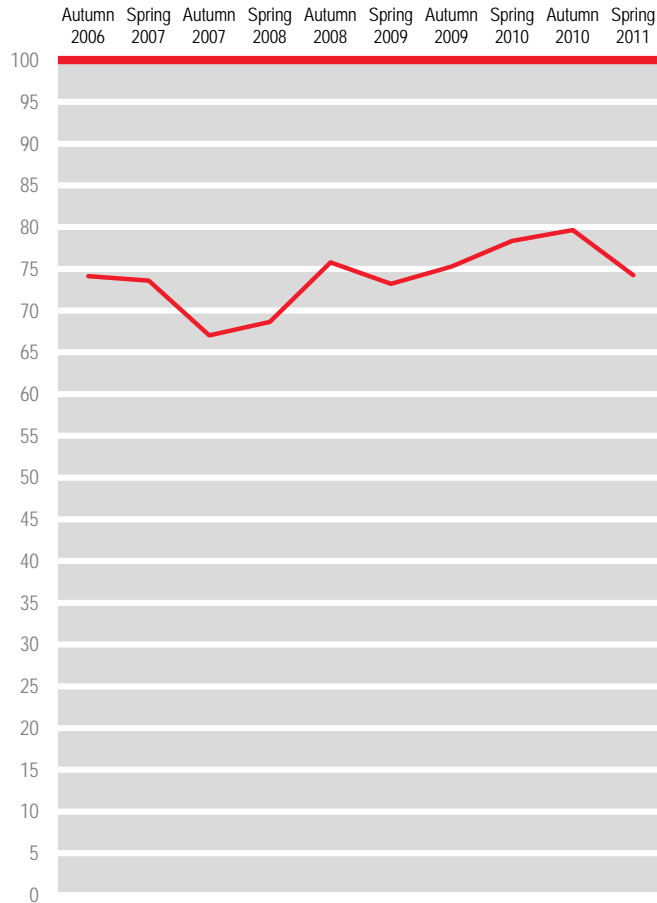
Merseytravel



Cleanliness of the train

(602)
Percentage of passengers satisfied 2006 to 2011

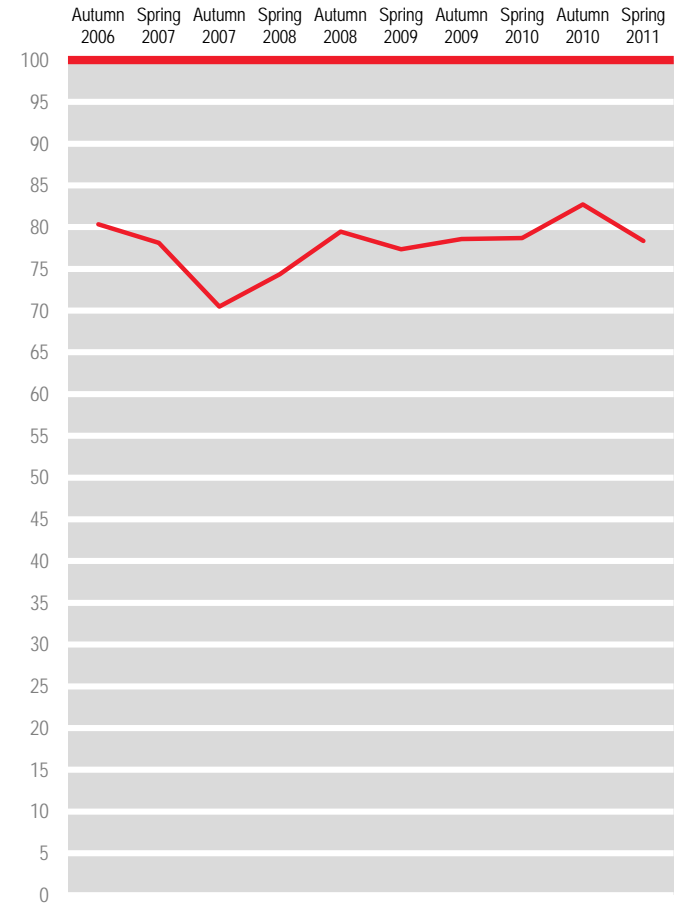
Merseytravel



Upkeep and repair of the train

(596)
Percentage of passengers satisfied 2006 to 2011

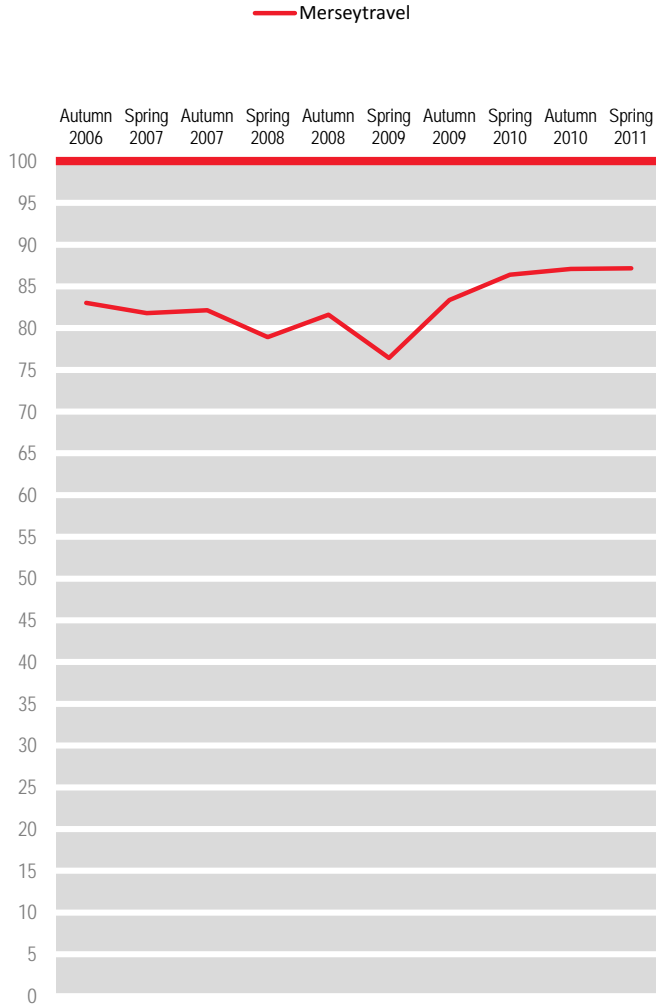
Merseytravel



N.B. Benchmarks and targets are only shown for applicable factors

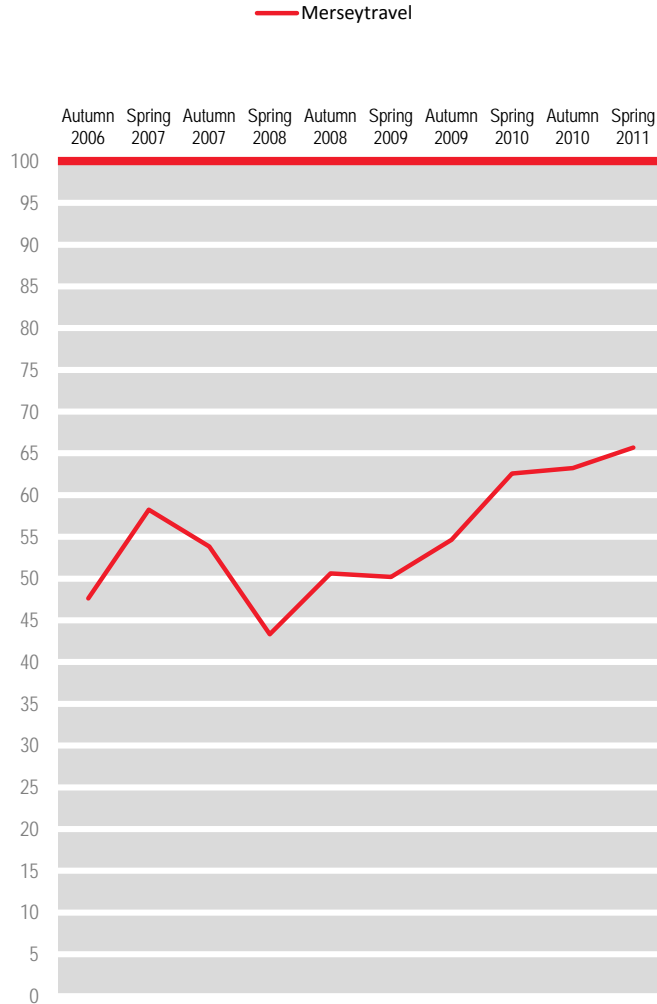
The provision of information during the journey
(545)

Percentage of passengers satisfied 2006 to 2011



The helpfulness and attitude of staff on train
(338)

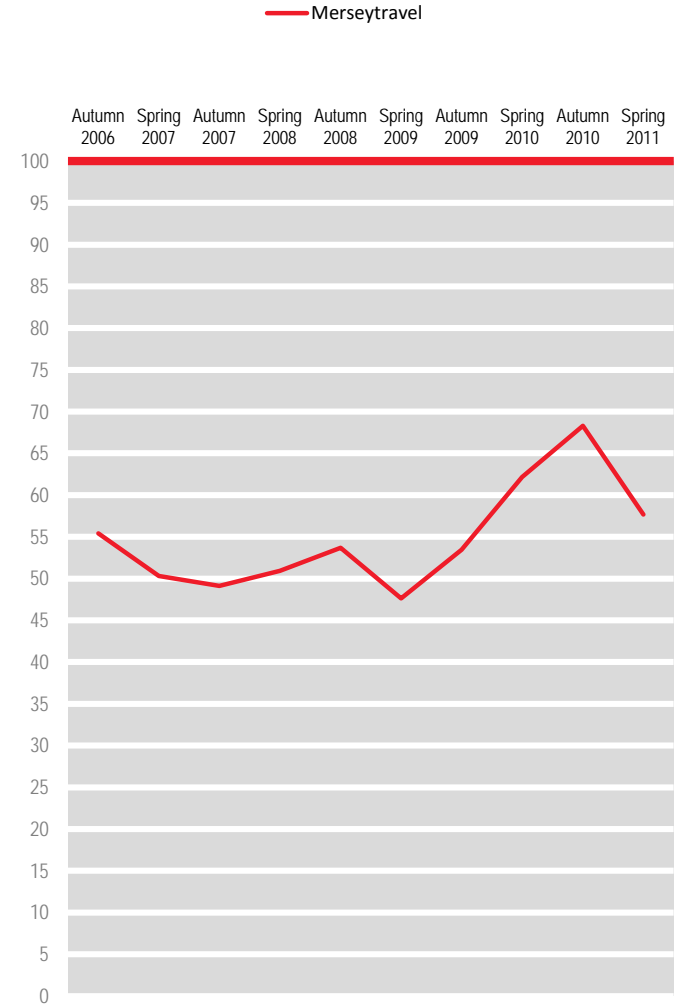
Percentage of passengers satisfied 2006 to 2011



The space for luggage

(430)

Percentage of passengers satisfied 2006 to 2011

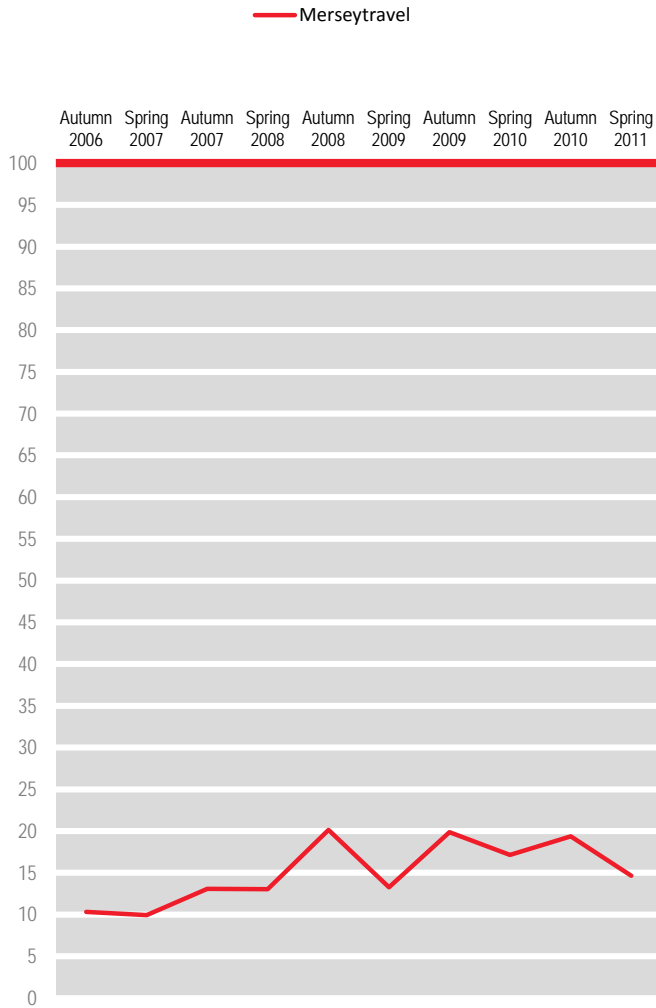


N.B. Benchmarks and targets are only shown for applicable factors

Toilet facilities on train

(157)

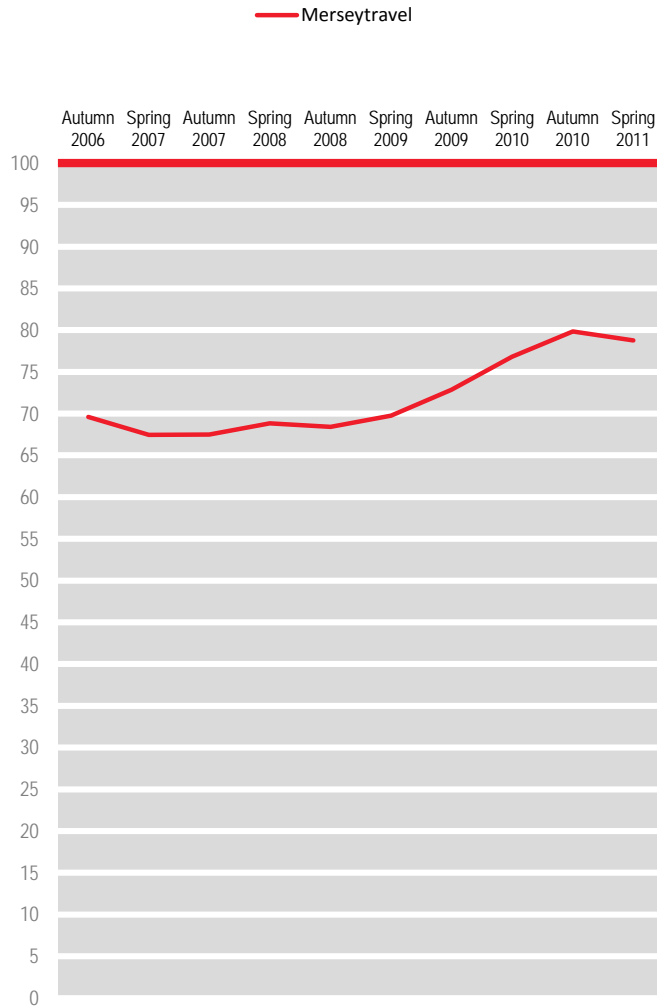
Percentage of passengers satisfied 2006 to 2011



Sufficient room for all the passengers to sit/stand

(584)

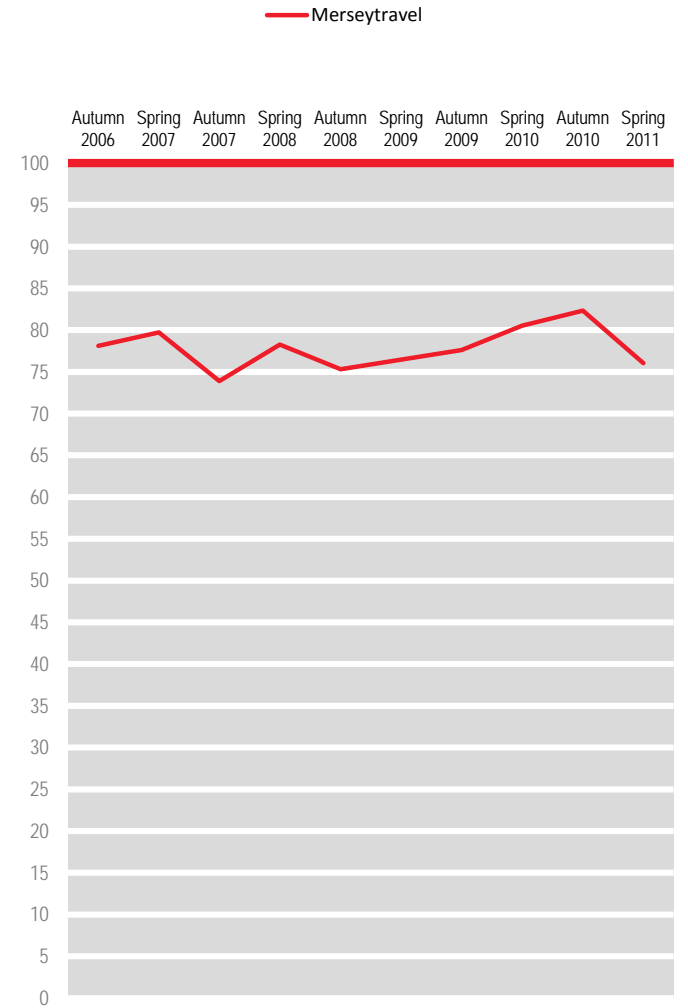
Percentage of passengers satisfied 2006 to 2011



The comfort of the seating area

(589)

Percentage of passengers satisfied 2006 to 2011

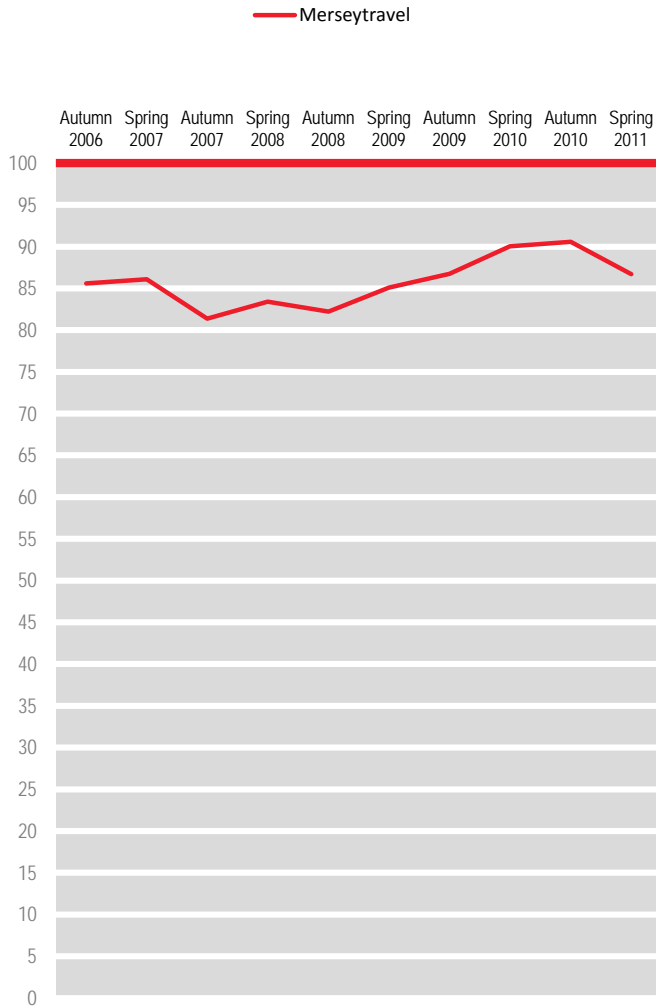


N.B. Benchmarks and targets are only shown for applicable factors

The ease of being able to get on and off the train

(594)

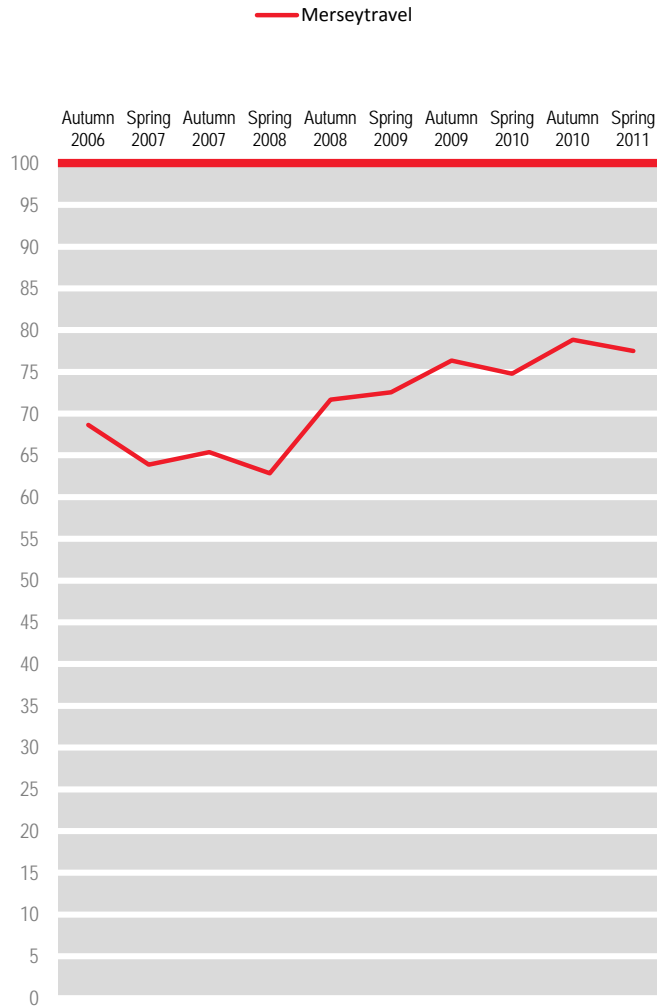
Percentage of passengers satisfied 2006 to 2011



Your personal security whilst on board

(560)

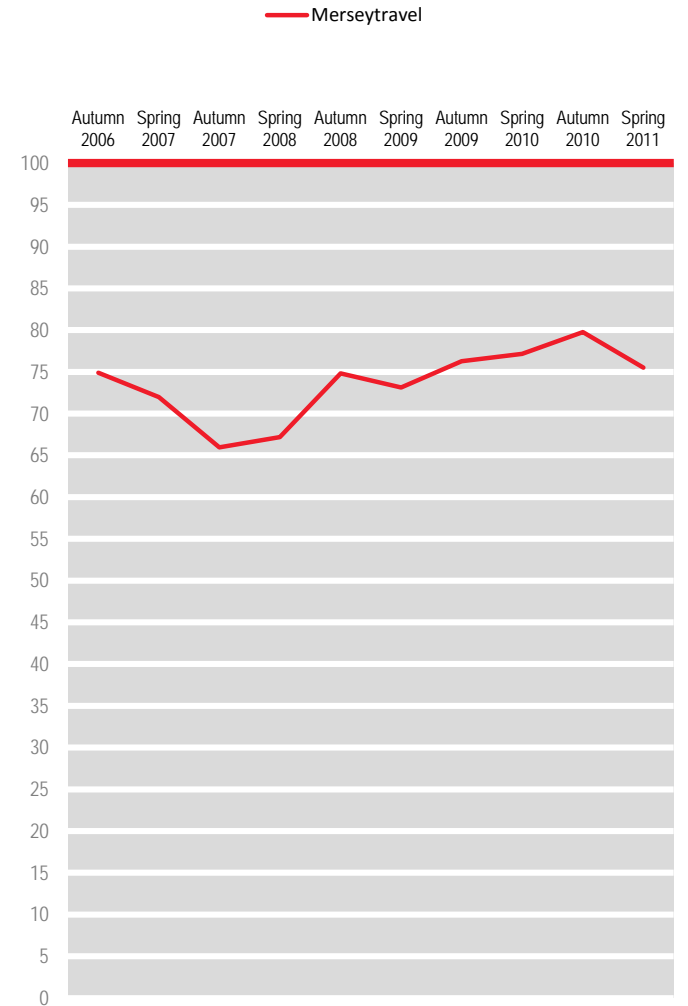
Percentage of passengers satisfied 2006 to 2011



The cleanliness of the inside of the train

(604)

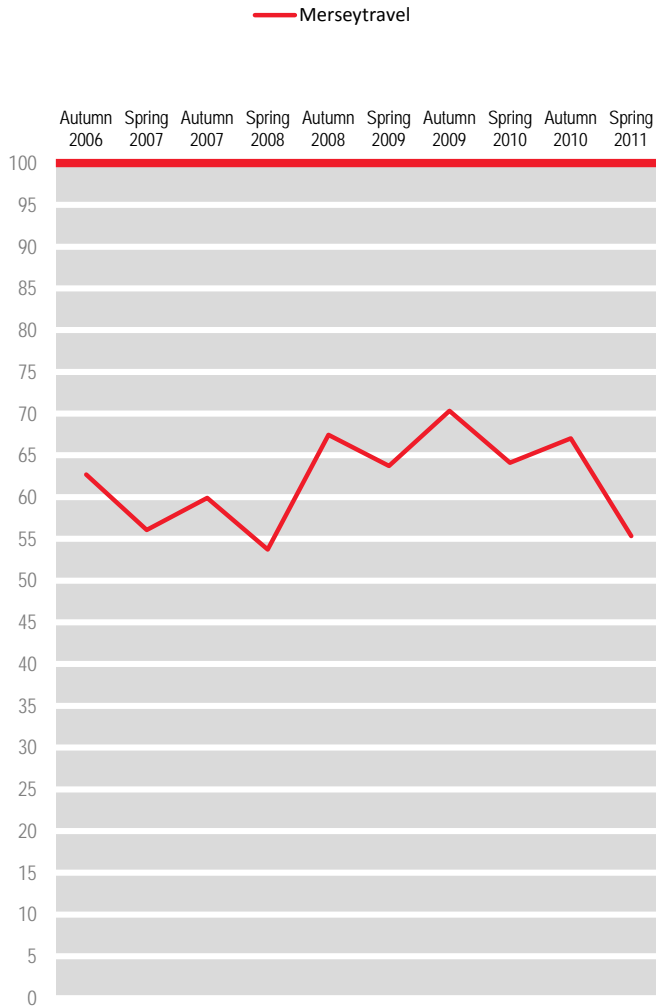
Percentage of passengers satisfied 2006 to 2011



N.B. Benchmarks and targets are only shown for applicable factors

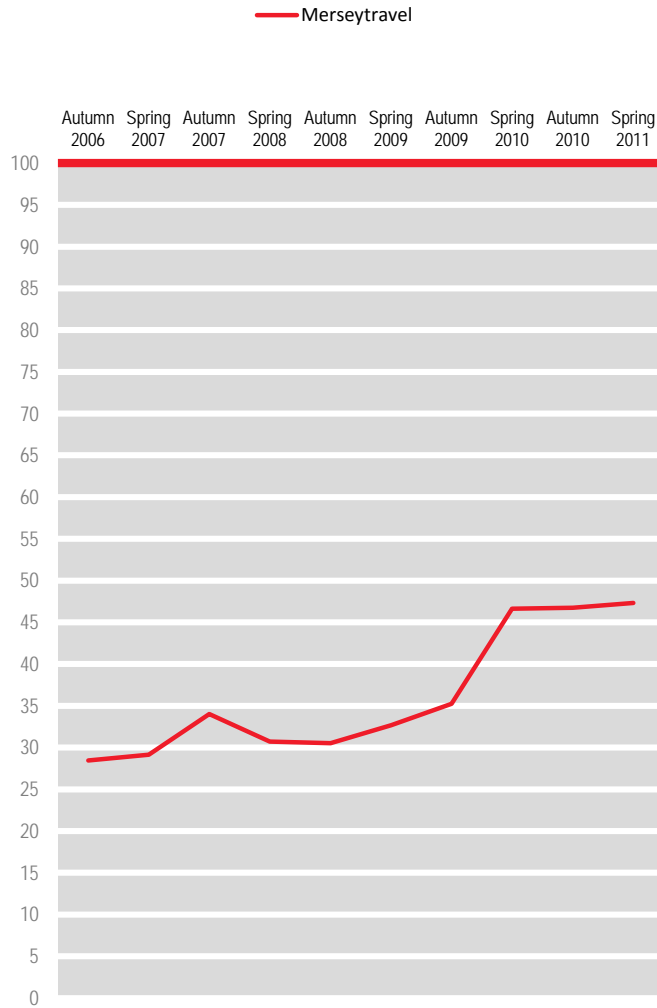
The cleanliness of the outside of the train

(553)
Percentage of passengers satisfied 2006 to 2011



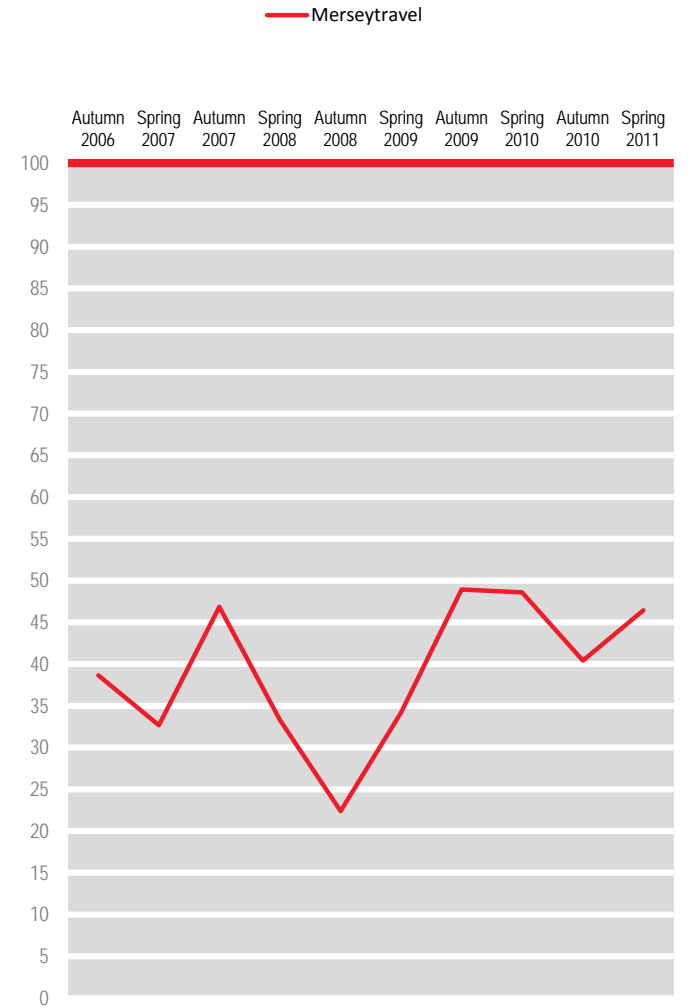
The availability of staff on the train

(448)
Percentage of passengers satisfied 2006 to 2011



How well train company dealt with delay

(28)
Percentage of passengers satisfied 2006 to 2011



N.B. Benchmarks and targets are only shown for applicable factors

Sample profile for Merseytravel

Spring 2011
%Spring 2010
%Spring 2011
%Spring 2010
%**SEX**

Male	41	45
Female	57	52
Not stated	2	4

DELAYS

None	93	91
Minor	5	6
Major	1	1
Not stated	2	2

AGE

16-25	12	12
26-34	12	10
35-44	14	18
45-54	20	19
55-59	10	10
60-64	12	12
65+	20	17
Not stated	1	2

REGULAR TRAVELLER

Yes	85	82
No	15	18

TIME OF TRAVEL

Peak		
Off-peak		

ASKED FOR HELP OR INFORMATION

Yes asked for help	4	3
Yes asked for information	4	4
Could not find anyone to ask	0	1
No	90	91
Not stated	2	2

JOURNEY PURPOSE

Commuter	51	51
Business	5	5
Leisure	45	44

Station sample sizes for Merseytravel

Station	Unweighted		
Liverpool Central	92		
Moorfields	58		
Liverpool Lime Street	47		
Liverpool James Street	44		
Seaforth And Litherland	36		
Birkenhead Hamilton Square	32		
Hillside	24		
Hoylake	22		
Blundellsands And Crosby	21		
West Kirby	21		
Cressington	18		
Conway Park	16		
New Brighton	16		
Freshfield	15		
Southport	14		
Formby	13		
Wallasey Village	13		
Kirkby	13		
Bidston	12		
Fazakerley	12		
Hooton	11		
Maghull	10		
Spital	10		
Birkenhead Park	9		
Waterloo (Merseyside)	9		
Bootle New Strand	9		
Hunts Cross	8		
Newton-Le-Willows	6		
Sandhills	6		
Liverpool South Parkway	4		
Thatto Heath	2		

Station catchment area for Merseytravel

Station	Station	Station
Aigburth	Hightown	Roby
Ainsdale	Hillside	Rock Ferry
Aintree	Hooton	Sandhills
Bank Hall	Hough Green	Seaforth and Litherland
Bebington	Hoylake	Southport
Bidston	Hunts Cross	Spital
Birkdale	Huyton	St Helens Central
Birkenhead Central	Kirkby	St Helens Junction
Birkenhead Hamilton Square	Kirkdale	St Michaels
Birkenhead North	Lea Green	Thatto Heath
Birkenhead Park	Leasowe	Upton
Blundellsands And Crosby	Liverpool Central	Wallasey Grove Road
Bootle New Strand	Liverpool James Street	Wallasey Village
Bootle Oriel Road	Liverpool Lime Street	Walton (Merseyside)
Broad Green	Liverpool South Parkway	Waterloo (Merseyside)
Bromborough	Maghull	Wavertree Technology Park
Bromborough Rake	Manor Road	West Allerton
Brunswick	Meols	West Kirby
Conway Park	Meols Cop	Whiston
Cressington	Moorfields	
Earlestown	Moreton (Merseyside)	
Eastham Rake	Mossley Hill	
Eccleston Park	New Brighton	
Edge Hill	Newton-le-Willows	
Fazakerley	Old Roan	
Formby	Orrell Park	
Freshfield	Port Sunlight	
Green Lane	Prescot	
Halewood	Rainford	
Hall Road	Rainhill	
Heswall	Rice Lane	

Sample composition for all train companies

	Sample size	Journey Purpose			Day Of Week		Station Size			
		Commute	Business	Leisure	Weekday	Weekend	Very Large	Large	Medium	Small
Sample size*	30096	12586	4655	12855	26310	3786	8412	6265	7697	7722
Arriva Trains Wales	912	41	9	49	88	12	17	32	30	21
c2c	1199	71	6	23	94	6	27	33	22	18
Chiltern Railways	1205	38	20	42	89	11	43	3	26	28
CrossCountry	1482	33	20	47	83	17	15	29	31	26
East Coast	1522	17	34	49	89	11	44	10	18	28
East Midlands Trains	1404	31	19	49	83	17	31	20	26	24
First Capital Connect	1816	50	14	35	92	8	23	19	32	26
First Great Western	3536	35	18	47	84	16	34	21	24	20
First TransPennine Express	1201	37	18	45	90	10	19	33	21	26
London Midland	1225	49	12	39	92	8	22	26	19	33
London Overground	948	66	6	28	90	10	28	16	25	31
Merseyrail	672	50	5	45	96	4	15	34	24	27
National Express East Anglia	2397	39	12	49	81	19	37	10	26	26
Northern Rail	1250	48	8	44	88	12	32	25	25	17
ScotRail	1166	40	13	47	87	13	29	12	35	23
Southeastern	1930	48	9	43	88	12	17	33	24	25
Southern	2551	49	15	36	89	11	23	25	24	28
South West Trains	2319	47	11	42	88	12	28	17	22	33
Virgin Trains	1361	22	31	47	85	15	29	9	35	27

* Sample size excludes non-franchised Train Operating Companies.

The following reports are produced each wave:

Summary report	Summary tables for all TOCs (including comparison with one year previously), trend tables for last 10 waves by TOC, trend charts for the main NPS factors, peak vs off-peak analysis for LSE TOCs.
TOC reports	Tables and graphs showing results for TOC (including comparisons with one year previously and with relevant sector), trend charts for all factors (including sector and benchmark (if relevant) comparisons), summary profile of passengers surveyed, station sample sizes for TOC and sample composition & weighting.
Stations report	Percentage of passengers satisfied by each main factor for last 10 waves for all stations covered by NPS during that time period.
Consultees report	Summary national trend charts for all main factors, trend charts by age/journey purpose & gender, summary results for leisure/business passengers & commuters, one page for each factor showing national trend and results for all TOCs, Government Office Region charts for each factor and simple tables for some questions that are not included in the main NPS report.
Best in class report	Trend tables showing results for all main factors for all TOCs back to Autumn 1999 (wave 1).
Multivariate report	Multivariate analysis showing drivers of satisfaction and dissatisfaction nationally, by sector and by TOC for latest two NPS waves combined.
Personal security at stations report	Percentage of passengers satisfied and dissatisfied with personal security at all stations that were included in the NPS for the last 10 survey waves.
Rankings report	Results since wave 10 showing satisfaction score for each TOC by factor, significant changes since one year earlier, national rank and rank in TOC type.
Virtual TOC reports	NPS reports for TOCs that used to exist or that are planned to exist in the future (exactly the same format as TOC reports).
Building block report	Summary results showing satisfaction for all building blocks for all main NPS factors.
PTE reports	NPS reports for all PTEs (exactly the same format as TOC reports).
Demographic reports	Simple reports for all TOCs showing demographic profile (and answers to other questions).
Tables report	Quite detailed tables for all TOCs showing results for the majority of NPS questions by gender, age, journey purpose, time of week and whether they were a frequent traveller or not.

Sector definitions

The sector results used in this report contain the following TOCs (non-franchised operators are excluded):

London and South East Operators	Long Distance Operators	Regional Operators
c2c	CrossCountry	Arriva Trains Wales
Chiltern Railways	East Coast	Merseyrail
First Capital Connect	East Midlands Trains	Northern Rail
First Great Western	First TransPennine Express	ScotRail
London Midland	Virgin Trains	
London Overground		
National Express East Anglia		
Southeastern		
Southern		
South West Trains		



Contacts:

David Chilvers
BDRC Continental
Kingsbourne House
229-231 High Holborn
London, WC1V 7DA

Tel: 020 7490 9111
Email: dave.chilvers@bdrccontinental.com

David Greeno
Passenger Focus
1 Drummond Gate
London, SW1V 2QY

Tel: 0300 123 0837
Email: david.greeno@passengerfocus.org.uk

